

# HOT ROD & EARLY MUSCLE



**2023-2024**  
COMPONENTS FOR CARS  
FROM THE 1930'S-1970'S

**Motor-State**  
DISTRIBUTING

# READY. SET. LAUNCH!



**ROCKET**  
RACING WHEELS



IGNIGHTER



STRIKE



INJECTOR



OLD SCHOOL  
IS NOW  
**NEW  
SCHOOL!**



SPRINT  
ANTHRACITE  
FINISH



SPRINT  
CLASSIC  
POLISHED  
**RACEPAK  
EQUIPPED**



 **Halibrand**  
THE ORIGINAL MAG WHEEL



Rat rods, hot rods, custom classics, and early muscle cars – they inspire an excitement and a yearning for a time when engine tuning was done with a wrench and a screwdriver instead of a laptop. Welding was often considered a critical skill for doing your own bodywork, and chrome was king. We get that feeling. That’s why our latest Hot Rod and Early Muscle catalog features components for vehicles from classic 1930’s hot rods all the way through the muscle cars of the 60’s and 70’s.

# MANUFACTURERS INDEX

ACE Racing Clutches .....	3	Energy Release.....	190	MOMO .....	321	Sparco.....	467
ACCEL .....	4	Energy Suspension.....	185	Mopar Performance.....	324	SPC Performance .....	474
AED Performance.....	4	Factory Canopies .....	192	Moroso Performance .....	326	Specialty Products Co. ....	469
AEM Performance Electronics .....	23	FireAde .....	200	Moser Engineering .....	340	Stage 8 Fasteners .....	477
Aeromotive.....	8	FiTech Fuel Injection .....	194	Mothers.....	340	Stainless Works.....	478
Aeroquip Performance/Eaton.....	12	Flaming River .....	196	Motive Gear .....	341	Steeda.....	476
AFCO Racing Products .....	22	Flatline Barriers.....	200	Motive Products .....	339	Stewart Components.....	477
Alan Grove Components .....	25	Flex-A-Lite .....	201	Motul .....	342	StopTech.....	477
Aldan American .....	26	Flowmaster Exhaust.....	204	Mr. Gasket Co. ....	345	SuperTrapp .....	480
Allstar Performance.....	27	Flowtech Exhaust.....	208	MSD Performance.....	350	Sweet Manufacturing .....	479
Amalie Oil .....	76	Ford Performance .....	210	New Vintage USA .....	360	Taylor Cable Products.....	480
American Autowire.....	5	Fragola Performance Systems.....	213	Nitrous Express.....	358	TCI Automotive.....	482
American Racing Wheels.....	82	FRAM Filters.....	221	Nitrous Oxide Systems .....	364	Ten Factory .....	482
Antigravity Batteries .....	78	FST Carburetors .....	191	NOCO .....	362	Thermo-Tec/Cool It .....	492
ARP Fasteners.....	79	Fuel Air Spark Technology .....	193	Northern Radiator .....	361	Tilton Super Starter.....	492
Autolite .....	90	G Force Crossmembers .....	221	Odyssey Battery .....	366	Torco Racing Oils.....	496
AutoLoc .....	86	Gibson Performance Exhaust .....	223	Optima Batteries .....	365	Total Cost Involved .....	498
AutoMeter Performance .....	82	Global West Suspension .....	223	Oracle Lighting.....	366	Total Power Batteries .....	504
B&M .....	94	Gorilla Automotive Products.....	224	Painless Performance Products.....	369	Trans-Dapt .....	484
Baer Brake Systems .....	97	Grant Steering Wheels.....	225	Patriot Exhaust Products .....	376	Tremec Transmissions .....	495
BBK.....	90	Green Filter .....	230	Penngrade Motor Oil .....	383	Trick Flow Specialties.....	496
Be Cool Radiators.....	98	Griffin Radiator.....	233	Performance Automatic .....	368	Tuff-Stuff .....	498
BedRug .....	98	Grip Lock Ties .....	234	Performance Distributors .....	388	Turbosmart .....	504
Belltech.....	94	GRYPMAT.....	233	Perma-Cool .....	380	UMI Performance.....	506
Billet Specialties .....	99	GT Performance .....	230	Permatex.....	388	Unisteer Performance .....	505
Blue Print Engines.....	110	H3R Performance .....	234	PerTronix.....	386	Valco Cincinnati.....	512
BMR Suspension.....	92	Hawk Performance .....	235	Phoenix Race Tires.....	390	Valvoline.....	513
Boostane.....	113	Hays .....	234	Phoenix Systems .....	379	VDO .....	510
Borgeson.....	113	Heat Shield Products.....	235	PJ1.....	393	VHT Paints .....	511
Borla Exhaust .....	120	Hedman Heddors.....	237	POR-15 .....	390	Vibrant Performance .....	519
Boss Hog Torque Converters .....	3	Heidts Rod Shop.....	241	Powermaster Performance.....	392	Vintage Air .....	514
Bowler Performance.....	120	Hellwig Suspension .....	242	Precision Shaft Technologies .....	368	Vision Wheel .....	525
Bracketeer, The.....	121	Holley .....	243	PRO Shocks.....	367	Walbro.....	527
Braille Battery .....	121	Hooker .....	252	Pro-Blend.....	393	Weiland .....	528
C&R Racing Radiators.....	125	Hoosier Racing Tire .....	256	PROCAR .....	394	Weld Racing .....	529
California Car Duster.....	122	Hotchkis Sport Suspension .....	256	Proforged .....	395	Wilwood Disc Brakes .....	530
Carter Fuel Systems .....	122	HP Books.....	258	Proform .....	400	Wix Racing Filters .....	535
Centerforce Performance Clutch ..	123	Hurst Shifters.....	258	ProSport .....	410	Wizards Products .....	534
Champion Hi-Tech Lubricants .....	124	HushMat .....	260	Prothane .....	411	Woodward-Fab.....	536
Classic Instruments.....	126	ICT Billet.....	261	Pypes Performance Exhaust.....	412	Workshop Hero.....	535
Clayton Machine Works.....	128	IDIDIT .....	266	QA1 .....	415	XRP .....	538
Coan Engineering .....	125	JAZ Products .....	270	Quick Fuel Technology .....	421	XS Power .....	539
Coker Tire.....	129	JBA Performance Exhaust.....	271	Quick Time .....	427	Yukon Gear & Axle .....	539
Cold Case Radiators .....	130	JET Performance Products .....	271	Quick Time Performance .....	427	ZEX .....	540
Competition Engineering.....	129	Keep It Clean .....	272	QuickCar Racing Products .....	423		
Corsa Performance.....	132	KONI.....	273	R & M Specialties.....	450		
Covercraft .....	132	Kool Mat .....	273	Race Ramps .....	438		
CTEK Power .....	123	KYB Shocks.....	274	RPC .....	428		
Currie Enterprises .....	134	Lakewood Industries .....	275	Ram Clutches .....	441		
CVR Performance .....	133	Lecarra Steering Wheels .....	277	Ratech.....	442		
Cyclo Industries.....	131	LEED Brakes .....	277	Red Line Synthetic Oil .....	443		
DANA/SPICER .....	134	Lifeline Battery.....	285	Rekudo.....	445		
Demon Carburetion .....	142	Liquid Glow .....	285	Remflex Exhaust Gaskets .....	447		
Derale Performance.....	143	Lizard Skin .....	286	Retro Bright .....	446		
Design Engineering Inc.....	135	Loctite .....	286	Richmond Gear.....	448		
Detroit Locker/Eaton Posi.....	142	Lokar Performance Products.....	290	Ridetech.....	452		
Detroit Speed .....	148	Lucas Oil Products .....	299	Right Stuff Detailing .....	456		
Doug's Headers.....	151	M&H Racemaster.....	302	Ringbrothers .....	451		
Drake, Scott .....	153	Mac's Custom Tie-Downs .....	303	Royal Purple Synthetic Oil.....	459		
Driven Racing Oil .....	156	Magnaflow Exhaust .....	305	Russell Performance .....	461		
Dupli-Color .....	160	March Performance Pulleys .....	307	S-A Design Books.....	463		
Dynamat.....	162	Maxima Racing Oils.....	310	SafeTBoy Products.....	463		
Dynomax Performance Exhaust .....	163	McGard.....	313	Sanderson Headers .....	464		
Earl's Performance Products .....	166	McLeod Racing .....	314	SCE Gaskets .....	464		
Edelbrock.....	174	Mechman Alternators .....	314	Setrab Oil Coolers.....	467		
EGGE Machine Company.....	189	Mickey Thompson Tires .....	316	Seymour Paints .....	466		
Eibach Springs .....	166	Milodon .....	318	Snow Performance.....	468		
ENEOS Oil.....	188	Mobil 1 .....	319	SPAL .....	464		



## Boss Hog High-Performance Torque Converters

High-performance torque converters stall between 2,200 and 4,200 RPM, depending on application. A moderate cam profile, headers, intake/carb, and rear end gear upgrades are recommended for proper stall. Features include industrial bearings, welded fins, welded at the seams (not brazed), and aircraft aluminum thrust washers. Hand-built, tested, and balanced.

Part No	Description
GM TH350 1968-81, Non-Lock Up	
<b>ATC47012</b>	Night Stalker, Level 2, 10-1/2" BC, 2200-2800 Stall
<b>ATC47013</b>	Street Bandit, Level 1, 10-1/2" BC, 2800-3200 Stall
TF-727 1967-Up, Non-Weighted, Non-Lock Up, 24-Spline	
<b>ATC54093</b>	Street Bandit, Level 2, 10" BC, 2200-2800 Stall



## Street King Dual Disc Clutch Kits

Versatile clutches offer smooth engagement and an extended life, yet can handle up to 800 ft./lbs. of torque. Clutch assemblies bolt directly to flat OEM-style flywheels, and feature a curved finger diaphragm design with patent-pending fulcrum ring and dual sprung hub-style clutch discs. Sold complete with mounting bolts, alignment and set-up tools, and complete instructions. Kits listed include HP organic clutches.

Part No.	Description
<b>ACERSK-314S</b>	1986-95 Ford Mustang 5.0L, 10" Clutch, 1-1/16" 10-Spline



ACERSK-314S



## Ultimate Performance Carburetor Kits

AED kits cover most Holley performance carburetors. Each includes reusable bowl and metering block gaskets, standard and high-flow 0.110" needle and seats, nylon reusable needle and seat gaskets, bowl screw gaskets, all new brass idle mixture screws, needle, seat nuts, screws, accelerator pump squirter check valves, no-leak fuel inlet gaskets, and gasketed vacuum secondary diaphragm.



Part No.	Description
<b>AED2300</b>	350-500 Holley 2-Barrel Kit
<b>AED4150</b>	390-950 Holley Double Pumper Kit
<b>AED4160</b>	600-950 Holley Vacuum Secondary Kit
<b>AED4165</b>	650-800 Holley Spread-Bore Double Pumper Kit
<b>AED4175</b>	650-800 Holley Spread-Bore Vacuum Secondary Kit

## Fuel Pressure Gauges


1-1/2" diameter gauges are available in 0-15 PSI and 0-30 PSI versions. The 1/8"NPT male fittings allow mounting on AED fuel line kits.



Part No.	Description
<b>AED6100</b>	0-15 PSI Pressure Gauge
<b>AED6101</b>	0-15 PSI Pressure Gauge, Liquid-Filled
<b>AED6102</b>	0-30 PSI Pressure Gauge

## Adjustable Jet Plates

Compatible with all fuel lines and bowl screws. Machined from 6061 billet aluminum for side-hung and center-hung float bowls.



Part No.	Description
<b>AED6320</b>	For Side-Pivot Single Bowl
<b>AED6330</b>	For Center-Pivot Dual-Feed Bowl

## Stainless Fuel Line Kits

Designed for 4150 and 4160 style carburetors, the lines are polished 304 stainless steel, equipped with anodized AN bowl fittings, couplers, and a female 1/8"NPT port for accommodating a fuel pressure gauge. All fittings and gaskets are included. Lines terminate with a male -6AN.

Part No.	Description
<b>AED60945</b>	Polished Stainless Carburetor Line Kit (4150)
<b>AED60946</b>	Polished Stainless Carburetor Line Kit (4160)





## Performance Replacement Distributors

ACCEL electronics, all new components, and direct plug-in factory-type connectors make Performance Replacement distributors the perfect choice for street machines. Legal in all 50 states.



Part No.	Description
<b>ACL59107C</b>	Chevrolet All V8 Engines (Except 348, 409) with HEI, Standard Deck Height, Complete Ready-to-Run Unit, Sold with Coil and Coil Cover

## Ignition Accessories

Part No.	Description
<b>ACL8122</b>	Replacement Cap and Rotor for HEI Distributor
<b>ACL8140C</b>	Super Stock Chrome Coil for Points Ignition
<b>ACL35361</b>	High-Output GM HEI 4-Pin Module



## Performance Replacement Distributor for GM Opti-Spark II

### ACL59125

All new distributor is the perfect replacement for failure-prone original equipment units. Distributor features a polished housing, heavy-duty bushings, high dielectric strength reinforced cap, brass contacts, balanced rotor, cross-flow vent design, pin driveshaft seals, and installation hardware. Fits the following V8s: Chevy 1994-1/2 - 96 Caprice 4.3L/5.7L, Impala SS 5.7L LT-1; 1995-97 Camaro 5.7L LT-1/LT-4; 1995-96 Corvette 5.7L LT-1/LT-4; Pontiac 1995-97 Firebird 5.7L LT-1/LT-4.



## Super Coil

### ACL140001

Capable of all the hot performance spark racing engines need, the Super Coil can handle any street ignition with ease. Produces over 50,000 volts to outperform other performance coils. Extremely reliable, even in high-temperature engine compartments, it is the industry's most universal 12-volt high-output coil.



## GM HEI In-Cap Super Coils

### ACL140003

Install an ACCEL In-Cap HEI Super Coil for quicker starts, better acceleration, smoother idle quality and great top end. Silicone coil gasket, carbon brush, and brush spring are all included. Will not affect ECM.




Description
HEI Super Coil with Red and White Wires, *Fits Most 1973-91 Buick, Olds and Pontiac V8s

\* HEI super coil wire colors must match original HEI coil wire colors.

## GM HEI Remote-Mount Super Coil

### ACL140011

The HEI Remote-Mount Super Coil has optimized low-resistance and high turns-ratio windings around an M36 high-silicone magnetic steel E-core for higher energy and voltage output. Fits 1984-95 GM HEI-equipped cars and is a direct bolt-in, plug-in replacement for Accel, Mallory, Crane, MSD, or Holley CD ignition systems.



## HEI Control Module

### ACL35361


Module fits stock and modified 1974-87 GM HEI distributors to promote high coil output and consistent coil charging.



## HEI Battery and Tach Pigtail Connector

### ACL170072

Eliminate single spade-type connectors from the HEI system on GM cars and trucks with this new pigtail connector. Made from high-temperature plastic to withstand temperature extremes in the engine bay, red and green wires are 10" long and easily identify tach and battery circuits.



## Heavy-Duty Crimping Tool

### ACL170036


An excellent crimping tool for assembly of 7, 8, or 9mm universal spark plug wire.





### Universal Super Stock Spark Plug Wire Sets

Super Stock 8mm silicone jacketed wire sets withstand 450°F temperatures and deliver maximum spark for street applications. Plug ends are factory terminated, but distributor ends must be attached at time of installation. Standard and HEI-type boots and terminals are included.



Straight Boots 90° Boots

Part No.	Description
<b>Straight Boots</b>	
<b>ACL4040</b>	Yellow Wires/Orange Plug Boots
<b>ACL4040B</b>	Blue Wires/Blue Plug Boots
<b>ACL4040K</b>	Black Wires/Black Plug Boots
<b>ACL4040R</b>	Red Wires/Red Plug Boots
<b>90 Degree Boots</b>	
<b>ACL4041</b>	Yellow Wires/Orange Boots
<b>ACL4041B</b>	Blue Wires/Blue Boots
<b>ACL4041K</b>	Black Wires/Black Boots
<b>ACL4041R</b>	Red Wires/Red Boots

### 300 Race Spark Plug Wire Set

#### ACL7050

Experience smoother running engines and quicker throttle response. Accel's 300+ race wire transfers more current to the spark plugs and keeps voltage drop to a minimum resistance of 1 $\Omega$ /foot. 8.8mm fiberglass braided, silicone-insulated wire is compatible with all ignition systems, onboard computers, and has RFI suppression. Small Block Chevy 262-400 CID with HEI. Wire routed under exhaust manifolds,



### Adjustable Fuel Pressure Regulators

High-quality fuel pressure regulators stabilize fuel pressure throughout the RPM range. Stock Ford 5.0L systems operate at 39 PSI, while 305 and 350 GM TPI systems are factory set at 45 PSI (except 1985 TPI which is 39 PSI).



Part No.	Description
<b>ACL74561</b>	1986-93 Ford 5.0L
<b>ACL74566</b>	1994-97 F-Body LT-1, LT-4, 1994-96 Impala SS

### Copper Core Spark Plugs

High-performance Copper Core spark plugs provide a hotter spark and faster burn rate for increased horsepower at high RPM's. One-piece construction plugs feature a conventional ground electrode and a Purified alumina insulator to improve throttle response and fuel economy, while preventing arcing and misfires. Precision, machine-rolled threads offer superior thread engagement and protect cylinder heads. Sold as a four-pack only.



**Please call for applications.**



### Highway 22 Plus Universal Wiring System

#### AAW510760

Loaded with new features and specifically designed to promote flexibility and creativity in the wiring of electrical systems for street machines, kit cars, classics, and special interest vehicles. With 22 output connections, the Highway 22 modular panel system is engineered to add safety and reliability to any wiring job. Designed with many innovations, like the only self-locking screw terminal in the industry, heavy 40-amp electric fan or fuel pump relay, integrated LED flasher, and EFI-ECM power feeds for connection to nearly any fuel injection system.



### Severe-Duty Universal Kit

#### AAW510564

The Severe-Duty kit features a fully sealed 20-circuit fuse box with electronic flasher and 35-amp relay. The weatherproof electrical system also contains a sealed, manually resettable 200-amp circuit breaker protecting the fuse box. Main and power harnesses come pre-terminated at one end, and include over 100' of heat-resistant GXL wire.



This system will connect to most popular gauge systems including Dakota Digital, Classic Instruments, and Auto Meter. Made in USA.

## Highway 15 Plus Universal Wiring System

### AAW510825


A brute of a system in a small package, the Highway 15 Plus wiring system shares the same heavy-duty components as the Highway 22 Plus, but is designed for vehicles needing only basic wiring functions.



## New Builder 19 Series Wiring Kit


### AAW510006

Designed for tight wiring spots, this 19-circuit wiring kit contains a slim ATO-style fuse panel with mounting pads and an attached fuse panel cover with an internal label identifying all circuits. Other features include headlight, dimmer, and ignition switches along with extra-long wire lengths for custom wiring and steering column connector/adaptor. Made in USA.



## Classic Update Series

Harness systems include the original headlight and parking light switch, boot, tube, grommets, and light sockets as required. Completely new 18-fuse, 21-circuit fuse box system is ready to install. All connectors are provided for original lighting, fuel sender, optional back-up lights, license plate lights, and even a third brake light. Harness systems are ready to connect to updated SI alternator and original coil/distributor or most aftermarket setups.



AAW500661

Part No.	Description
AAW510267	1953-62 Chevy Corvette
AAW510612	1963-67 Chevy Corvette
AAW510717	1968-76 Chevy Corvette
AAW500661	1967-68 Chevy Camaro
AAW500686	1969 Chevy Camaro
AAW510034	1970-73 Chevy Camaro
AAW510140	1962-67 Chevy Nova
AAW500878	1969-72 Chevy Nova
AAW500981	1964-67 Chevy Chevelle
AAW510158	1968-69 Chevy Chevelle
AAW510105	1970-72 Chevy Chevelle
AAW500423	1955-56 Chevy
AAW500434	1957 Chevy
AAW500481	1955-59 Chevy Truck
AAW510089	1969-72 Chevy Truck
AAW510125	1964-66 Ford Mustang
AAW510055	1967-68 Ford Mustang
AAW510063	1961-64 Impala
AAW510188	1964-67 GTO
AAW510303	1953-56 Ford Pick-Up
AAW510260	1961-66 Ford Pick-Up
AAW510289	1970-74 Challenger

## Power Plus Integrated Fuse Box Systems

A complete deluxe integrated fuse box wiring system that combines a factory-style wired fuse box with the benefits of Autowire's famous modular approach to wiring. The installation begins at the box, then each of the circuits is routed to its destination. Major branch circuits are connected individually utilizing easy to follow instructions. Kit includes wiring, fuse box, flashers, headlight and floor dimmer switches, relays, and tie wraps.



Part No.	Description
AAW510004	Power Plus 13-Circuit Wiring System
AAW510008	Power Plus 20-Circuit Wiring System

## Camaro Headlight Wiring Harness

### AAW500773

This headlight wiring harness is designed to fit the 1967 RS Camaro. In addition to headlight and ignition switch connections, the kit also contains connections to the Rally Sport electric motors, limit switches, and relay panel. Made in USA.



## All Copper™ Grounding Kit

### AAW500717



The "all copper" system eliminates use of the frame rail as the ground, using instead a series of three grounding boxes connected by 6-gauge copper cables. The kit includes 20 coils of wire marked with circuit function identification every five inches, 6 terminal lugs, and a battery terminal crimping tool. Boxes are available separately.

## Crimper Set

### AAW510587

Heavy-duty crimper set allows professional-quality crimps. Includes a single crimper for wire sizes 20-14 gauge, and a double crimper for wire sizes 18-10 gauge or for terminals receiving a two-wire connection. Steel with comfort-grip handles.








### Electric Fan Relay System

**AAW500479**

System includes a 40-amp relay and wiring.



### Electric Fan Switch

**AAW500491**


Activates fan at 195°F and turns fan off at 180°F.



### Headlight Switch

**AAW500332**

Premium-quality headlight switch assembly, protected by an internal, 26-amp auto-resetting circuit breaker, includes off/parking light/headlight functions. Assembly requires a 5/8" hole and is retained with included 7/16"-28 nut. Sold complete with aluminum actuating knob, shaft, collar, terminals, and complete instructions.



### Headlight Switch

**AW500341**

Complete with aluminum knob, shaft, collar, connector, and terminals. 7/16"-28 nut. Requires 5/8" hole.



### Switch Knob

**AAW500236**


Knob is 3/4" diameter, tapered to 1" long, 3/16" shaft, polished aluminum w/set screw.



### Ignition Switch

**AAW510805**

4-position switch has 1/4" blade connectors and includes square keys.



### Ignition Switch

**AAW500006**

Universal 4-position ring terminal connections. Complete with keys. Needs 3/4" hole.



### American Autowire Ignition Switch Lock Cylinder with Keys

**AAW500672**

Replace your worn or damaged ignition lock cylinder with a quality replacement from American Autowire. Made to meet or exceed the specs of the original, the lock cylinder features a chromed key grip and bezel, and includes two keys. Fits Chevrolet models from 1955-1964.



### Toggle Turn Signal Switch Kit

**AAW500148**

Kit controls both the turn signal and brake light circuits, and is sold complete with toggle switch, 1/4" female terminals, connectors, and necessary instructions.



### Courtesy Light Connection Kit

**AAW500081**

Kit connects two under-dash lamps to headlight switch and door switches. Has sockets, mounting brackets, and terminals for bullet, blade, or screw-type door switches.



### Waterproof In-Line Fuse Kit


**AAW500094**

Cap has mounting tab. Complete with terminals and 30-amp fuse.



### Self-Tapping Door Jamb Switch

**AAW500100**



### GM HEI Distributor Ignition Terminal

**AAW500204**

For GM HEI ignition connector with female terminal.



### GM HEI Tach Connector Housing

**AAW500205**

For GM HEI tachometer, includes lead connector with terminal.



### Professional Grade Terminal and Connector Kit

**AAW510643**

Convenient kit includes 250 pieces of the most common terminals and connectors used for repairing and replacing wiring connections. Comes with durable compartmentalized case complete with helpful identification diagram of contents.



### Battery Junction Blocks

Ideal for adding accessories, connection point for battery power circuits is fully insulated. Includes 10-32 stud and nut terminal.



AAW03882795



AAW500155

Part No.	Description
<b>AAW03882795</b>	Standard Battery Junction Block
<b>AAW500155</b>	Heavy-Duty Battery Junction Block

### Indicator Lights

LED indicator lights have snap mounts and fit into a 5/32" hole. Raised lens and black bezel.



Part No.	Description
<b>AAW500215</b>	Red
<b>AAW500214</b>	Green
<b>AAW500213</b>	Amber
<b>AAW500401</b>	Blue



## AEROMOTIVE

SERIOUS FUEL SYSTEMS

### Stealth Fuel Cells



AFS18660

Cells have universal 0-90 Ohm fuel level sending units, two -10AN roll-over vent/valves, and -8AN return ports. Available in 15-gallon (18"L x 20"W x 10"H) and 20-gallon (24"L x 20"W x 10"H) capacities, both with 12-bolt flush mount lids and 100-micron stainless filters.

Part No.	Description
<b>AFS18660</b>	15 Gallon, A1000 Pump
<b>AFS18661</b>	20 Gallon, A1000 Pump
<b>AFS18662</b>	15 Gallon, Eliminator Pump

### Stealth Fuel Tanks




Direct replacement stamped steel fuel tanks feature built-in Stealth 340 electric fuel pumps and billet aluminum hanger assemblies. Fuel tanks incorporate specialized internal baffling to control fuel slosh, even during the most extreme driving conditions. Tanks also include GM 0-90 Ohm fuel level sending units, pre-pump filter socks, and AN O-ring boss pressure, return, and vent ports. Tanks are fully assembled.

Part No.	Description
<b>Chevy</b>	
<b>AFS18499</b>	1955-57 Bel Air 16-Gal. Tank
<b>AFS18417</b>	1964-67 Chevelle/Malibu
<b>AFS18404</b>	1969 Chevelle/Malibu
<b>AFS18402</b>	1970-72 Chevelle/Malibu
<b>AFS18457</b>	1967-68 Camaro/Firebird
<b>AFS18458</b>	1969 Camaro/Firebird
<b>AFS18428</b>	1970-73 Camaro/Firebird
<b>AFS18435</b>	1974-77 Camaro
<b>AFS18438</b>	1978-81 Camaro
<b>AFS18433</b>	1970 Nova
<b>AFS18436</b>	1973-74 Nova
<b>Dodge</b>	
<b>AFS18442</b>	1970-74 Challenger
<b>AFS18443</b>	1970-74 Barracuda
<b>AFS18444</b>	1970-76 Dart/Duster
<b>Ford</b>	
<b>AFS18497</b>	1964-68 Mustang

## GEN II Stealth Tanks

The new GEN II Stealth tanks feature a plug-and-play fuel pump with fuel level sending unit and patented Phantom baffle system, designed to precisely control fuel flow around the pump and prevent fuel starvation, even under the most extreme driving conditions. Compatible with both carbureted and EFI applications, the fuel pump is plumbed to a billet end cap in the factory outlet location for easy installation. Available with 340 lph fuel pumps for most applications and 200 lph fuel pump on select applications.



		Naturally Aspirated		Forced Induction	
		200 lph	340 lph	200 lph	340 lph
GAS	EFI	600hp	850hp	450hp	700hp
	Carb	750hp	1000hp	600hp	850hp
E85	EFI	—	595hp	—	490hp
	Carb	—	700hp	—	595hp

200LPH	340LPH	Applications
—	<b>AFS18497</b>	1964-68 Mustang
—	<b>AFS18447</b>	1969-70 Mustang
—	<b>AFS18499</b>	1955-57 Chevy
—	<b>AFS18431</b>	1966-67 Chevy II Nova
—	<b>AFS18433</b>	1970 Chevy Nova
—	<b>AFS18432</b>	1971-72 Chevy Nova
—	<b>AFS18436</b>	1973-74 Chevy Nova
—	<b>AFS18428</b>	1970-73 Camaro/Firebird
<b>AFS18157</b>	<b>AFS18457</b>	1967-68 Camaro/Firebird
—	<b>AFS18458</b>	1969 Camaro/Firebird
—	<b>AFS18435</b>	1974-77 Camaro 1974-78 Firebird
—	<b>AFS18438</b>	1979-81 Camaro 1979-81 Firebird
—	<b>AFS18471</b>	1982-92 Camaro/Firebird
—	<b>AFS18417</b>	1964-67 Chevelle & Malibu
—	<b>AFS18404</b>	1968-69 Chevelle & Malibu
—	<b>AFS18402</b>	1970-72 Chevelle & Malibu, 70 Monte Carlo
—	<b>AFS18406</b>	1964-67 Buick Skylark
—	<b>AFS18401</b>	1968-69 Olds Cutlass & Buick Skylark
—	<b>AFS18403</b>	1970-72 Cutlass, 70 Skylark
—	<b>AFS18405</b>	1971-72 Skylark, GS & GS 455
—	<b>AFS18407</b>	1971-72 GTO & LeMans
—	<b>AFS18421</b>	1965-67 Pontiac GTO & 1966-67 LeMans
—	<b>AFS18442</b>	1970-74 Challenger
—	<b>AFS18443</b>	1970-74 Barracuda
—	<b>AFS18444</b>	1970-76 Dart/Duster

## SS Series Billet In-Line Filter

### AFS12303

Housing is 3-1/2" long x 1-1/4" diameter with 3/8" NPT ports and a 40-micron replaceable element.



## Billet In-Line Filters

Housings are 5-1/2" x 2" dia. with -10AN ports and a high-flow replaceable element. Flows up to 2,000 lb/hr with minimal pressure drop.



Part No.	Description
<b>AFS12301</b>	10-Micron (Fine) Replaceable Element (After Pump)
<b>AFS12304</b>	100-Micron (Coarse) Cleanable Stainless Steel Element (Before Pump)

## Fuel Filters with Integrated Male-Flare Ends

These new billet aluminum fuel filters are machined with the male flare ends as an integral part of the housing. The purchase of separate fittings for the inlet and outlet is no longer necessary. The filter housings are 2" OD and are available with -6, -8, or -10AN male fittings, as well as either a 10-micron microglass, a 10-micron fabric, a 40-micron stainless mesh, or a 100-micron stainless mesh filter element. Bright-dip black.



Part No.	Description
<b>-6AN Male Ends</b>	
<b>AFS12345</b>	10-Micron Microglass Element
<b>AFS12347</b>	10-Micron Fabric Element
<b>AFS12348</b>	40-Micron Stainless Mesh Element
<b>AFS12349</b>	100-Micron Stainless Mesh
<b>-8AN Male Ends</b>	
<b>AFS12375</b>	10-Micron Microglass Element
<b>AFS12377</b>	10-Micron Fabric Element
<b>AFS12378</b>	40-Micron Stainless Mesh Element
<b>AFS12379</b>	100-Micron Stainless Mesh
<b>-10AN Male Ends</b>	
<b>AFS12385</b>	10-Micron Microglass Element
<b>AFS12387</b>	10-Micron Fabric Element
<b>AFS12388</b>	40-Micron Stainless Mesh Element
<b>AFS12389</b>	100-Micron Stainless Mesh

## 2" Billet Filter Bracket

### AFS12305

Can be used with any 2" OD filters.



## 2" Steel Filter Bracket

### AFS12701

Spring steel fuel filter bracket with durable rubber coating allows for simple installation and easy maintenance.



## Billet Canister-Style Filter

### AFS12317

Capable of supplying fuel to the stoutest street machines and withstanding pressure up to 200 PSI, the SS Series canister filter has 3/8" NPT inlet and outlet ports and is CNC-machined from aluminum billet and red anodized for beauty and protection. Filter element is 10-micron with minimal pressure drop.



## 100-Micron Canister Fuel Filters

### AFS12319

Fuel filter assemblies feature unmatched flow, ease of installation, and new finishes. Designed for premium protection of fuel system components. Cleanable stainless steel element.



## Carbureted Fuel Pumps

The perfect fit for 200-750 HP engines. The body and motor heat sink are made of anodized aluminum. The motor housing is chrome plated for protection and good looks. The SS Series pumps provide 15 PSI and flow over 140 GPH with low amperage draw. SS Series pumps require either a deadhead or bypass- style regulator. The HO (High-Output) Series pump is internally regulated to 7 PSI, draws less than 5 amps at 12 volts and flows over 900 GPH at 5 PSI (no regulator needed on most carbureted applications).



Part No.	Description
SS Series	
<b>AFS11203</b>	Pump with 3/8"NPT Ports
<b>AFS11213</b>	Pump with -8AN Ports
HO Series	
<b>AFS11209</b>	Pump with 3/8"NPT Ports,

## A1000 Fuel Pump

### AFS11101

Aeromotive's most popular fuel pump is new and improved. Durable, reliable, attractive, and supports carbureted systems up to 1500 horsepower and forced air applications with up to 1200 horses. Perfect for a street-driven car that sees weekend drag strip action. Pump has -10AN inlet and outlet ports. May also be used on carbureted applications.



## Brushless Fuel Pump Series

Brushless motors use less power, generate less heat, and last longer than conventional motors. Aeromotive's new A1000 series of fuel pumps combine a brushless motor with Aeromotive's proven roller vane pumping mechanism to provide excellent performance and reliability. Available in round or signature style external pumps, or a 10" drop-in or universal in-tank format. Suitable for gas or E85 applications.

Part No.	Description
External	
<b>AFS11124</b>	Round
<b>AFS11183</b>	Signature
In-Tank	
<b>AFS18023</b>	10" Drop-In
<b>AFS18668</b>	Universal



## Eliminator Fuel Pump

### AFS11104

The Eliminator is best for forced air EFI or carbureted applications up to 1700 horsepower and naturally aspirated EFI applications up to 1900 horses. Unequalled durability on the street or strip. New improved "Dual chamber" pump uses Aeromotive's exclusive aerospace composite technology. Black anodized pump has -12AN inlet and -10AN outlet ports.



## 200 Stealth Fuel Pump

The 200 Stealth pump is a high-performance replacement for OEM, in-tank electric fuel pumps. It uses stock wiring and mounting provisions for easy plug-and-play installation. Fits most vehicles where a Walbro 255 is used.



Part No.	Description
Chevrolet	
<b>AFS18071</b>	1982-92 Camaro
<b>AFS18072</b>	1993-87 Camaro

## 340 Stealth Fuel Pump

The 340 Stealth pump is a high-performance replacement for OEM in-tank electric fuel pumps. It boasts a flow rate approximately 30% higher than stock units and works with stock wiring and mounting provisions. Fits most vehicles where a Walbro 255 is used. Three configurations are available.



Part No.	Description
<b>AFS11540</b>	Center Inlet
<b>AFS11541</b>	Offset Inlet
<b>AFS11541</b>	Offset Inlet/In-Line with Offset Outlet
<b>AFS11542</b>	Offset Inlet/In-Line with Outlet
<b>AFS11569</b>	Center Inlet/Offset Outlet
Chevrolet	
<b>AFS11569</b>	1985-92 Camaro 5.0 & 5.7L, 1985-92 Corvette 5.0 & 5.7L
<b>AFS18073</b>	1982-92 Camaro
<b>AFS18074</b>	1993-97 Camaro
Ford	
<b>AFS11540</b>	1985-97 Mustang (except Cobra)
<b>AFS11542</b>	1996-1997 Corvette 5.0 & 5.7L
Pontiac	
<b>AFS11569</b>	1985-92 Firebird 5.0 & 5.7L

## Double & Triple 450 Fuel In-Tank Fuel Pumps for 2016-20 Camaro

The Double and Triple 450 fuel pump systems come with two or three 450 LPH pumps for ground-shaking performance. The modular design will fit almost any fuel tank, while the tandem pumps provide an on-demand system, reducing the amount of returned fuel as well as lowering the tank temperature, eliminating vapor lock and cavitation. For 2016-20 Chevy Camaro and 2016-19 Cadillac CTSV/ATSV applications. Sold as a kit.



Part No.	Description	Max HP
<b>AFS18075</b>	Double 450 Fuel Pump System	2600
<b>AFS18076</b>	Triple Fuel Pump System	3900

## Phantom 340 Universal In-Tank Fuel Pump System

**AFS18688**

Aeromotive's Phantom 340 fuel system makes it possible to mount a high-performance fuel pump inside virtually any fuel tank, including the factory one. The 340 uses an innovative modular design (fuel pump and baffle/basket) with an internal baffle to control fuel slosh and keep the pump submerged. Foam can be cut to fit 6-in. to 10-in. tall tanks. The system supports 700 HP EFI supercharged, and 1000 HP carbureted and supercharged. The pump has three ORB-06 Ports - supply, return and vent.



## Dual Phantom System

**AFS18309**

The Dual phantom comes loaded with two 340 LPH pumps, an additional set of electrical bulkheads, and a large capacity foam and bladder in a modular design to fit almost any fuel tank. The dual pumps provide on demand system which reduces the amount of returned fuel as well as tank temperature eliminating vapor lock and cavitation. Supports up to 2,000 HP applications. Sold as a kit.



## Phantom Flex System

**AFS18310**

The Phantom Flex provides easy installation for E85 fuel use in virtually any fuel tank for EFI and carbureted applications. The system includes a 450 LPH Phantom electric fuel pump, a large foam bladder designed combat fuel slosh while feeding the pump, and a universal high-flow pre-pump filter. Black anodized top hat with three -6AN ORB ports supply/return/vent and wiring connections. Sold as a kit.



## Phantom Wiring Kit

**AFS16307**

The kit includes automotive relay, circuit breaker, 1' of 10-ga. of black ground wire, 4' of 10-ga. red battery wire, 10' of 16-ga. red trigger wire, 18' of fuel pump power/ground wire, cable ties, self-drilling screws, terminal crimping tool, and 5/16" nut driver.



## Carbureted Stealth Fuel System

**AFS17256**

This return-style fuel system is designed for single carbureted applications with a single inlet. Kit includes black anodized aluminum X1 regulator, 10-micron fuel filter, 0-15 PSI liquid filled pressure gauge, and all needed -8AN ORB fittings. Made in USA.



## FI OEM Returnless Rail Stealth Fuel System

**AFS17351**

Designed for both early and late model vehicles using an OEM returnless fuel injection system. This kit includes billet 3/8" quick-connect fuel rail adapters, X1 EFI regulator and all required fittings, 0-100 PSI liquid filled pressure gauge and -6AN fuel filter with 10 micron element. Made in USA.



## EFI Throttle Body Stealth Fuel System

**AFS17352**

With 4-barrel style EFI throttle bodies gaining popularity this Stealth fuel system kit contains all the necessary parts to complete the installation. The kit features a black anodized aluminum X1 EFI regulator with -8AN fittings, -6AN 10-micron fuel filter and 0-100 PSI liquid filled pressure gauge. Made in USA.



## A750 Electric Fuel Pumps

Billet aluminum construction, in-line electric fuel pumps are compatible with EFI or carb applications. Compact, powerful pumps can feed fuel for EFI applications up to 700 horsepower or carbureted vehicles up to 900 horsepower. Fully submersible pumps include -8AN O-ring Boss inlet ports and -6AN O-ring Boss outlet ports. EFI applications, use regulator AFS13101 or AFS13109, while carbureted applications require regulator AFS13204 or AFS13301. Choose from black or red anodized finished pumps.



Part No.	Description
<b>AFS11103</b>	A750 Electric Fuel Pump, Black
<b>AFS11106</b>	A750 Electric Fuel Pump, Red

## X1 Fuel Regulators

The X1's new design features a lightweight compact design, 33% lighter, with larger (3) -8AN inlet/outlet/return ports to accommodate increased flow as well as a first ever fully interchangeable diaphragm, spring, and seat. Built with legendary Aeromotive 1/8"NPT gauge port, 1:1 boost reference for EFI and carbureted applications supporting up to 2,000 HP.



Part No.	Description
<b>AFS13303</b>	.188" Seat, 35-75 PSI, Use with 11137 EFI Pump up to 11101 A1000, Red Anodize
<b>AFS13304</b>	.313" Seat, 3-15 PSI, Use with 11137 EFI Pump up to 11104 Eliminator, Black Anodize
<b>AFS13305</b>	.313" Seat, 35-75 PSI, Use with 11104 Eliminator up to 11102 Pro Series, Black Anodize

## Universal Bypass Regulator

### AFS13301

For carbureted or EFI systems, the base pressure is adjustable from 3 to 20 PSI with standard spring or 20 to 60 PSI with high-pressure spring (included). Compatible with SS Series pump, all ports (one inlet/three outlets, one return port on bottom) are 3/8"NPT. When referencing boost, pressure will rise on a 1:1 ratio. The bypass-style regulator requires a return line to be installed from the bottom of the regulator to the top of the tank.



## EFI Bypass Regulator

### AFS13129

Engineered exclusively for EFI applications, bypass style regulator is capable of supporting applications with up to 1,000 horsepower. Compact and lightweight, billet aluminum construction regulator has an adjustable, 30-70 PSI base pressure, includes (2) -6AN O-ring boss inlet/outlet ports, (1) -6AN O-ring boss return port and (1) 1/8"NPT gauge port.



## Adjustable Carbureted Regulators

Two regulators specifically for carbureted street engines are adjustable from 5-12 PSI and each reduces pressure creep by resetting after the needle shuts down. Each has a 1/8"NPT pressure gauge port.



Part No.	Description
AFS13201	Carbureted Adjustable Regulator with -6AN Ports
AFS13204	A1000 Carbureted Adjustable Regulator with -6AN Ports
AFS13205	Carbureted Adjustable Regulator with 3/8"NPT Ports

## A1000 EFI Bypass Regulators

EFI regulator for medium to high HP engines is adjustable from 40-75 PSI. Compatible with gas and alcohol.



Part No.	Description
AFS13101	Two -10AN ORB Inlet Ports, One ORB -6AN Return Port and One 1/8"NPT Gauge Port, Red
AFS13109	Two -6AN ORB Inlet Ports, One ORB-6 Return Port and One 1/8"NPT Gauge Port, Red
AFS13138	Two -6AN ORB Inlet Ports, One -6AN ORB Outlet Port, Black
AFS13139	Two -8AN ORB Inlet Ports, One -6AN ORB Outlet Port, Black
AFS13140	Two -10AN ORB Inlet Ports, One -6AN ORB Outlet Port, Black

## Compact EFI Regulator

Compact EFI regulator for up to 1000HP engines is adjustable from 30-70 PSI. Unit has removable -6AN male fittings for inlet and outlet and a 1/8"NPT gauge port.



Part No.	Description
AFS13105	Red and Black
AFS13136	Black

## Fuel Pressure Gauge

Liquid-filled, 1-1/2" diameter face, and includes integral pressure relief valve.



Part No.	Description
AFS15632	0-15 PSI
AFS15633	0-100 PSI



## AQP Racing Hose

AQP racing hose is light, flexible, and its stainless steel cover resists corrosion and abrasion. Hose can operate at higher temperatures for longer periods of time and is compatible with petroleum or synthetic lubricants, hydrocarbon fuels, and engine coolants. Sold in 3, 6, 10, 15, and 20-foot lengths. Aeroquip is the only performance plumbing supplier to manufacture their own hose and fittings.



## Bulk Firesleeve and Support Clamps

Listed in the right columns of the chart are the part numbers for Firesleeve and support clamps for each size hose. Firesleeve protects hose from fire damage and can be used as an insulator to keep fuel lines cool. Support clamps are the professional method to secure Aeroquip hose to chassis, frame rails, etc.



Dash Size	ID	OD	AQP Racing Hose					Firesleeve Part No.	Support Clamp Part No.
			3 Ft. Length	6 Ft. Length	10 Ft. Length	15 Ft. Length	20 Ft. Length		
-4	.22"	.44"	AERFCA0403	AERFCA0406	AERFCA0410	AERFCA0415	AERFCA0420	AERFCS09XX*	AERFCM3482
-6	.34"	.55"	AERFCA0603	AERFCA0606	AERFCA0610	AERFCA0615	AERFCA0620	AERFCS11XX*	AERFCM3484
-8	.44"	.65"	AERFCA0803	AERFCA0806	AERFCA0810	AERFCA0815	AERFCA0820	AERFCS12XX*	AERFCM3485
-10	.56"	.80"	AERFCA1003	AERFCA1006	AERFCA1010	AERFCA1015	AERFCA1020	AERFCS14XX*	AERFCM3487
-12	.69"	.94"	AERFCA1203	AERFCA1206	AERFCA1210	AERFCA1215	AERFCA1220	AERFCS18XX*	AERFCM3488
-16	.88"	1.15"	AERFCA1603	AERFCA1606	AERFCA1610	AERFCA1615	AERFCA1620	AERFCS20XX*	AERFCM3536
-20	1.13"	1.41"	AERFCA2003	AERFCA2006	AERFCA2010	-	AERFCA2020	-	AERFCM3538

\* Last two digits for Firesleeve dictate length. For example AERFCS0906 is a 6' length. Firesleeve available in 3', 6', and 10' lengths only.

## Reusable Fittings for Aeroquip Racing Hose

Aeroquip steel or anodized aluminum reusable fittings are engineered to match Aeroquip hose tolerances to provide excellent performance and service. High-quality one-piece fitting has no braze joints to break or leak. When methanol and mixtures are used, corrosion can occur. Check the fittings regularly for signs of corrosion and flush system after use.



Dash Size	Steel Swivel	Nickel-Plated Aluminum Swivel	Blue/Red Anodized Aluminum Swivel	Blue/Red Anodized Aluminum Non-Swivel	Black Anodized Aluminum Swivel
<b>Straight</b>					
-4	AERFCM1011	-	-	-	-
-6	AERFCM1075	-	AERFCM1012	-	AERFCM4412
-8	-	-	AERFCM1013	-	AERFCM4413
-10	-	-	AERFCM1014	-	AERFCM4414
-12	-	-	AERFCM1015	-	AERFCM4415
-16	-	-	AERFCM1016	-	AERFCM4416
-20	-	-	AERFCM1017	-	-
<b>30° Elbow</b>					
-6	-	-	AERFCM4072	-	AERFCM4472
-8	-	-	AERFCM4073	-	AERFCM4473
-10	-	-	AERFCM4074	-	AERFCM4474
-12	-	-	AERFCM4075	-	AERFCM4475
-16	-	-	AERFCM4076	-	AERFCM4476
<b>45° Elbow</b>					
-4	AERFCM1021	-	-	-	-
-6	-	AERFCE4022	AERFCM4022	AERFCM1022	AERFCM4422
-8	-	-	AERFCM4023	AERFCM1023	AERFCM4423
-10	-	-	AERFCM4024	AERFCM1024	AERFCM4424
-12	-	-	AERFCM4025	AERFCM1025	AERFCM4425
-16	-	-	AERFCM4026	AERFCM1026	AERFCM4426
-20	-	-	-	AERFCM1027	-
<b>60° Elbow</b>					
-6	-	-	AERFCM4082	-	AERFCM4482
-8	-	-	AERFCM4083	-	AERFCM4483
-10	-	-	AERFCM4084	-	AERFCM4484
-12	-	-	AERFCM4085	-	AERFCM4485
-16	-	-	AERFCM4086	-	AERFCM4486

Size	Steel Swivel	Nickel-Plated Aluminum Swivel	Blue/Red Anodized Aluminum Swivel	Blue/Red Anodized Aluminum Non-Swivel	Black Anodized Aluminum Swivel
<b>90° Elbow</b>					
-4	AERFCM1031*	-	-	-	-
-6	-	-	AERFCM4032	AERFCM1032	AERFCM4432
-8	-	-	AERFCM4033	AERFCM1033	AERFCM4433
-10	-	-	AERFCM4034	AERFCM1034	AERFCM4434
-12	-	-	AERFCM4035	AERFCM1035	AERFCM4435
-16	-	-	AERFCM4036	AERFCM1036	AERFCM4436
-20	-	-	-	AERFCM1037	-
<b>120° Elbow</b>					
-6	-	-	AERFCM4042	-	AERFCM4442
-8	-	-	AERFCM4043	-	AERFCM4443
-10	-	-	AERFCM4044	-	AERFCM4444
-12	-	-	AERFCM4045	-	AERFCM4445
-16	-	-	AERFBM4046†	-	-
<b>150° Elbow</b>					
-6	-	-	AERFCM4052	-	AERFCM4452
-8	-	-	AERFCM4053	AERFCM1053	AERFCM4453
-10	-	-	AERFCM4054	-	AERFCM4454
-12	-	-	AERFCM4055	-	-
-16	-	-	AERFBM4056†	-	-
<b>180° Elbow</b>					
-6	-	-	AERFCM4062	-	AERFCM4462
-8	-	-	AERFCM4063	-	AERFCM4463
-10	-	-	AERFCM4064	-	AERFCM4464
-12	-	-	AERFCM4065	-	AERFCM4465
-16	-	-	AERFBM4066†	-	-

\* Signifies a non-swivel fitting.

† Sold as bulk. Many fittings are also available in bulk. Simply replace the FCM prefix with FBM followed by the desired part number.

## Stainless Steel Hose Assembly Tips

Many of the leaks, scratches and cut fingers that accompany assembling stainless steel (braided) hose can be attributed to ignoring basic manufacturer's instructions and not using the specialty tools available to simplify this process. When cutting hose, it should be done with a Braided Hose Cutter (ALL11000) which eliminates any uneven cuts or fraying that are the cause of most leaks. To keep the hose-to-fitting process simple and not puncture any fingers with frayed wire, use of the Koul Tool Fitting Kit (ALL11080-11087) is recommended. Finally, to keep from scratching or gouging fittings during assembly, use an Aluminum Vise Jaw Insert (AERFCM3661) to protect the surface of the fitting.





## StartLite Hose and Fittings

StartLite hose is 45% lighter than conventional high-performance assemblies. Hose has a patented AQP elastomer inner tube and Nomex outer cover. Combine with aluminum crimp-style fittings for substantial weight savings. Use for fuel, lube, coolant, and air systems. Sizes -04 through -20. Crimp with Aeroquip ET1000 Series crimp machine. May also be used with reusable fittings.

Hose Dash Size	I.D.	O.D.	Max. Oper. Pressure	Min. Bend Radius	Weight Per Ft.	Vacuum Service	6 Ft. Length	10 Ft. Length	20 Ft. Length
-4	.22"	.43"	500	2.00"	.05 lbs.	20	AERFCU0406	AERFCU0410	AERFCU0420
-6	.34"	.55"	500	2.50"	.08 lbs.	20	AERFCU0606	AERFCU0610	AERFCU0620
-8	.44"	.64"	500	3.50"	.11 lbs.	20	AERFCU0806	AERFCU0810	AERFCU0820
-10	.56"	.80"	500	4.00"	.14 lbs.	20	AERFCU1006	AERFCU1010	AERFCU1020
-12	.69"	.93"	350	4.50"	.16 lbs.	20	AERFCU1206	AERFCU1210	AERFCU1220
-16	.88"	1.15"	350	5.50"	.20 lbs.	20	AERFCU1606	AERFCU1610	AERFCU1620
-20	1.13"	1.41"	350	5.50"	.25 lbs.	20	-	AERFCU2010	AERFCU2020

## Lightweight Crimp Aluminum Fittings for Aeroquip Racing or StartLite Hose

Dash Size	Crimp Swivel
<b>Straight</b>	
-4	AERFBM4211
-6	AERFBM4212
-8	AERFBM4213
-10	AERFBM4214
-12	AERFBM4215
-16	AERFBM4216
-20	AERFBM4217
<b>30° Elbow</b>	
-6	AERFBM4272
-10	AERFBM4274
-12	AERFBM4275



Dash Size	Crimp Swivel
<b>45° Elbow</b>	
-6	AERFBM4222
-8	AERFBM4223
-10	AERFBM4224
-12	AERFBM4225
-16	AERFBM4226
<b>90° Elbow</b>	
-6	AERFBM4232
-8	AERFBM4233
-10	AERFBM4234
-12	AERFBM4235
-16	AERFBM4236
-20	AERFBM4137*



Dash Size	Crimp Swivel
<b>120° Elbow</b>	
-6	AERFBM4242
-8	AERFBM4243
-10	AERFBM4244
-12	AERFBM4245
-16	AERFBM4246
<b>150° Elbow</b>	
-6	AERFBM4252
-10	AERFBM4254
-12	AERFBM4255
<b>180° Elbow</b>	
-8	AERFBM4263
-10	AERFBM4264
-12	AERFBM4265



\* Signifies a non-swivel fitting. Select AQP lightweight crimp fittings for ultimate weight savings. Select AQP reusable fittings for field serviceability.

## Dash Size Fractional Equivalent Guide

SAE 37° Dash Size	Fractional Equivalent	SAE 37° Dash Size	Fractional Equivalent	SAE 37° Dash Size	Fractional Equivalent
-02	1/8"	-08	1/2"	-20	1-1/4"
-03	3/16"	-10	5/8"	-24	1-1/2"
-04	1/4"	-12	3/4"	-32	2"
-05	5/16"	-14	7/8"		
-06	3/8"	-16	1"		

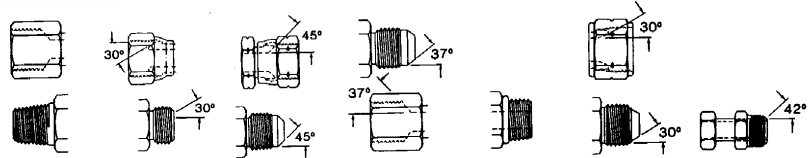
## Through Hole Dimensions

Dash Size	SAE 37°	Dash Size	SAE 37°
-3	.120"	-12	.610"
-4	.170"	-16	.840"
-6	.300"	-20	1.080"
-8	.390"	-24	1.310"
-10	.480"	-32	1.780"



## Thread Size Chart

The following chart is intended as a quick reference guide for thread size by dash size.



Dash Size	N.P.T.F.	N.P.S.M. Approximate Diameter	SAE 45° Automotive Refrigeration	S.A.E. 37° AN	S.A.E. O-Ring Boss	P.T.T. 30° Automotive	S.A.E. Inverted Flare	Tubing O.D. Size
-2	1/8"-27	1/8"-27	5/16"-24	5/16"-24	5/16"-24	-	5/16"-24	1/8"
-3	-	-	3/8"-24	3/8"-24	3/8"-24	-	3/8"-24	3/16"
-4	1/4"-18	1/4"-18	7/16"-20	7/16"-20	7/16"-20	-	7/16"-20	1/4"
-5	-	-	1/2"-20	1/2"-20	1/2"-20	-	1/2"-20	5/16"
-6	3/8"-18	3/8"-18	5/8"-18	9/16"-18	9/16"-18	-	5/8"-18	3/8"
-7	-	-	11/16"-24	-	-	-	11/16"-18	-
-8	1/2"-14	1/2"-14	3/4"-16	3/4"-16	3/4"-16	-	3/4"-18	1/2"
-10	-	-	7/8"-14	7/8"-14	7/8"-14	-	7/8"-18	5/8"
-12	3/4"-14	3/4"-14	1-1/16"-14	1-1/16"-12	1-1/16"-12	-	1-1/16"-16	3/4"
-14	-	-	-	1-3/16"-12	1-3/16"-12	-	-	-
-16	1"-11½	1"-11½	-	1-5/16"-12	1-5/16"-12	1-5/16"-14	-	1
-20	1-1/4"-11½	1-1/4"-11½	-	1-5/8"-12	1-5/8"-12	1-5/8"-14	-	1-1/4"
-24	1-1/2"-11½	1-1/2"-11½	-	1-7/8"-12	1-7/8"-12	1-7/8"-14	-	1-1/2"
-32	2"-11½	2"-11½	-	2-1/2"-12	2-1/2"-12	1-1/2"-12	-	2"




## Socketless Hose and Fittings

AQP Socketless hose and fittings are easily assembled without tools, saving time and effort. Socketless hose is offered in blue or black and may be used for gasoline, alcohol, oils, air, and water.



Hose Dash Size	I.D.	O.D.	Max. Oper. Pressure	Min. Bend Radius	Vacuum Service	3 Ft. Length	6 Ft. Length	10 Ft. Length	15 Ft. Length	20 Ft. Length	25 Ft. Length
<b>Blue Socketless Hose</b>											
-4	.25"	.49"	250	3.00"	28"	AERFCV0403	AERFCV0406	AERFCV0410	-	-	AERFCV0425
-6	.38"	.62"	250	3.00"	28"	AERFCV0603	AERFCV0606	AERFCV0610	AERFCV0615	AERFCV0620	AERFCV0625
-8	.50"	.75"	250	5.00"	28"	AERFCV0803	AERFCV0806	AERFCV0810	AERFCV0815	AERFCV0820	AERFCV0825
-10	.63"	.91"	250	6.00"	18"	AERFCV1003	AERFCV1006	AERFCV1010	AERFCV1015	AERFCV1020	AERFCV1025
-12	.75"	1.03"	250	7.00"	18"	-	-	AERFCV1210	-	AERFCV1220	-
<b>Black Socketless Hose</b>											
-6	.38"	.62"	250	3.00"	28"	AERFCN0603	AERFCN0606	AERFCN0610	AERFCN0615	AERFCN0620	AERFCN0625
-8	.50"	.75"	250	5.00"	28"	AERFCN0803	AERFCN0806	AERFCN0810	AERFCN0815	AERFCN0820	AERFCN0825
-10	.63"	.91"	250	6.00"	18"	AERFCN1003	AERFCN1006	AERFCN1010	AERFCN1015	AERFCN1020	AERFCN1025
-12	.75"	1.03"	250	7.00"	18"	-	-	AERFCN1210	AERFCN1215	AERFCN1220	AERFCN1225

## Socketless Straight Fittings



Hose Dash Size	AERFCM1512		AERFCL1512		AERFCE1512	
	Aluminum	Nickel Plated Aluminum	Bulk	Pipe Thread Size	Brass Male Flare	Brass Swivel
-4	-	-	AERFBM1200	1/8"	-	AERFBM1231 †
	-	-	AERFBM1201	1/4"	-	-
-6	AERFCM1512	AERFCE1512	AERFBM1207	1/4"	AERFBM1445	AERFBM1222
	-	-	AERFBM1202	3/8"	-	-
-8	AERFCM1513	AERFCE1513	AERFBM1206	3/8"	-	AERFBM1233 †
	-	-	AERFBM1203	1/2"	-	-
-10	AERFCM1514	AERFCE1514	AERFBM1204	1/2"	-	AERFBM1234 †
-12	AERFCM1515	AERFCE1515	-	3/4"	-	-

† Fittings mate with both 37° and 45° male flares.

## Straight -6 to -8 Brass Female Flare

Hose Size	Part No.	Thread Size
-6	AERFBM1232†	3/4"-16

† Fitting mates with both 37° (AN) and 45° male flares.



## Socketless Fitting Assembly Tool

### AERFBM3632


Hand-held tool makes quick and easy work of installing fittings into FCV or FCN socketless hose. Works on hose sizes -4, -6, and -8.




## Hose Assembly Lube

### AERFBM3553

A specially compounded lubricant for use in hose assembly work. Suitable for hand or machine assembly. One-pint container.



## Socketless Elbow Fittings




Dash Size	Blue/Red Aluminum	Black Aluminum	Nickel-Plated Aluminum	Steel Swivel
<b>45°</b>				
-4	-	-	-	AERFBM1438
-6	AERFCM1522	AERFCL1522	AERFCE1522	AERFBM1439
-8	AERFCM1523	AERFCL1523	-	AERFBM1440
-10	AERFCM1524	AERFCL1524	AERFCE1524	-
-12	AERFCM1525	AERFCL1525	-	-
<b>90°</b>				
-4	-	-	-	AERFBM1441
-6	AERFCM1532	AERFCL1532	AERFCE1532	AERFBM1442
-8	AERFCM1533	AERFCL1533	AERFCE1533	AERFBM1443
-10	AERFCM1534	AERFCL1534	AERFCE1534	-
-12	AERFCM1535	AERFCL1535	-	-
<b>120°</b>				
-6	AERFCM1542	AERFCL1542	-	-
-8	AERFCM1543	AERFCL1543	-	-
-10	AERFCM1544	AERFCL1544	-	-
-12	AERFCM1545	AERFCL1545	-	-
<b>150°</b>				
-6	AERFCM1552	AERFCL1552	-	-
-8	AERFCM1553	AERFCL1553	-	-
-10	-	AERFCL1554	-	-
-12	AERFCM1555	-	-	-
<b>180°</b>				
-6	AERFCM1562	AERFCL1562	-	-
-8	AERFCM1563	AERFCL1563	-	-
-10	AERFCM1564	AERFCL1564	-	-
-12	AERFCM1565	-	-	-

## Vise Jaw Inserts

### AERFCM3661


Keep Aeroquip fittings looking good even after assembly. Magnet-backed, billet inserts may be quickly set up and will firmly hold the hex of the fitting during assembly, without marring the finish. A horizontal pocket the entire length of the inserts holds braided hose in place, making straight cuts fast and simple.



## AN Flare Adapters

Blue Anodized Aluminum Part No.	Black Anodized Aluminum Part No.	Steel Part No.	"A" Dash Size	"B" Dash Size
<b>Aluminum or Steel Flare Union</b>				
AERFCM2050	AERFCM5050	AERFCM2750	-3	-3
AERFCM2051	AERFCM5051	AERFCM2751	-4	-4
AERFCM2052	AERFCM5052	AERFCM2756	-6	-6
AERFCM2053	AERFCM5053	AERFCM2759	-8	-8
AERFCM2054	AERFCM5054	AERFCM2761	-10	-10
AERFCM2055	AERFCM5055	-	-12	-12
AERFCM2056	AERFCM5056	-	-16	-16
<b>Aluminum or Steel Union Reducer</b>				
AERFCM2048	AERFCM5048	AERFCM2749	-4	-3
AERFCM2156	AERFCM5156	-	-6	-4
AERFCM2049	-	-	-8	-4
AERFCM2160	AERFCM5160	-	-8	-6
AERFCM2188	-	-	-10	-4
AERFCM2162	AERFCM5162	-	-10	-6
AERFCM2163	AERFCM5163	AERFCM2760	-10	-8
AERFCM2189	-	-	-12	-4
AERFCM2165	-	-	-12	-6
AERFCM2166	AERFCM5166	-	-12	-8
AERFCM2167	AERFCM5167	-	-12	-10
AERFCM2169	-	-	-16	-10
AERFCM2170	AERFCM5170	-	-16	-12
<b>Aluminum Female Flare Swivel</b>				
AERFCM2914	-	-	-4	-4
AERFCM2915	-	-	-6	-6
AERFCM2916	-	-	-8	-8
AERFCM2917	-	-	-10	-10
AERFCM2918	-	-	-12	-12
<b>Aluminum or Steel O-Ring Boss to Male 37°</b>				
AERFCM2953	AERFCM5953	-	-10	-10
AERFCM2954	AERFCM5954	AERFCM2958	-10	-12
AERFCM2955	AERFCM5955	AERFCM2959	-12	-12
AERFCM2956	AERFCM5956	-	-12	-16

Blue Anodized Part No.	Black Anodized Part No.	"A" Dash Size	"B" Dash Size	"C" Dash Size
<b>Aluminum 90° Elbow Union</b>				
AERFCM2186	AERFCM5186	-3	-3	-
AERFCM2119	AERFCM5119	-4	-4	-
AERFCM2120	AERFCM5120	-6	-6	-
AERFCM2190	AERFCM5190	-8	-8	-
AERFCM2191	-	-12	-12	-
<b>Aluminum Union Tee</b>				
AERFCM2060	AERFCM5060	-3	-3	-3
AERFCM2061	AERFCM5061	-4	-4	-4
AERFCM2062	AERFCM5062	-6	-6	-6
AERFCM2063	AERFCM5063	-8	-8	-8
AERFCM2064	AERFCM5064	-10	-10	-10
AERFCM2065	AERFCM5065	-12	-12	-12
<b>Aluminum Tee with Female on the Bottom</b>				
AERFCM2281	-	-4	-4	-4
AERFCM2282	-	-6	-6	-6
AERFCM2283	-	-8	-8	-8
AERFCM2284	-	-10	-10	-10
AERFCM2285	-	-12	-12	-12
<b>Aluminum Female Flare Tee</b>				
AERFCM2174	-	-6	-6	-6



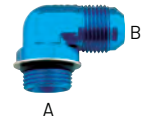
## AN Flare Adapters (continued)

Part No.	"A" Dash Size	"B" Dash Size
<b>Aluminum 45° Male to Female Swivel Flare</b>		
AERFCM3148	-6	-6
AERFCM3149	-8	-8
AERFCM3150	-10	-10
AERFCM3151	-12	-12
<b>Aluminum 90° Male to Female Swivel Flare</b>		
AERFCM3155	-6	-6
AERFCM3156	-8	-8
AERFCM3157	-10	-10
AERFCM3158	-12	-12
<b>Aluminum 45° Female Flare Swivel</b>		
AERFCM2971	-6	-6
AERFCM2972	-8	-8
AERFCM2973	-10	-10
AERFCM2974	-12	-12
<b>Aluminum 90° Female Flare Swivel</b>		
AERFCM2978	-6	-6
AERFCM2979	-8	-8
AERFCM2980	-10	-10
AERFCM2981	-12	-12



## Low-Profile 90° O-Ring Boss to Male 37°

Blue Anodized Aluminum Part No.	"A" Dash Size	"B" Dash Size
AERFCM2263	-12	-12




## Direct to Pipe/Port Fittings

Bulk Part No.	Hose Size	Thread Size
<b>Aluminum Swivel Male Pipe 90° ORB Fitting</b>		
AERFCM1344	-8	1/2" NPT




## Actual Thread Sizes AN Fittings



## AN Flare Bulkhead Adapters

Blue Anodized Aluminum Part No.	Black Anodized Aluminum Part No.	Steel Part No.	"A" Dash Size	"B" Dash Size
Aluminum or Steel Bulkhead Union				
AERFCM2769	AERFCM5769	AERFCM2770	-3	-3
AERFCM2071	AERFCM5071	AERFCM2771	-4	-4
AERFCM2072	AERFCM5072	AERFCM2774	-6	-6
AERFCM2073	AERFCM5073	AERFCM2775	-8	-8
AERFCM2074	AERFCM5074	-	-10	-10
AERFCM2075	AERFCM5075	-	-12	-12
AERFCM2076	AERFCM5076	-	-16	-16




Blue Anodized Aluminum Part No.	Black Anodized Aluminum Part No.	Steel Part No.	"A" Dash Size	"B" Dash Size
Aluminum or Steel 45° Elbow Bulkhead Union				
AERFCM2893	-	-	-3	-3
-	-	-	-6	-6



Blue Anodized Aluminum Part No.	Black Anodized Aluminum Part No.	Steel Part No.	"A" Dash Size	"B" Dash Size	"C" Dash Size
Aluminum Or Steel 90° Elbow Bulkhead Union					
AERFCM2799	AERFCM5799	AERFCM2790	-3	-3	-
AERFCM2081	-	AERFCM2791	-4	-4	-
AERFCM2082	AERFCM5082	AERFCM2793	-6	-6	-
AERFCM2083	AERFCM5083	AERFCM2794	-8	-8	-
AERFCM2084	AERFCM5084	-	-10	-10	-
AERFCM2085	AERFCM5085	-	-12	-12	-




Blue Anodized Aluminum Part No.	Black Anodized Aluminum Part No.	Steel Part No.	"A" Dash Size	"B" Dash Size	"C" Dash Size
Aluminum or Steel Bulkhead Run Tee					
AERFCM2815	AERFCM5815	AERFCM2809	-3	-3	-3
AERFCM2117	-	-	-4	-4	-4
AERFCM2118	-	-	-6	-6	-6




Blue Anodized Aluminum Part No.	Black Anodized Aluminum Part No.	Steel Part No.	"A" Dash Size	"B" Dash Size	"C" Dash Size
Aluminum or Steel Bulkhead Tee					
AERFCM2808	-	-	-3	-3	-3
AERFCM2091	-	-	-4	-4	-4




Blue Anodized Aluminum Part No.	Black Anodized Aluminum Part No.	Steel Part No.	"A" Dash Size	No. Per Pack
Aluminum Or Steel Locknut				
AERFCM3556	AERFCM5556	AERFCM2095	-3	2
AERFCM2099	AERFCM5099	AERFCM2096	-4	2
AERFCM2100	AERFCM5100	AERFCM2098	-6	2
AERFCM2103	AERFCM5103	-	-8	1
AERFCM2104	AERFCM5104	-	-10	1
AERFCM2105	AERFCM5105	-	-12	1
AERFCM2106	AERFCM5106	-	-16	1



Steel Part No.	"A" Dash Size	"B" Dash Size
Steel Reducer 37° Flare Swivel/37° Flare		
AERFCM2408	-6	-4
AERFCM2409	-8	-4
AERFCM2410	-8	-6
AERFCM2411	-10	-6
AERFCM2413	-12	-6
AERFCM2414	-12	-8



Steel Part No.	"A" Dash Size	"B" Dash Size
Steel Reducer 37° Flare/37° Flare		
AERFCM2421	-10	-8
AERFCM2422	-12	-10



## AN Tube Fittings

Aluminum Part No.	Steel Part No.	"A" Dash Size	Alum. No. Per Pkg.	Steel No. Per Pkg.
Aluminum or Steel AN Tube Cap*				
AERFCM3751	AERFCM3479	-3	2	6
AERFCM3752	AERFCM3480	-4	2	6
AERFCM3740	AERFCM3602	-6	1	2
AERFCM3741	AERFCM3603	-8	1	2
AERFCM3742	AERFCM3604	-10	1	2
AERFCM3743	AERFCM3605	-12	1	2
AERFCM3744	-	-16	1	1
-	AERFCM3567	-20	N/A	1



\*Aluminum tube caps are two-piece. AN numbers for configuration reference.

## AN Nuts and Sleeves

Aluminum Part No.	Steel Part No.	"A" Dash Size	Alum. No. Per Pkg.	Steel No. Per Pkg.
Aluminum or Steel AN Tube Nut †				
AERFCM3554	AERFCM3591	-3	6	1
AERFCM3555	AERFCM3570	-4	6	1
-	AERFCM3571	-5	N/A	1
AERFCM3675	AERFCM3572	-6	2	1
AERFCM3676	-	-8	2	1
AERFCM3677	-	-10	2	1
AERFCM3678	-	-12	2	1



Aluminum Part No.	Steel Part No.	"A" Dash Size	Alum. No. Per Pkg.	Steel No. Per Pkg.
Aluminum or Steel AN Tube Sleeve †				
AERFCM3669	AERFCM3667	-3	6	6
AERFCM3670	AERFCM3668	-4	6	6
-	AERFCM3679	-5	2	2
AERFCM3671	AERFCM3680	-6	2	2
AERFCM3672	-	-8	2	2
AERFCM3673	-	-10	2	N/A
AERFCM3674	-	-12	2	N/A




†For use with aluminum tubing. Tube nut and sleeve are to be used together.

## AN Plugs

Blue Anodized Aluminum Part No.	Steel Part No.	"A" Dash Size
Aluminum or Steel Flare Plugs		
AERFCM3712	AERFCM3701	-3
AERFCM3713	AERFCM3702	-4
AERFCM3714	AERFCM3703	-6
AERFCM3715	AERFCM3704	-8
AERFCM3716	-	-10
AERFCM3717	-	-12
AERFCM3718	-	-16




Aluminum Part No.	"A" Dash Size
Aluminum O-Ring Boss Plug	
AERFCM3723	-4
AERFCM3724	-6
AERFCM3725	-8
AERFCM3726	-10
AERFCM3727	-12



## Steel Flare to Braze

Part No.	"A" Dash Size	"B" Tube Size	"C" Counterbore Size
AERFCM2871	-4	1/4"	.16"
AERFCM2872	-6	3/8"	.16"
AERFCM2874	-8	1/2"	.16"
AERFCM2875	-10	5/8"	.16"
AERFCM2876	-10	3/4"	.25"
AERFCM2877	-12	3/4"	.25"

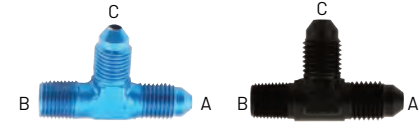


## AN Flare to Pipe Adapters

Blue Anodized Aluminum Part No.	Black Anodized Aluminum Part No.	Steel Part No.	"A" Dash Size	"B" Pipe Size
<b>Aluminum or Steel Male Connector</b>				
AERFCM2000	AERFCM5000	AERFCM2511	-3	1/8"
AERFCM2001	AERFCM5001	AERFCM2512	-4	1/8"
AERFCM2002	AERFCM5002	AERFCM2515	-4	1/4"
-	-	AERFCM2519	-4	3/8"
-	-	AERFCM2524	-4	1/2"
AERFCM2003	AERFCM5003	AERFCM2514	-6	1/8"
AERFCM2004	AERFCM5004	AERFCM2517	-6	1/4"
AERFCM2005	AERFCM5005	AERFCM2521	-6	3/8"
AERFCM2013	AERFCM5013	AERFCM2525	-6	1/2"
-	-	AERFCM2529	-6	3/4"
AERFCM2006	AERFCM5006	AERFCM2518	-8	1/4"
AERFCM2007	AERFCM5007	AERFCM2522	-8	3/8"
AERFCM2008	AERFCM5008	AERFCM2526	-8	1/2"
-	-	AERFCM2530	-8	3/4"
AERFCM2185	AERFCM5185	AERFCM2523	-10	3/8"
AERFCM2009	AERFCM5009	AERFCM2527	-10	1/2"
-	-	AERFCM2531	-10	3/4"
AERFCM2010	AERFCM5010	AERFCM2528	-12	1/2"
AERFCM2011	AERFCM5011	AERFCM2532	-12	3/4"
AERFCM2014	AERFCM5014	AERFCM2534	-12	1"
AERFCM2015	AERFCM5015	AERFCM2533	-16	3/4"
AERFCM2012	AERFCM5012	AERFCM2535	-16	1"
-	-	AERFCM2541	-20	1-1/4"
<b>Aluminum or Steel 45° Male Elbow</b>				
AERFCM2020	AERFCM5020	-	-3	1/8"
AERFCM2021	AERFCM5021	AERFCM2582	-4	1/8"
-	-	AERFCM2584	-4	1/4"
AERFCM2022	AERFCM5022	AERFCM2586	-6	1/4"
-	-	AERFCM2589	-6	3/8"
-	-	-	-6	1/2"
-	-	AERFCM2587	-8	1/4"
AERFCM2023	AERFCM5023	AERFCM2590	-8	3/8"
-	-	AERFCM2593	-8	1/2"
-	-	AERFCM2591	-10	3/8"
AERFCM2024	AERFCM5024	AERFCM2594	-10	1/2"
-	-	AERFCM2595	-12	1/2"
AERFCM2025	AERFCM5025	-	-12	3/4"
AERFCM2026	-	-	-16	1"
<b>Aluminum or Steel 90° Male Elbow</b>				
AERFCM2030	AERFCM5030	AERFCM2610	-3	1/8"
AERFCM2031	AERFCM5031	AERFCM2611	-4	1/8"
AERFCM2032	AERFCM5032	AERFCM2614	-4	1/4"
-	-	AERFCM2618	-4	3/8"
-	-	-	-4	1/2"
AERFCM2033	AERFCM5033	AERFCM2613	-6	1/8"
AERFCM2034	AERFCM5034	AERFCM2616	-6	1/4"
AERFCM2035	AERFCM5035	AERFCM2620	-6	3/8"
-	-	AERFCM2625	-6	1/2"
AERFCM2036	AERFCM5036	AERFCM2617	-8	1/4"
AERFCM2037	AERFCM5037	AERFCM2621	-8	3/8"
AERFCM2038	AERFCM5038	AERFCM2626	-8	1/2"
-	-	AERFCM2629	-8	3/4"
AERFCM2016	AERFCM5016	AERFCM2622	-10	3/8"
AERFCM2039	AERFCM5039	AERFCM2627	-10	1/2"
-	-	AERFCM2630	-10	3/4"
-	-	AERFCM2623	-12	3/8"
AERFCM2017	AERFCM5017	AERFCM2628	-12	1/2"
AERFCM2040	AERFCM5040	-	-12	3/4"
AERFCM2018	-	-	-16	3/4"
AERFCM2041	-	-	-16	1"




## Aluminum or Steel Male Run Tee



Blue Anodized Aluminum Part No.	Black Anodized Aluminum Part No.	Steel Part No.	"A" Dash Size	"B" Pipe Size	"C" Dash Size
AERFCM2714	AERFCM5714	AERFCM2700	-3	1/8"	-3
AERFCM2124	AERFCM5124	AERFCM2701	-4	1/8"	-4
-	-	AERFCM2703	-4	1/4"	-4
AERFCM2125	-	-	-6	1/4"	-6
-	-	AERFCM2705	-6	3/8"	-6
AERFCM2126	-	-	-8	3/8"	-8
-	-	AERFCM2708	-10	1/2"	-10


## Aluminum Male Branch Tee



Blue Anodized Aluminum Part No.	Black Anodized Aluminum Part No.	"A" Dash Size	"B" Dash Size	"C" Pipe Size
AERFCM2187	AERFCM5187	-3	-3	1/8"
AERFCM2121	AERFCM5121	-4	-4	1/8"
AERFCM2122	-	-6	-6	1/4"
AERFCM2123	AERFCM5123	-8	-8	3/8"


## Steel Female Pipe to Male AN

Part No.	"A" Dash Size	"B" Pipe Size
AERFCM2719	-3	1/8"
AERFCM2720	-3	1/4"
AERFCM2721	-4	1/8"
AERFCM2723	-4	1/4"
AERFCM2725	-6	1/4"
AERFCM2727	-6	3/8"
AERFCM2726	-8	1/4"
AERFCM2728	-8	3/8"
AERFCM2730	-8	1/2"
AERFCM2731	-10	1/2"
AERFCM2734	-10	3/4"
AERFCM2732	-12	1/2"




## Steel Female Pipe Flare Tee

Part No.	"A" Dash Size	"B" Dash Size	"C" Pipe Size
AERFCM2881	-3	-3	1/8"
AERFCM2882	-4	-4	1/8"
AERFCM2883	-4	-4	1/4"
AERFCM2884	-6	-6	1/4"



## Steel Female Pipe Flare Tee

Part No.	"A" Dash Size	"B" Pipe Size	"C" Dash Size
AERFCM2817	-3	1/8"	-3



## Steel Bulkhead Connectors

Part No.	"A" Dash Size	"B" Pipe Size
AERFCM2821 (Female)	-4	1/8"
AERFCM2831 (Male)	-4	1/4"



### Carburetor and Banjo Fittings

#### AERFCM1066 (Blue/Red)

Banjo fitting for Holley Single-Feed 600-660 Series and all 2-barrel series with 9/16"-24 thread. Hose fitting size is -6AN. Replacement crushwasher AERFCM3627.



#### AERFCM2110 (Blue)

#### AERFCM5110 (Black)

Holley Dual-Feed 750 through Dominator 1350 Series and Quadrajet up to 1974 with 7/8"-20 thread. Hose fitting size is -8AN. Replacement crushwasher AERFCM3516.



#### AERFCM2113 (Blue)

#### AERFCM5113 (Black)

Holley Single-Feed 600-660 Series, 4010/4011 Series and all 2-barrel series with 9/16"-24 thread. Hose fitting size is -6AN. Replacement Crushwasher AERFCM3514.



#### AERFCM2114 (Blue)

#### AERFCM5114 (Black)

Holley Dual-Feed 750 through Dominator 1350 Series and Quadrajet up to 1974 with 7/8"-20 thread. Hose fitting size is -6AN. Replacement crushwasher is AERFCM3516.



#### AERFCM2192 (Blue)

Holley Dual-Feed 750 through Dominator 1350 Series and Quadrajet up to 1974 with 7/8"-20 thread. Hose fitting size is -8AN. Replacement crushwasher AERFCM3516.



#### AERFCM2193 (Blue)

Holley Dual-Feed 750 through Dominator 1350 Series and Quadrajet up to 1974 with 7/8"-20 thread. Hose fitting size is -6AN. Replacement crushwasher AERFCM3516.



#### AERFCM2247 (Blue)

Barry Grant Demon carburetor with 9/16"-24 threads. Long stem with -6AN female swivel.



#### AERFCM2249 (Blue)

Barry Grant Demon carburetor with 9/16"-24 threads. Short stem with -8AN male end.



#### AERFCM2961

Holley Dual-Feed 750 through Dominator 1350 Series and Quadrajet up to 1974 with 7/8"-20 thread. Hose fitting size is -8AN. Steel only. Replacement crushwasher AERFCM3516.



### Dual-Feed Assemblies for Holley Carbs




Dual-feed assemblies are completely assembled and ready to install.

Part No.	Application	Dist. Between Bowl Fittings	Hose and Fitting Dash
AERFCP0101	Double Pumper Carbs	9-1/4"	-6
AERFCP0102	Dual-Feed Single Pump Carbs	8-5/8"	-6
AERFCP0134	Double Pumper Carbs	9-1/4"	-8

### Replacement Aluminum Crushwashers

For use with banjo fittings and carburetor adapters. Five per package.

Part No.	Dash Size
AERFCM3642	-3
AERFCM3513	-4
AERFCM3514	-6
AERFCM3515	-8
AERFCM3516	-10
AERFCM3517	-12




### Aluminum Fuel Pump Adapters

Blue Part No.	Black Part No.	Hose Fitting Dash Size	Application
AERFCM2108	-	-6	Inv. Flare 5/8"-18 Thread
AERFCM2111	-	-6	Inv. Flare 1/2"-20 Thread
AERFCM2185	AERFCM5185	-10	3/8" Male Pipe



### Aluminum Fuel Block

Part No.	"A" Pipe Size	"B" Pipe Size	"C" Pipe Size	"D" Pipe Size
AERFCM2179	3/8"	3/8"	1/8"	1/2"



### Aluminum In-Line AN Pressure Gauge Adapters

Blue Part No.	Black Part No.	"A" Dash Size	"B" Dash Size	"C" Pipe Size
AERFCM2183	AERFCM5183	-6	-6	1/8"
AERFCM2184	AERFCM5184	-8	-8	1/8"




### Aluminum In-Line AN-to-Pipe Pressure Gauge Adapters

Part No.	"A" Dash Size	"B" Pipe Size	"C" Pipe Size
AERFCM2276	-6	1/4"	1/8"
AERFCM2277	-6	3/8"	1/8"
AERFCM2279	-8	3/8"	1/8"



### Aluminum 90° AN-to-AN Pressure Gauge Adapters

Part No.	"A" Dash Size	"B" Dash Size	"C" Pipe Size
AERFCM2272	-6	-6	1/8"
AERFCM2273	-8	-8	1/8"



## TFE Racing Hose Brake HOSES

Aeroquip TFE Racing Hose for hydraulic brake applications has a bright stainless steel wire braid cover that resists abrasion and corrosion and an extruded PTFE inner liner that's compatible with all brake fluids. PTFE hose is recommended for use only on off-highway brake systems. Temperature range of -100°F to +450°F.

Dash Size	I.D.	O.D.	3 Ft. Length	6 Ft. Length	10 Ft. Length
-3	.13"	.25"	<a href="#">AERFCC0303</a>	<a href="#">AERFCC0306</a>	<a href="#">AERFCC0310</a>
-4	.19"	.30"	<a href="#">AERFCC0403</a>	<a href="#">AERFCC0406</a>	<a href="#">AERFCC0410</a>

Dash Size	I.D.	O.D.	15 Ft. Length	20 Ft. Length
-3	.13"	.25"	<a href="#">AERFCC0315</a>	<a href="#">AERFCC0320</a>
-4	.19"	.30"	<a href="#">AERFCC0415</a>	<a href="#">AERFCC0420</a>

## Brake Fittings

Part No.	Hose and Fitting Dash Size
----------	----------------------------

Straight	
Steel SAE 37° (JIC/AN) Swivel	
<a href="#">AERFCM1100</a>	-3
<a href="#">AERFCM1101</a>	-4



AERFCM1100

Steel	
45° Tube Elbow 37° (JIC/AN)	
<a href="#">AERFCM1110</a>	-3
<a href="#">AERFCM1111</a>	-4



AERFCM1110

Steel	
90° Tube Elbow 37° (JIC/AN)	
<a href="#">AERFCM1120</a>	-3
<a href="#">AERFCM1121</a>	-4




AERFCM1120

Straight	
Stainless Steel Crimp 37° (JIC/AN)	
<a href="#">AERFCM1130</a>	-3
<a href="#">AERFCM1102</a>	-4



AERFCM1130

90° Stainless Steel Forged	
Elbow SAE 37° (JIC/AN) Swivel	
<a href="#">AERFCM1150</a>	-3
<a href="#">AERFCM1151</a>	-4



AERFCM1150

## Steel Male Pipe with Brass Nipple

Part No.	Hose and Fitting Dash Size	Pipe Thread Size
<a href="#">AERFCM3088</a>	-4	1/8"



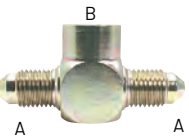
## Replacement Sleeve for TFE Fittings

Brass Part No.	Hose and Fitting Dash Size	Qty.
<a href="#">AERFCM3720</a>	-3	5
<a href="#">AERFCM3721</a>	-4	5



## Steel Inverted Flare Brake Adapters

Part No.	"A" Hose Fitting Dash Size	"B" Brake Thread Size
SAE 37° Male Flare to 30° Inverted Flare (Two Per Package)		
<a href="#">AERFCM2925</a>	-4	7/16"-20
SAE 37° Male Flare to Female Inverted Flare (Two Per Package)		
<a href="#">AERFCM2936</a>	-3	3/8"-24
<a href="#">AERFCM2937</a>	-4	3/8"-24
SAE 37° Male Flare to 42° Inverted Flare (Short Hex, Two Per Package)		
<a href="#">AERFCM2926</a>	-3	3/8"-24
<a href="#">AERFCM2927</a>	-4	3/8"-24
<a href="#">AERFCM2928*</a>	-3	3/8"-24
<a href="#">AERFCM2929</a>	-3	7/16"-24
<a href="#">AERFCM2930</a>	-4	7/16"-24
<a href="#">AERFCM2931</a>	-4	1/2"-20
SAE 37° Male Flare to Female Inverted Flare Tee (One Per Package)		
<a href="#">AERFCM2909</a>	-3	3/8"-24
<a href="#">AERFCM2910</a>	-4	3/8"-24




## Metric Brake Adapters

Part No.	"A" Hose Fitting Dash Size	"B" Brake Thread Size
SAE 37° Male Flare to Metric Flare (Two Per Package)		
<a href="#">AERFCM2941</a>	-3	10mm X 1"
<a href="#">AERFCM2942</a>	-3	10mm X 1.25"
<a href="#">AERFCM2943</a>	-4	10mm X 1"
<a href="#">AERFCM2944</a>	-4	10mm X 1.25"
SAE 37° Male Flare to Female Metric Flare (Two Per Package)		
<a href="#">AERFCM2945</a>	-3	10mm x 1"
<a href="#">AERFCM2946</a>	-4	10mm x 1"




## SAE Banjo Brake Adapters

Part No.	"A" Hose Fitting Dash Size	"B" Brake Thread Size
SAE 37° Flare to Banjo (Two Per Package)		
<a href="#">AERFCM2949</a>	-3	3/8"
<a href="#">AERFCM2938</a>	-4	3/8"
<a href="#">AERFCM2939</a>	-3	7/16"
<a href="#">AERFCM2940</a>	-4	7/16"




Part No.	"A" Thread Size	Crushwasher Part No.
SAE 37° Banjo Bolt (One Per Package)		
<a href="#">AERFCM2921</a>	3/8"-24	<a href="#">AERFCM3642</a>
<a href="#">AERFCM2922</a>	7/16"-20	<a href="#">AERFCM3513</a>




## Metric Banjo Brake Adapters

SAE 37° Male Flare to Metric Banjo (Two Per Package)		
<a href="#">AERFCM2947</a>	-3	10mm
<a href="#">AERFCM2948</a>	-4	10mm



Metric Banjo Bolt (One Per Package)		
<a href="#">AERFCM2923</a>	10mm x 1.25"	<a href="#">AERFCM3642</a>






## TFE Racing Hose Brake Line Assemblies

Ready to install, pre-assembled and tested brake line assemblies are manufactured using premium stainless steel TFE PTFE hose complete with choice of straight or 90° fitting configurations. Assemblies feature a 3,000 PSI maximum operating pressure. Non-DOT brake lines are intended for off-road use only.

Size	10" Length Part No.	12" Length Part No.	15" Length Part No.	18" Length Part No.	21" Length Part No.	24" Length Part No.	30" Length Part No.	36" Length Part No.	42" Length Part No.
<b>Straight/Straight Assembly</b>									
-3	AERFBPA0030-10	AERFBPA0030-12	AERFBPA0030-15	AERFBPA0030-18	AERFBPA0030-21	AERFBPA0030-24	AERFBPA0030-30	AERFBPA0030-36	-
-4	AERFBPA0040-10	AERFBPA0040-12	AERFBPA0040-15	AERFBPA0040-18	AERFBPA0040-21	AERFBPA0040-24	AERFBPA0040-30	AERFBPA0040-36	-
<b>Straight/90° Assembly</b>									
-3	-	-	AERFBPA0039-15	AERFBPA0039-18	AERFBPA0039-21	AERFBPA0039-24	AERFBPA0039-30	AERFBPA0039-36	AERFBPA0039-42
-4	-	-	AERFBPA0049-15	AERFBPA0049-18	AERFBPA0049-21	AERFBPA0049-24	AERFBPA0049-30	AERFBPA0049-36	AERFBPA0049-42

## Quick-Disconnect Brake and Clutch Coupling

Allows rapid connection/disconnection of brake and clutch lines without fluid loss, air inclusion, or the need to bleed the line. Coupling also includes a safety clip on lanyard to prevent accidental disconnection. Available with -3AN or -4AN, SAE 37° (JIC/AN) threads. Male half includes jam nut for bulkhead mounting. Temperature range -40°F to +250°F.



Steel Part No.	Hose Fitting Dash Size	Max. Oper. Pressure (PSI)	Air Including C.C. Max	Fluid Loss C.C. Max	Length (In.) Connected
AERFBM1073	-3	3000	.02	.10	4.10"
AERFBM1074	-4	3000	.02	.10	4.25"

## Quick-Disconnect Radiator/Cooling Refill Coupling

Coupling assembly quickly and effectively drains cooling systems. Internal components are corrosion resistant stainless steel and Viton seals prevent the possibility of leakage. Features 1/2" NPT threads on each end. Ideally installed on lower radiator outlet or in-line on lower hose. Requires purchase of one male and one female coupling.

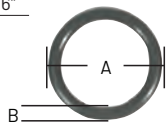


Part No.	Description
AERFBM1153	Male Aluminum Quick Disconnect Coupling
AERFBM3113	Female Steel Quick Disconnect Coupling, 1.6 oz.
AERFBM3114	Female Aluminum Quick Disconnect Coupling, 3.97 oz.

## O-Rings

Nitrile Part No.	EPR Part No.	Dash Size	"A"	"B"
AERFCM3473*	-	-4	.351"	.072"
AERFCM3474*	AERFCM3464**	-6	.468"	.078"
AERFCM3475*	AERFCM3465**	-8	.644"	.087"
AERFCM3476*	AERFCM3466**	-10	.755"	.097"
AERFCM3477*	AERFCM3467**	-12	.924"	.116"
AERFCM3497*	AERFCM3468**	-16	1.171"	.116"

\* Nitrile O-rings are for use with gasoline (ten per package)  
 \*\* EPR O-rings are for use with alcohol (five per package)



## Aluminum Dust Plugs and Caps

Keeps dirt and contamination out of oil, fuel, and cooling systems when not in use.




Dash Size	NPT	Plug Part No.	Cap Part No.	No. Per Pkg.
-04	7/16"-20	AERFBM3655	AERFBM3648	20
-06	9/16"-18	AERFBM3656	AERFBM3649	20
-08	3/4"-16	AERFBM3657	AERFBM3650	20
-10	7/8"-14	AERFBM3658	AERFBM3651	12
-12	1-1/16"-12	AERFBM3659	AERFBM3652	10
-16	1-5/16"-12	AERFBM3660	AERFBM3653	10

## Aluminum Tank Welding Bungs

Part No.	"A" Dash Size	"B" Dim.	"C" Dim.
AERFCM2403	-6	1.56"	.59"
AERFCM2404	-8	1.75"	.68"
AERFCM2405	-10	1.87"	.75"
AERFCM2406	-12	2.00"	.90"


Note: Use O-ring for sealing. Accepts male AN flare with hex or boss O-ring plug.



## Air Conditioning Hose and Fittings

### Braided Air Conditioning Hose

Finally, a truly innovative product that will function correctly and look great. This braided air conditioning hose, when used with the Aeroquip fittings, offers superior refrigerant performance over the traditional black hose that we have seen for so long. The hose is a stainless steel outer braid with a nylon inner tube and is specifically designed for use on air conditioning systems. Compatible with R-134A as well as R-12. Fittings sold separately.



## Hose Specifications Chart

Hose Dash Size	I.D.	O.D.	Max. PSI	Min. Bend Radius	3 Foot Part No.	6 Foot Part No.	9 Foot Part No.
-6	0.33"	0.44"	500	4.00"	AERFCF0603	AERFCF0606	AERFCF0609
-8	0.43"	0.54"	500	5.25"	AERFCF0803	AERFCF0806	AERFCF0809
-10	0.53"	0.63"	500	6.50"	AERFCF1003	AERFCF1006	AERFCF1009

### Straight Female O-Ring Pilot



Part No.	Description
<b>AERFCE1712</b>	-6 Hose Size, Reusable Nickel-Plated Steel
<b>AERFCE1713</b>	-8 Hose Size, Reusable Nickel-Plated Steel
<b>AERFCE1714</b>	-10 Hose Size, Reusable Nickel-Plated Steel

### Straight Female O-Ring Pilot with Charge Port



Part No.	Description
<b>AERFCE1812</b>	-6 Hose Size, Reusable Nickel-Plated Steel
<b>AERFCE1813</b>	-8 Hose Size, Reusable Nickel-Plated Steel
<b>AERFCE1814</b>	-10 Hose Size, Reusable Nickel-Plated Steel

### Straight Hose to Hose with Charge Port



Part No.	Description
<b>AERFCE1914</b>	-10 Hose Size, Reusable Nickel-Plated Steel

### 45° Female O-Ring Pilot



Part No.	Description
<b>AERFCE1722</b>	-6 Hose Size, Reusable Nickel-Plated Steel
<b>AERFCE1723</b>	-8 Hose Size, Reusable Nickel-Plated Steel
<b>AERFCE1724</b>	-10 Hose Size, Reusable Nickel-Plated Steel

### 90° Female O-Ring Pilot



Part No.	Description
<b>AERFCE1732</b>	-6 Hose Size, Reusable Nickel-Plated Steel
<b>AERFCE1733</b>	-8 Hose Size, Reusable Nickel-Plated Steel
<b>AERFCE1734</b>	-10 Hose Size, Reusable Nickel-Plated Steel

### 90° Female O-Ring Pilot with Charge Port



Part No.	Description
<b>AERFCE1832</b>	-6 Hose Size, Reusable Nickel-Plated Steel
<b>AERFCE1833</b>	-8 Hose Size, Reusable Nickel-Plated Steel
<b>AERFCE1834</b>	-10 Hose Size, Reusable Nickel-Plated Steel

### 135° Female O-Ring Pilot



Part No.	Description
<b>AERFCE1793</b>	-8 Hose Size, Reusable Nickel-Plated Steel
<b>AERFCE1794</b>	-10 Hose Size, Reusable Nickel-Plated Steel

### 135° Female O-Ring Pilot with Charge Port



Part No.	Description
<b>AERFCE1894</b>	-10 Hose Size, Reusable Nickel-Plated Steel

### Replacement Brass Sleeve



Part No.	Description
<b>AERFCM2430</b>	-6 Hose Size, 6 Per Pkg.
<b>AERFCM2431</b>	-8 Hose Size, 6 Per Pkg.
<b>AERFCM2432</b>	-10 Hose Size, 6 Per Pkg.

### Replacement O-Rings



Part No.	Description
<b>AERFBM3417</b>	-8 Hose Size, 6 Per Pkg.



### Pro Touring Double Adjustable Coil-Over Shocks

#### AFC3850C

Aluminum bodied, double adjustable shock absorbers offer a broad range of adjustment. Fully independent adjustments for rebound and compression allow precise tuning. Compression adjustment controls bump and "front end feel" during cornering, while rebound adjustment controls body roll and dampens the spring for overall handling quality. Mounting ends are 1/2" ID, 1" wide bearing. Coil kits included

Stroke	Comp.	Ext.	Suggested Spring Height	Suggested Ride Height
5"	11.90"	16.90"	10-12"	13.75-14.75"







## 2-5/8" ID Coil-Over Springs


AFCO has set the standard in coil-over springs and they are among the highest quality, best-performing in the industry. Springs are guaranteed to stay within 1% tolerance of their original free height. Springs are offered in chrome or black finish.

Rate	Chrome 7"	Chrome 8"	Chrome 10"	Black 10"	Chrome 12"	Black 12"	Chrome 14"	Black 14"
100	-	-	-	-	-	AFC22100B	-	-
110	-	-	-	-	-	-	AFC24110CR	-
125	-	-	-	-	AFC22125CR	AFC22125B	AFC24125CR	-
150	-	-	-	-	AFC22150CR	AFC22150B	-	AFC24150B
175	-	-	-	-	-	AFC22175B	-	-
200	-	-	AFC23200CR	-	-	-	-	-
225	-	-	-	AFC23225B	-	-	-	-
275	-	-	-	AFC23275B	-	-	-	-
300	-	AFC28300-1CR	AFC23300CR	-	-	-	-	-
350	-	-	-	-	-	AFC22350B	-	-
400	-	-	AFC23400CR	AFC23400B	-	-	-	-
450	-	AFC28450-1CR	-	-	-	-	-	-
600	-	-	-	-	-	AFC22600B	-	-



## Double Pass Radiators

Superior efficiency is delivered by first passing coolant over the top half of the radiator and then the bottom half, allowing the radiator to dissipate more heat than conventional designs.



Part No.	Description	Inlet	Outlet	Filler Location	Dry Weight
AFC80100NDP	22" x 18-1/2"	Right, 1-1/2"	Right, 1-3/4"	Left	11.3 lbs.
AFC80101NDP	27-1/2" x 18-1/2"	Right-1-1/2"	Right-1-3/4"	Left	13.7 lbs
AFC80125N	26" x 18-1/2"	Right, 1-1/2"	Right, 1-3/4"	Left	14.9 lbs.
AFC80126N	31" x 18-1/2"	Right-1-1/2"	Right-1-3/4"	Left	15 lbs
AFC80127NDP	24" x 18-1/2"	Right, 1-1/2"	Right, 1-3/4"	Left	14.1 lbs.
AFC80130NDP	28" x 19"	Right, 1-1/2"	Right, 1/3/4"	Left	14.3 lbs.

## Spanner Wrench

### AFC20110

Wrench adjusts coil-over nuts. (Spring pressure should be relieved before adjusting.)



## GM Metric Calipers

These stock replacement-appearing remanufactured calipers feature a stainless steel piston and low-drag seals. Each assembled caliper is inspected and pressure tested.



Part No.	Description
AFC7241-9001	Right Hand, Oversized 2-3/4" Dia.
AFC7241-9002	Left Hand, Oversized 2-3/4" Dia.
AFC6635003	Right Hand, Standard 2-1/2" Dia.
AFC6635004	Left Hand, Standard 2-1/2" Dia.

## 1979-93 Mustang Struts

### AFC29022

AFCO strut assemblies feature a coil-over design that offers both ride height and precise chassis adjustments, allowing a "lowered stance" appearance. The race-inspired valving provides maximum weight transfer and bounce control. Caster/Camber plates are recommended for optimum results. Coil-over kit must be purchased separately.



## Water/Methanol Injection Filter

### AEM30-3003

Inline filter uses a micron mesh screen to filter out particles as small as 40 microns, protecting internal engine components and the working components of the water/methanol injection pump. Polypropylene housed unit is fully serviceable and is compatible with virtually any water/methanol injection system currently available.



## No-Weld O2 Sensor Mount

When the need arises for an O2 sensor mount and welding is not an option, AEM's no-weld mount is the perfect solution. Drill a hole in the exhaust pipe, install the gasket and bolt on the clamp. The system is now ready for an O2 sensor. Mounts are available for 2-1/4" to 3" pipe diameters.



Part No.	Description
AEM30-2355-250	2-1/4"-2-1/2" Pipe Diameter Sensor Mount
AEM30-2355-300	2-3/4"-3" Pipe Diameter Sensor Mount

## Universal Adjustable Fuel Pressure Regulator

### AEM25-302BK

The AEM universal adjustable fuel pressure regulator is capable of supplying engines up to 1,000 horsepower. CNC-machined from 6061-T6 billet aluminum, the regulator is engineered with AEM patented interchangeable discharge ports which enable regulator output to match that of any fuel pump. Tapped to accept a -6AN or 9/16"x18 fittings and includes a 1/8"NPT port for a fuel pressure gauge or sensor. Adjustable from 20 PSI to maximum fuel pump capacity.



## Digital Gauges with Interchangeable Faces and Bezels

Easily read, gauges include interchangeable black and silver bezels for up to 12 different combinations. Seven selectable backlighting options to match most popular factory gauges.



Part No.	Description
AEM30-4401	Digital Gauge, 1-100 PSI Oil/Fuel Pressure
AEM30-4402	Digital Gauge, 100-300 Oil/Trans/Water Temperature

## High Flow In-Tank Fuel Pumps

The AEM high-flow fuel pump is engineered for high-output, naturally aspirated and forced induction EFI engines. Its universal 39mm diameter fits most vehicle applications. Offset inlet eases installation. Factory tested flowing 320 LPH @ 43 PSI. Kit includes rubber sleeve and end caps, pre-filter, hose, and clarifying lead.



Part No.	Description
AEM50-1000	Gasoline
AEM50-1200	E-85



## Digital Wideband UEGO Controller Gauge with Bosch 4.9 LSU Sensor

### AEM 30-4110

Features a LED display and sweeping LED "needle" that changes colors as AFR changes from rich to lean, a 52mm (2-1/16) gauge housing that fits in most gauge pods, and can be remotely mounted anywhere.



## X-Series 2-1/16" Digital Gauges

Designed with a bright three- or four-digit LED display that is over 85% larger than AEM's original digital gauges. Sweeping green LED "needle" line around the edge of the gauge face make it very easy to see the displayed values at a glance. Gauges come with black bezel and faceplate. Two buttons on the faceplate enable the user to program peak/recall and select min/max threshold warnings.



AEM30-0300

Part No.	Description
AEM30-0300	Wideband AFR
AEM30-0301	Oil Pressure, 0-100 PSI
AEM30-0302	Water Temperature, 100°-300°F
AEM30-0305	Exhaust Gas Temperature, 0°-1800°F
AEM30-0306	Boost Pressure, -30 In./35 PSI
AEM30-0308	Boost Pressure, -30 In / 60 PSI
AEM30-0313	GPS Speedometer, 0-160 MPH

## Inline Wideband UEGO

### AEM30-0310

AEM's inline wideband UEGO (universal exhaust gas oxygen) is a must for data loggers that do not require a gauge to monitor air/fuel ratio. Includes a Bosch O2 feedback 4.2 LSU sensor which gives the controller its speed and accuracy.



## Water/Methanol Injection Kit For High-Compression Naturally Aspirated and Forced-Induction Gas Engines

### AEM30-3300

Allows you to increase boost pressure and advance timing without having to run higher-octane fuel. For forced-induction vehicles up to 35 PSI of boost dependent controller has an on-board manifold absolute pressure (MAP) sensor with a molded-in nipple for a boost hose pickup.






## Engine Accessory Brackets

Functional and economical, Alan Grove's plain steel brackets mount alternators, air conditioning compressors, and power steering pumps on small and big block Chevrolet engines in a variety of configurations.

### Small Block Chevy Vortec Cylinder Head for Short Water Pump

Part No.	Description
<b>ALG228L</b>	Alternator Bracket, Left Side, High-Mount
<b>ALG232L</b>	Alternator Bracket, Left Side, Low-Profile



### Small Block Chevy Vortec Cylinder Head for Long Water Pump

Part No.	Description
<b>ALG230L</b>	Alternator Bracket, Left Side, High-Mount
<b>ALG234L</b>	Alternator Bracket, Left Side, Low-Profile



ALG230L

### Small Block Chevy Short Water Pump

Part No.	Description
<b>ALG100R</b>	A/C Compressor Bracket, Right Side, High-Mount
<b>ALG200L</b>	Alternator Bracket, Left Side, High-Mount
<b>ALG200R</b>	Alternator Bracket, Right Side, High-Mount
<b>ALG228L</b>	Alternator Bracket for TPI, Extra Clearance, Left Side, High-Mount
<b>ALG232L</b>	Alternator Bracket, Left Side, Head Mount, Low-Profile
<b>ALG213L</b>	Alternator Bracket, Left Side, Pump/Exh. Mount, Low-Profile
<b>ALG213R</b>	Alternator Bracket, Right Side, Pump/Exh. Mount, Low-Profile
<b>ALG206L</b>	Alternator Bracket, Left Side, Low-Mount
<b>ALG211R</b>	Alternator Bracket, Right Side, Low-Mount
<b>ALG209L</b>	Alternator Bracket, Left Side, Low-Mount, Use with 2 O'Clock Small Case Alternator
<b>ALG207L</b>	Alternator Bracket, Left Side, Low-Mount Tight Fit
<b>ALG400L</b>	Power Steering Pump Bracket, Left Side
<b>ALG404L</b>	Power Steering Pump Bracket, Left Side 1955-57 Chevy with Stock Motor Mounts



ALG100R


### LT-1

Part No.	Description
<b>ALG227R</b>	Alternator Bracket, Right Side, Low-Mount



### Small Block Chevy Long Water Pump

Part No.	Description
<b>ALG101R</b>	A/C Compressor Bracket, Right Side, High-Mount
<b>ALG134R</b>	A/C Compressor Bracket, Right Side, Head-Mount, Low-Profile
<b>ALG201L</b>	Alternator Bracket, Left Side, High-Mount
<b>ALG214L</b>	Alternator Bracket, Left Side, Low-Mount
<b>ALG215R</b>	Alternator Bracket, Right Side, Mid-Mount
<b>ALG223L</b>	Alternator Bracket, Left Side, Pump/Exh. Mount, Low-Profile
<b>ALG230L</b>	Alternator Bracket for TPI, Left Side, High-Mount
<b>ALG234L</b>	Alternator Bracket, Left Side, Head-Mount, Low-Profile
<b>ALG402L</b>	Power Steering Pump Bracket, Left Side




ALG101R ALG201L

### Alternator and Power Steering Brackets

A tight fit bracket system for Chevy, low hood applications using short water pump.

Part No.	Description
<b>ALG600L</b>	SB Chevy Alternator and Power Steering Bracket
<b>ALG601L</b>	BB Chevy Alternator and Power Steering Bracket



### Big Block Chevy Short Water Pumps

Part No.	Description
<b>ALG204R</b>	Alternator Bracket, Right Side, High-Mount
<b>ALG208L</b>	Alternator Bracket, Left Side, Low-Mount
<b>ALG210L</b>	Alternator Bracket, Left Side, Low-Mount Late GM CS130 Alternator
<b>ALG218L</b>	Alternator Bracket, Left Side, Low-Profile
<b>ALG218R</b>	Alternator Bracket, Right Side, Low-Profile
<b>ALG403L</b>	Power Steering Bracket, Left Side



### Big Block Chevy Long Water Pump

Part No.	Description
<b>ALG217L</b>	Alternator Bracket, Left Side, Low-Mount
<b>ALG222L</b>	Alternator Bracket, Left Side, Low-Profile
<b>ALG225R</b>	Alternator Bracket, Right Side, Mid-Mount
<b>ALG407L</b>	Power Steering Bracket, Left Side



ALG217L



### Coil-Over Kits

Designed to lower the vehicle and offer modern-era handling, these bolt-on coil-over kits feature single- or double-adjustable Phantom Series shocks and high-tensile coil springs. The units mount into the stock location and are supplied with all required mounting hardware when applicable. Made in USA.

Part No.	Application	Location	Type	Spring Rate (lbs./in.)	Drop (in.)
<b>Single-Adjustable</b>					
<b>ALD300105</b>	1964-72 GM A-Body,	Front/Rear	Bolt-On/Bolt-On with Bracket	Front: 500 Rear:160	Front: 0-2.0 Rear: 0-3.0
<b>ALD300132</b>	1978-96 GM B-Body, 1988-96 GM Truck C1500, 1971-96 Chevy Impala	Front	Bolt-On	700	0-2.0
<b>ALD300134</b>	1963-82 Corvette, 1958-70 Chevy Full-Size	Front	Bolt-On	450	0-2.0
<b>ALDAB2FMS</b>	1964-72 GM A-Body	Front	Bolt-On	450	0-2.0
<b>ALDABRHS</b>	1964-72 GM A-Body	Rear	Bolt-On with Bracket	160	0.5-3.0
<b>ALDAFBFMS</b>	1967-69 GM F-Body, 1968-74 GM X-Body	Front	Bolt-On	450	0-2.0
<b>ALDAFBFMS3</b>	1970-81 GM F-Body	Front	Bolt-On	450	0-2.0
<b>ALDAGFMS</b>	1978-88 GM G-Body, 1975-79 GM X-Body	Front	Bolt-On	450	0.2.0

### Vehicle Specific Coil-Over Conversion Kits

Ideal for dual-purpose, street/strip vehicles, coil-over conversion kits not only offer improved handling, suspension response, and performance but also provide ride height adjustment. Engineered to use the OEM mounting locations for a direct, bolt-on installation, each kit includes Phantom single or Striker double-adjustable aluminum coil-over shock absorbers, black powder-coated coil-over springs, and necessary hardware.



Part No.	Description
<b>ALDM1SBF2S</b>	1964-73 Ford Mustang; 1970-77 Ford Maverick, Small Block/Single-Adjustable

### RCX Series Coil-Over Shock Kit

#### **ALD300238**

RCX Series Double Adjustable Coil Over Shock Kits offer a wide range of adjustability to get the best handling performance from a classic car. Aldan coil overs are ride height adjustable to achieve the exact desired stance with 2" to 3" inches of adjustability. Bolt-on design works with factory or tubular control arms.





## Lightweight 14" Aluminum Air Cleaner Kits

Race and dyno proven air cleaners feature a low-profile and free-flowing design that creates more power over standard flat air cleaner assemblies. Kits include a high-flowing dropped base with matching lid and a sure seal spacer with an integrated O-ring for a positive seal on carburetors with a 5-1/8" neck.

### Kits without Element

These kits are sold without filters. Select plain or black coated finish and the correct height sure seal spacer.



Description	Plain Finish	Black Finish
Kit With 1/2" Sure Seal Spacer	ALL25900	ALL25901
Kit With 1" Sure Seal Spacer	ALL25902	ALL25903
Kit With 1-1/2" Sure Seal Spacer	ALL25904	ALL25905
Kit With 2" Sure Seal Spacer	ALL25906	ALL25907

### Kits with Paper Element

Kits include a paper element filter in choice of 3", 3-1/2", 4" or 5" height and a 1" sure seal spacer. Choose from plain or black coated finish lid and base.



Description	Plain Finish	Black Finish
Kit with 3" Paper Element	ALL25910	ALL25911
Kit with 3-1/2" Paper Element	ALL25912	ALL25913
Kit with 4" Paper Element	ALL25914	ALL25915
Kit with 5" Paper Element	ALL25916	ALL25917

### Kits with Washable Element

Kits include a pre-oiled washable element filter in choice of 3", 4", 5", or 6" height and a 1" sure seal spacer. Choose from plain or black coated finish lid and base.



Description	Plain Finish	Black Finish
Kit with 3" Washable Element	ALL25920	ALL25921
Kit with 4" Washable Element	ALL25922	ALL25923
Kit with 5" Washable Element	ALL25924	ALL25925
Kit with 6" Washable Element	ALL25926	ALL25927

### Individual Components

Part No.	Description
ALL25940	14" Top Plain
ALL25941	14" Bottom Plain
ALL25942	14" Top Black
ALL25943	14" Bottom Black
ALL25944	1/2" Sure Seal Spacer
ALL25945	1" Sure Seal Spacer (places air cleaner base 5/8" below carb neck sealing flange)
ALL25946	1-1/2" Sure Seal Spacer (places air cleaner base 1/8" below carb neck sealing flange)
ALL25947	2" Sure Seal Spacer (places air cleaner base 3/8" above carb neck sealing flange)

## 14" Aluminum Air Cleaner Kits

Low-profile, spun aluminum air cleaner kits have a plain or black finished lid, a base for carburetors with 5-1/8" necks, and O-ring spacers for a positive seal. Elements sold separately.



ALL26094

Part No.	Description
ALL26094	Plain Kit with 1/2" Spacer
ALL26097	Black Kit with 1/2" Spacer
ALL26095	Plain Offset Base Kit with 1/2" Spacer
ALL26098	Plain Kit with 1" Spacer
ALL26099	Black Kit with 1" Spacer

### Individual Components

Part No.	Description
ALL26090	Plain Top
ALL26088	Black Top
ALL26092	Standard Base
ALL26091	Offset Base
ALL26085	1/2" Spacer (places base 1-3/8" below carb neck sealing flange)
ALL26086	1" Spacer (places base 7/8" below carb neck sealing flange)
ALL26087	1-1/2" Spacer (places base 3/8" below carb neck sealing flange)
ALL25947	2" Spacer (places base 1/8" above carb neck sealing flange)
ALL26084	Replacement Spacer O-ring

## 16" Aluminum Air Cleaner Kit

### ALL26096

Larger diameter unit provides increased filter area and air flow over standard 14" air cleaners allowing the same amount of flow when using a shorter element due to limited clearance. Kit includes a low-profile, spun aluminum lid, a base for carburetors with 5-1/8" neck and a 1/2" tall O-ring spacer for a positive seal. Element sold separately.



### Individual Components

Part No.	Description
ALL26089	Top
ALL26093	Base
ALL26085	1/2" Spacer (places base 1-11/16" below carb neck sealing flange)
ALL26086	1" Spacer (places base 1-3/16" below carb neck sealing flange)
ALL26087	1-1/2" Spacer (places base 11/16" below carb neck sealing flange)
ALL25947	2" Spacer (places base 3/16" below carb neck sealing flange)
ALL26084	Replacement Spacer O-ring



## 14" Flat Base Air Cleaner Kits

Lightweight spun aluminum air cleaner kits have a flat base to increase air flow. Kits include a lid, base, and a 1/2" spacer with a built-in O-ring for a positive seal. Popular in crate engine classes when every bit of horsepower counts! Elements sold separately.



Part No.	Description
<b>ALL25950</b>	Plain Air Cleaner Kit
<b>ALL25951</b>	Black Air Cleaner Kit

### Individual Components

Part No.	Description
<b>ALL25954</b>	Plain Top
<b>ALL25955</b>	Plain Base
<b>ALL25956</b>	Black Top
<b>ALL25957</b>	Black Base
<b>ALL25944</b>	1/2" Spacer with O-Ring

## Offset Air Cleaner Base

### ALL26091

14" base is offset 1" and commonly used for extra distributor clearance. Offset base has a 1-1/2" drop and will fit carburetors with a 5-1/8" neck including Q-Jets, Holley 2bbl and Edelbrock carburetors without choke. Base will not work with Holley 4bbl carburetors. Offset air cleaner stud ALL26057 is required.



## 2BBL. Air Cleaner Base

### ALL26081

Aluminum air cleaner base has 14" overall diameter. 5/8" drop, plain finish. 3" diameter carburetor flange.



## Air Cleaner Adapter

### ALL26080

Use the more readily available 4bbl. air cleaner on a Rochester 2bbl. carburetor. Accessorize with aftermarket air cleaner and retain stock 2bbl carburetor and intake. Racing classes using a 2bbl can benefit from the higher flow of a 4bbl air cleaner. Made of high-strength ABS plastic. Adapter has a 3" I.D. and a 5-1/8" O.D.



## Air Cleaner Gasket

### ALL87207

OE-style composite gasket fits most popular carburetors with 5-1/8" neck. Gasket seals air cleaner base to carburetor neck helping prevent dirt and moisture from entering carburetors.



## O-Ring Carb Nuts

Seal air cleaner and eliminate using a wrench to remove air cleaner assembly. Black aluminum nuts have a grooved pattern for non-slip grip.



Short Nut	Description	Tall Nut	Description
<b>ALL26045</b>	1/4"-20 Thread	<b>ALL26046</b>	1/4"-20 Thread
<b>ALL26047</b>	5/16"-18 Thread	<b>ALL26048</b>	5/16"-18 Thread

## Air Cleaner Studs

Straight stud is 6" long with 1/4"-20 threads and includes a wing nut and an adapter for carburetors with 5/16"-18 threads.




Part No.	Description
<b>ALL26056</b>	Straight Stud with Adapter
<b>ALL26058</b>	Adapter, 1/4" -20 to 5/16"-18

## Straight Air Cleaner Studs

Studs have 5/16"-18 threads and are 6" long.

Part No.	Description
<b>ALL26054</b>	Aluminum
<b>ALL26055</b>	Chrome Moly



## Offset Air Cleaner Studs

Offset studs work with offset air cleaner bases and some 2bbl carburetors that require offset studs. Studs include mounting hardware and have a 1-3/8" offset.

Part No.	Description
<b>ALL26057</b>	1/4"-20
<b>ALL26053</b>	5/16"-18
<b>ALL26058</b>	Adapter, 1/4" to 5/16"



## Air Cleaner Filters

Mesh filters fit over an air cleaner assembly adding another layer of protection against dirt, dust, and debris. Filters fit Allstar paper and washable 14" air cleaners, and will not fit oversized units like R2C.



### Filters without Top Cover

Part No.	Description
<b>ALL26220</b>	14" x 3"
<b>ALL26221</b>	14" x 4"
<b>ALL26222</b>	14" x 5"

### Filters with Top Cover

Part No.	Description
<b>ALL26224</b>	14" x 4"
<b>ALL26225</b>	14" x 5"

## Air Cleaner Cover

### ALL26230

Water-repellent over fits 14" diameter air cleaner assemblies from 3" to 6" tall. Perfect for washing or storage and includes a draw string.





## Paper Air Filter Elements

High-performance paper air filter elements increase air flow.

Part No.	Description
ALL26020	14" x 3"
ALL26021	14" x 3-1/2"
ALL26022	14" x 4"
ALL26023	14" x 5"
ALL26028	16" x 3"
ALL26029	16" x 3-1/2"
ALL26030	16" x 4"



## Washable Air Filter Elements

Washable air filter elements offer better engine protection and increase air flow for more power and torque. Elements are pre-oiled and available in four heights.

Part No.	Description
ALL26000	14" x 3"
ALL26002	14" x 4"
ALL26004	14" x 5"
ALL26006	14" x 6"



## Air Cleaner Top Element

### ALL26010

Unique 14" diameter element replaces traditional metal lid to increase air flow for more horsepower and torque. Washable element may be cleaned and used over and over. Top element is pre-oiled and ready for installation.



## Carb Hats

Carburetor hats are ideal to cover open carbs and prevent debris from falling into the engine while working in garage or pit area with air cleaner removed. 2-1/2" tall carb hats are designed to fit most carbs or throttle bodies with a 5-1/8" diameter neck.



Part No.	Description
ALL26040	Plastic
ALL26042	Plastic with Screen
ALL26043	Aluminum
ALL26044	Aluminum with Sealing O-Ring

**Note:** Hats will not clear choke linkage or shaft on Holley-style carbs but will clear choke horn with choke linkage and shaft removed.

## Universal Plastic Air Pan

### ALL26104

Durable plastic pan fits over the base of most 14" air cleaners and acts as a cold air box, sealing off the air cleaner assembly from the engine heat. Universal fit pan is designed for vehicles with air cleaner openings in the hood and will require additional trimming and sealing for a proper fit. Pan measures 18" x 4" and includes a silicone air cleaner base seal.



## 1/2" Steel Hood Pin Kits

Kits include two each: 4" long x 1/2" dia. chrome steel pins, chrome steel scuff plates, clips, and four nuts. Available with flip-over or hairpin-style clips.

Part No.	Description
ALL18512	Kit with 3/16" Dia. Flip-Over Clips
ALL18514	Kit with 5/32" Dia. Hairpin Clips
ALL18513	Kit with 1/4" Dia. Flip-Over Clips



## 1/2" Aluminum Hood Pin Kits

Kits include two each: 4" x 1/2" dia. aluminum pins, aluminum scuff plates, flip over style, 1/4" dia. steel clips, and four nuts. Clip flips over pin and over-center action locks clip in place.

Color	Complete Kit	Pins Only, 1-Pair
Silver (Plain)	ALL18500	ALL18507
Red Anodized	ALL18501	ALL18508
Blue Anodized	ALL18502	ALL18509
Gold Anodized	ALL18503	ALL18510
Black Anodized	ALL18504	ALL18511



## Hood Pin Supports

Supports thread onto hood pins (before installation) and are a good alternative to sections of rubber hose commonly used to support hoods and deck lids. Once supports are in place, a set screw prevents movement. Supports work with Allstar Performance aluminum hood pins and other fully threaded hood pins. Package of 2.



Part No.	Description
ALL18478	3/8"-24
ALL18479	1/2"-20

## Universal Hood Pin Mount

### ALL60067

Universal bracket with 1/4" mounting holes can be bolted on or welded in place. Bracket accepts 1/2" hood pins to secure hood and deck lids along with many other uses. Constructed of .100" steel, bracket has an integrated reinforcing gusset for added strength.



## Hood Pin Mounts

Mounts ease hood pin installation. Choose from threaded boss or tab style.



Part No.	Description	Qty. Per Package
ALL18521	3/8"-24 Hood Pin Boss	2
ALL18520	1/2"-20 Hood Pin Boss	2
ALL60005	1/8" Mounting Tab with 1/2" Hole	4
ALL60006	3/16" Mounting Tab with 1/2" Hole	4



## Metric Brake Rotors

New stock replacement brake rotor includes new bearing races and studs for most intermediate sized Metric chassis cars including Monte Carlo, Grand Prix, and Regal. Rotors measure 10.5" O.D. x 1.03" thick. Bearings and seal not included.



ALL42088

**Note:** Both rotors will work with Allstar metric spindles ALL56318 or ALL56319.

## 1979-81\*

Part No.	Description
ALL42086	Rotor with 5/8"-11 Wheel Studs, 5 on 5" B.C.

\*Outer bearing race has a 1.97" O.D.

### Related Parts for 1979-81 Style Rotor

Part No.	Description
ALL72160	Spindle Nut Kit
ALL72164	Front Hub Dust Cap
ALL72305	Master Bearing and Seal Kit
ALL72128	Hub Seal
ALL72275	Inner Bearing
ALL72277	Outer Bearing



ALL72160



ALL72164



ALL72305

## 1982-88†

Part No.	Description
ALL42087	Rotor with 12mm-1.50 Studs, 5 on 4-3/4" B.C.
ALL42088	Rotor with 5/8"-11 Wheel Studs, 5 on 5" B.C.

†Outer bearing race has a 1.78" O.D.

### Related Parts for 1982-88 Style Rotor

Part No.	Description
ALL72160	Spindle Nut Kit
ALL72164	Front Hub Dust Cap
ALL72306	Master Bearing and Seal Kit
ALL72128	Hub Seal
ALL72275	Inner Bearing
ALL72278	Outer Bearing



ALL72306

## TECH TIP

The term "Metric Chassis" commonly refers to the intermediate line of GM cars built from 1978 through 1988 including the Chevrolet Monte Carlo and Malibu, Oldsmobile Cutlass, Buick Regal, and the Pontiac Grand Prix. These chassis are very similar but they also have some differences. One of the major differences applies to the front steering spindles and brake rotors. There were three different brake rotors used and two different spindles. 1978 year vehicles used a spindle/rotor combination that was a one-year production. 1979-88 vehicles used the same spindle but utilized two different brake rotors. These rotors appear very similar but the 1979-81 use a brake rotor with a larger outer bearing and race than the 1982-88 model years. These rotors may be interchanged but will require the matching outer bearing for proper installation.

## Granada Brake Rotor

Rotor is often used when converting stock Mustang II brake assemblies to 11" O.D. x .875" brake rotors and larger calipers. Rotors include new bearing races and install directly to Mustang II spindles with stock bearings and seals (not included).



ALL42090

Part No.	Description
ALL42090	Rotor w/ 1/2"-20 Wheel Studs, 5 on 4-1/2" B.C.
ALL42091	Rotor w/ 1/2"-20 Wheel Studs, 5 on 4-3/4" B.C.
ALL42089	Rotor w/ 5/8"-11 Wheel Studs, 5 on 5" B.C.

### Related Parts

Part No.	Description
ALL72161	Spindle Nut Kit
ALL72165	Front Hub Dust Cap
ALL72308	Master Bearing and Seal Kit
ALL72126	Hub Seal
ALL72270	Inner Bearing
ALL72274	Outer Bearing



ALL72308

## GM Rear Brake Rotor

### ALL42095

Hat-style brake rotor with 5 on 4-3/4" pattern can be used with ALL42180 and ALL42181 7.5" metric caliper brackets and stock type axles. 11-5/8" vented rotor is .790" thick and has a 2.800" I.D. center indexing hole to work with most metric-style axle flanges with a maximum O.D. of 6".



## GM 7.5" Rear Caliper Brackets

Steel bolt-on brackets are used when converting drum brake equipped 7.5" GM style rear ends to disc brakes. 1/4" thick brackets replace the drum brake backing plates to provide secure mounting for standard intermediate metric calipers (ALL42083 and ALL42084). Use with ALL42095 brake rotor.

Part No.	Description
ALL42180	LH Bracket
ALL42181	RH Bracket



ALL42180 ALL42181

## Rear Caliper Brackets

Made from 1/4" thick steel, brackets fit 3" diameter axle housings and work with 11.75" diameter rotors. Available for many setups.



ALL42102

### Weld-On Brackets

Part No.	Description
ALL42100	Big GM Style, 7" Spacing
ALL42102	GM Metric, 5-1/2" Spacing
ALL42104	Wilwood Dynalite, 5-1/4" Spacing
ALL42108	Wilwood Superlite, 3-1/2" Spacing





## Brake Calipers

Stock-style calipers are perfect replacements on most GM vehicles and will fit up to 1" wide rotor. Metric inlet thread is 10mm x 1.50 pitch. Big GM inlet thread is 7/16"-20.



Part No.	Description
ALL42081	RH 1973-77 Big GM
ALL42082	LH 1973-77 Big GM
ALL42083	RH 1978-87 Metric GM
ALL42084	LH 1978-87 Metric GM

**Note:** We reference RH (right-hand) or LH (left-hand) based on the caliper being mounted behind the rotor, however, all calipers may be mounted on the front or backside of the rotor.

## Rear Disc Brake Kit

### ALL42019

Update and greatly improve braking power by converting standard drum brake rear ends to disc brakes. Universal rotor hat fits 5 on 4-1/2", 5 on 4-3/4", and 5 on 5" bolt patterns. Caliper mounting brackets weld onto 3" axle tubes. Rotor hats will not work with some aftermarket axles. Axles with flanges larger than 5-3/4" must use cast aluminum rotor hats, ALL42128 or ALL42129.



Kit includes rotors (.810" x 11.75"), universal rotor hats, rotor bolt kits, caliper mounting bolts and caliper mounting brackets for GM intermediate metric style calipers (ALL42083 and ALL42084).

**Note:** Kit does not have provisions for parking brake.

## Mustang II Front Disc Brake Kits

Improve the stopping power and safety of cars equipped with Mustang II spindles. Kits include large 11" brake rotors in choice of bolt patterns, caliper mounting brackets, calipers, brake pads, and installation hardware. Brake hose kits ALL42025 or ALL42032 will help complete the installation.



Part No.	Description
ALL42024	Disc Brake Kit Rotors with 1/2"-20 Wheel Studs 5 on 4.50" B.C.
ALL42029	Disc Brake Kit Rotors with 1/2"-20 Wheel Studs 5 on 4.75" B.C.
ALL42030	Disc Brake Kit Rotors with 5/8"-11 Studs 5 on 5" B.C. (Brake Pads Not Included)

## Hanging Brake Pedal Assembly

### ALL41014

Universal brake pedal assembly includes everything to install a new hanging brake pedal and is ideal when relocating older style floor-mounted brake pedal with under floor master cylinder to a more convenient firewall location. Firewall-mounted bracket is pre-drilled to accept Allstar power brake boosters or most manual brake master cylinders and includes a dash support bracket. Multiple pedal mounting holes allow arm to be positioned 5-7/8" to 11-7/8" from firewall mounting plate in 1-1/2" increments for desired pedal placement. Included 3/8"-24 clevis and threaded pushrod may be cut and re-threaded as needed depending on final pedal location.



## 90° Hanging Brake Pedal Assembly

### ALL41013

Universal pedal mount positions the booster and master cylinder under the dash 90° to the firewall for a clean underhood appearance and is ideal for vehicles that simply do not have room in the engine compartment for a booster or master cylinder. Bracket has provisions to accept Allstar power brake boosters or to mount a master cylinder directly to the bracket for manual brake applications. Welding required to mount pedal tab to pedal.



## Universal Floor-Mounted Brake Pedal Assembly

### ALL41015

Pedal assembly is commonly used when converting under-floor standard single reservoir master cylinder to a power, dual reservoir master cylinder brake system. Pedal assembly will accept Allstar 7" and 8" power brake boosters. Pedal arms feature bushings to resist wear and provide years of use. Pedal assembly does not have provisions for a clutch pedal.



ALL41015

\*Universal pedal assembly will work on 1928-32 Fords with modifications

## Power Brake Boosters

Boosters are available in 7" or 8" diameter and fit Allstar brake pedals as well as other aftermarket units. For use with ALL41060-41062 master cylinders. The 7" booster is 3-3/4" deep, the 8" booster is 5-1/2" deep.



Part No.	Description
ALL41005	7", Single Diaphragm, Universal
ALL41006	8", Dual Diaphragm, Universal
ALL41007	'55-64 Chevy, 7", Single Diaphragm, Standard Finish
ALL41008	'55-64 Chevy, 7", Single Diaphragm, Chrome
ALL41009	'55-64 Chevy, 8", Dual Diaphragm, Standard Finish



## Corvette Style Master Cylinders

Dual-reservoir master cylinders have 1" bores and outlet ports on both sides for easy plumbing and installation. Popular master cylinders are used with disc/disc and disc/drum manual or power brake applications. Slotted mounting holes on 3-1/4" centers work well with Allstar brake boosters



ALL41060

Part No.	Description
ALL41060	Cast Iron with 3/8" Ports
ALL41061	Aluminum with 3/8" Ports
ALL41062	Cast Iron with 1/2" and 9/16" Ports

## Big Bore Master Cylinder

### ALL41064

Master cylinder with large 1-1/4" bore works well on vehicles that require increased volume for proper braking or as an option when experiencing excessive pedal travel with standard 1" bore Corvette-style master cylinders. Cast iron master cylinder features a deep hole piston for use with manual or power brakes. Front brake port accepts 3/16" steel brake line with 3/8"-24 inverted flare nut. Rear brake port accepts 1/4" steel brake line with 1/2"-20 flare nut (using included adapter) or 9/16"-18 flare nut by removing adapter.



## Master Cylinder Adapter Fittings

### ALL41012

Fittings adapt master cylinders or combination valves with 1/2"-20 and 9/16"-18 ports to accept 3/16" inverted flare brake line with standard 3/8"-24 fittings. Kit includes one of each fitting.



## Pedal Rod Extensions

Steel extensions have 3/8"-24 threads and are often used to connect the brake pedal to the master cylinder or booster using a female rod end or a clevis.



Part No.	Description
ALL41027	4-3/4" Long Overall with 3" of Male Thread
ALL41028	8" Long Overall with 1" of Male Thread

## Brake Pedal Clevis

### ALL41026

Clevis fastens to the brake pedal arm to accept a threaded rod extension or power brake booster pushrod. Clevis is threaded for a 3/8"-24 rod and has a 3/8" pin.



## Plunger-Style Brake Light Switch

### ALL76253

Popular two-terminal brake light switch found in most vehicles from the 1950's to today. Ideal for most applications, switch is spring loaded to the on position and turns off when contacted by the brake pedal assembly. Switch has 1/2" threads with jam nuts for easy mounting in a bracket, and two .250" blade-type terminals.



## Lever-Style Brake Light Switch

### ALL76250

Switch is commonly used with under-floor mounted brake pedal assemblies when switch can contact the brake pedal arm. Spring-loaded switch is designed to return to the open position and has two #10-32 tapped mounting holes, 5/8" on centers. Designed for easy two-wire connection, one "+" supply and the other to power brake lights or a brake light relay. Switch is rated at 4.5 amps and features two male bullet terminals.



ALL76250

## Pressure-Activated Brake Light Switches

Switch is plumbed into the brake system and is activated by closing the electrical connection with rising brake pressure (60-120 PSI). Designed for easy two-wire connection, one "+" supply and the other to power brake lights or a brake light relay. Switches are rated at 4.5 amps and have 1/8"-27 dry seal mounting threads.



ALL76252

ALL76251

Part No.	Description
ALL76251	Male Bullet Terminals
ALL76252	6-32 Screw Terminals

## Residual Check Valves

Residual check valves hold a small amount of pressure in the brake system to keep the brake system functioning properly while helping to maintain a firm pedal. Maintaining system pressure prevents fluid from returning to the master cylinder when the master cylinder is positioned lower than or close to the same height as the calipers or wheel cylinders. Proper system pressure also keeps piston and wheel cylinder seals expanded, creating a positive seal and brake pads seated against the rotor. Valves include two 3/16" inverted flare fittings.



Part No.	Description
ALL41048	2 lb. for Disc Brakes (Blue)
ALL41049	10 lb. for Drum Brakes (Red)

## Distribution Block with Proportioning Valve and Brake Light Switch

### ALL48037

Distribution block connects brake lines from the master cylinder to front and rear brakes with the added benefit of a rear proportioning valve and built-in pressure-activated brake light switch. The proportioning valve may be adjusted to limit rear brake pressure to help prevent rear brake lock-up. Block ports have 3/8"-24 threads that accept 3/16" inverted flare style fittings. Block includes installation instructions, fittings, pigtail wiring harness, and boot.



## Proportioning Valve

### ALL48025

Adjust front-to-rear brake bias with the twist of a knob. Provides up to 57% reduction. Fitting ports are 1/8"NPT. Valve includes two fittings to adapt to 3/16" brake line. 1"L, 1-3/4"W, and 3-5/16" tall.





## Combination Valves

Multi-purpose valves are used in the brake system to properly distribute fluid to the front and rear brakes, meter the amount of fluid and pressure delivered to each brake, and provide an option to connect a warning light to alert in case of brake failure.



Part No.	Description
<a href="#">ALL41040</a>	Disc/Drum
<a href="#">ALL41042</a>	Disc/Disc

### Related Part

Part No.	Description
<a href="#">ALL41044</a>	Connector for Warning Light

## Bleeder Tool

### ALL41043

Tool temporarily replaces the warning light switch in ALL41040 and ALL41042 combination valves to keep the spool valve centered when bleeding the brake system. When bleeding the brake system, the spool valve may be forced to the front or rear and prevent proper system bleeding.



## Combination Valve Mounting Brackets

Brackets provide a secure mount for combination valves allowing them to be mounted to the frame or directly under the master cylinder providing access to lines and fittings.



Part No.	Description
<a href="#">ALL41045</a>	Horizontal-Mount Bracket
<a href="#">ALL41046</a>	Vertical-Mount Bracket

## Electric Line Lock Kit

Electrically controlled valve engages with a switch, and holds pressure to the front brakes on drag race vehicles. Commonly used to prevent vehicles from rolling once they have staged or during burn outs in the water box. Detailed installation instructions included.



Part No.	Description
<a href="#">ALL48012</a>	Electric Line Lock Master Kit
<a href="#">ALL48013</a>	Electric Line Lock Kit with Fittings
<a href="#">ALL48014</a>	Electrical Hardware Kit

## Inverted Flare Nuts

3/16" and 1/4" flare nuts are used for building custom brake lines. Nuts are available to fit most master cylinders and metering/proportioning valves. Select proper thread size for line used. Colors listed may vary.



Part No.	Size	Color	Qty.
<b>Flare Nuts for 3/16" Brake Line</b>			
<a href="#">ALL50110</a>	3/8"-24	Zinc Plated	10-Pack
<a href="#">ALL50111</a>	3/8"-24	Stainless	10-Pack
<a href="#">ALL50113</a>	7/16"-24	Red	2-Pack
<a href="#">ALL50114</a>	1/2"-20	Green	2-Pack
<a href="#">ALL50115</a>	9/16"-18	Olive	2-Pack
<b>Flare Nuts for 1/4" Brake Line</b>			
<a href="#">ALL50116</a>	7/16"-24	Zinc Plated	10-Pack
<a href="#">ALL50117</a>	7/16"-24	Stainless	10-Pack
<a href="#">ALL50118</a>	1/2"-20	Gold	2-Pack
<a href="#">ALL50119</a>	9/16"-18	Blue	2-Pack

## Steel Brake Line

Steel brake line is available in lengths from 8" to 72" for plumbing brake systems. Standard galvanized zinc coating.



Length	3/16" Line with 3/8"-24 Ends
8"	<a href="#">ALL48048</a>
12"	<a href="#">ALL48050</a>
20"	<a href="#">ALL48052</a>
30"	<a href="#">ALL48054</a>
40"	<a href="#">ALL48056</a>
51"	<a href="#">ALL48058</a>
60"	<a href="#">ALL48060</a>
72"	<a href="#">ALL48062</a>

## Stainless Steel Brake Line

304 Grade stainless steel line has been double annealed for easier bending and flaring. Pre-made lines exceed SAE and DOT requirements and include standard size stainless flare nuts for years of service and show quality finish.



Length	3/16" Line with 3/8"-24 Ends	1/4" Line with 7/16"-24 Ends
8"	<a href="#">ALL48300</a>	<a href="#">ALL48310</a>
12"	<a href="#">ALL48301</a>	<a href="#">ALL48311</a>
20"	<a href="#">ALL48302</a>	<a href="#">ALL48312</a>
30"	<a href="#">ALL48303</a>	<a href="#">ALL48313</a>
40"	<a href="#">ALL48304</a>	<a href="#">ALL48314</a>
51"	<a href="#">ALL48305</a>	<a href="#">ALL48315</a>
60"	<a href="#">ALL48306</a>	<a href="#">ALL48316</a>
72"	<a href="#">ALL48307</a>	<a href="#">ALL48317</a>

## Coiled Tubing

Coiled tubing works great for building custom length brake lines without unions. Tubing is easily cut and flared to desired length. Stainless tubing is 304 grade and double annealed for easy flaring and bending. Coiled tubing does not include flare nuts (sold separately).



Part No.	Description
<a href="#">ALL48040</a>	3/16" Standard Zinc, 25'
<a href="#">ALL48308</a>	3/16" Stainless, 20'
<a href="#">ALL48326</a>	1/4" Standard Zinc, 25'
<a href="#">ALL48318</a>	1/4" Stainless, 20'

## Gravel Guard Brake Line Protector

Guard protects steel and plastic brake lines against possible damage caused by gravel, rocks and other road/track debris. Zinc-coated steel material is placed over tubing or brake line before ends are installed. Sold in 8' long lengths.



Part No.	Description
<a href="#">ALL48330</a>	3/16"
<a href="#">ALL48332</a>	1/4"



### Line Clamps

Choose from rubber cushioned aluminum, nylon or clamp-on aluminum in 3/16" and 1/4".



### 3/16" Line Clamps

Part No.	Description
ALL18300	Rubber Cushioned Aluminum, 10-Pack
ALL18310	Nylon, 10-Pack
ALL18320	Clamp-On Aluminum, 4-Pack

### 1/4" Line Clamps

Part No.	Description
ALL18301	Rubber Cushioned Aluminum, 10-Pack
ALL18311	Nylon, 10-Pack
ALL18321	Clamp-On Aluminum, 4-Pack

### NPT to AN Fittings

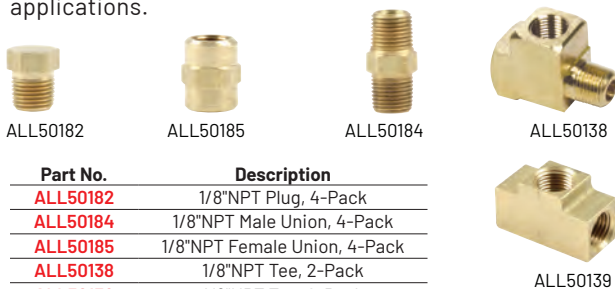
1/8"-27NPT steel fittings are commonly used when connecting braided lines to brake calipers, engine oiling systems, etc.



Part No.	Description
ALL50000	1/8"NPT Male to -3AN Straight, 2-Pack
ALL50001	1/8"NPT Male to -4AN Straight, 2-Pack
ALL50004	1/8"NPT Male to -4AN Straight, Tall
ALL50010	1/8"NPT Male to -3AN 45°
ALL50011	1/8"NPT Male to -4AN 45°
ALL50018	1/8"NPT Male to -3AN 90°
ALL50019	1/8"NPT Male to -4AN 90°
ALL50020	1/8"NPT Male to -3AN 90° Tall
ALL50021	1/8"NPT Male to -4AN 90° Tall
ALL50199	1/8"NPT Female to -3AN
ALL50200	1/8"NPT Female to -4AN

### NPT Fittings


Popular brass 1/8"-27NPT fittings used for a variety of applications.



Part No.	Description
ALL50182	1/8"NPT Plug, 4-Pack
ALL50184	1/8"NPT Male Union, 4-Pack
ALL50185	1/8"NPT Female Union, 4-Pack
ALL50138	1/8"NPT Tee, 2-Pack
ALL50139	1/8"NPT Tee, 2-Pack

### Caliper Fittings

Commonly used in stock-type calipers in place of the banjo fitting and bolt. Fittings allow direct connection to a steel braided line. Fittings are sold in a pack of 2.



Part No.	Description
ALL50029	3/8"-24 to -3AN Straight
ALL50030	3/8"-24 to -4AN Straight
ALL50032	7/16"-20 to -4AN Straight
ALL50035	7/16"-20 to -4AN 90°
ALL50037	10mm - 1.50 to -3AN Straight
ALL50036	10mm - 1.50 to -4AN Straight
ALL50040	10mm - 1.50 to Female 1/8"-27NPT

### Banjo Fittings

Banjo fittings are commonly used with banjo bolts and crush washers in stock-type calipers to allow direct connection of a steel braided line and allow pivoting the line as needed. Fittings are sold in a pack of 2.

Part No.	Description
ALL50060	3/8" to -3AN
ALL50061	3/8" to -4AN
ALL50062	7/16" to -3AN
ALL50063	7/16" to -4AN
ALL50067	10mm to -3AN
ALL50068	10mm to -4AN
ALL50066	10mm to -4AN Extended



### Banjo Bolts

Banjo bolts are a drilled bolt to allow fluid to pass through and are commonly used with banjo fittings and crush washers in stock type calipers to allow direct connection of a steel braided line. Bolts are sold in a pack of 2.

Part No.	Description
ALL50070	3/8"-24
ALL50072	7/16"-20
ALL50076	10mm-1.25
ALL50077	10mm-1.50



### Crush Washers

Crush washers are used when sealing metal to metal contact points of banjo fittings and bolts. Soft material conforms to the irregularities of the sealing surfaces. Washers are sold in a pack of 10.



Part No.	Description
ALL50082	3/8" and 10mm
ALL50080	7/16"



## Bleeder Caps

### ALL50855

Rubber caps keep dirt and moisture out of brake caliper bleeder screw fittings. Caps fit ALL50180 and most other popular small bleeder screws. Package of 10.



## Inverted Flare Fittings

An inverted flare fitting is a common brake fitting designed to withstand the high pressures found in braking systems.



Part No.	Description
ALL50120	3/16" to Male 1/8"-27NPT Straight, 4-Pack
ALL50125	3/16" to Male 1/8"-27NPT 90°, 4-Pack
ALL50127	3/16" to Female 1/8"-27NPT, 4-Pack
ALL50136	3/16" Tee, 2-Pack
ALL50137	3/16" Tee with 1/8"-27NPT Port
ALL50135	3/16" Tee with 1/8"-27NPT Male Nipple on Side
ALL50183	3/16" Plug, 4-Pack
ALL50130	3/16" Union, 4-Pack
ALL50121	1/4" to 1/8"-27NPT Straight, 4-Pack
ALL50129	1/4" to 5/16", 2-Pack
ALL50131	1/4" Union, 4-Pack
ALL50132	5/16" Union, 4-Pack
ALL50133	3/8" Union, 4-Pack

## Master Cylinder Adapter Fittings

### ALL41012

Fittings adapt master cylinders or combination valves with 1/2"-20 and 9/16"-18 ports to accept 3/16" inverted flare brake line with standard 3/8"-24 fittings. Kit includes one of each fitting.



## Brake Bleeder Bottles

Contain the mess of bleeding brakes by capturing fluid in this 16-oz. bottle with a 15" long hose which attaches to most bleeder screws. The removable cap has a built-in fitting to secure the hose during storage to help prevent spills. Choose from a steel lanyard retainer that suspends the bottle from a chassis or suspension component, or a magnet retainer to secure the bottle to a steel object such as a brake drum or rotor during bleeding. ALL11017 has a magnet retainer and a built-in one way check valve for one person brake bleeding.



Part No.	Description
ALL11019	Bottle with Lanyard
ALL11018	Bottle with Magnet
ALL11017	Bottle with Magnet and Check Valve
ALL99435	Replacement Hose

## Bolt-In Adapter Fittings

Bulkhead style aluminum fittings adapt 3/16" inverted flare line to an AN-type fitting. The 9/16" threaded body with attaching nut can be mounted through a C-channel style frame or a chassis tab.



Part No.	Description
ALL50104	3/16" to -3AN
ALL50105	3/16" to -4AN
ALL60092	Weld-On Tabs, 4-Pack

ALL60092

## Clip-In Adapter Fittings

Steel adapter fittings provide a bulkhead style connection to AN lines that can be mounted directly to the chassis by using tabs or brackets and retainer clips. Fittings fit in a 5/8" hole and are sold in a pack of 2.



Part No.	Description
ALL50100	3/16" Inverted Flare to -3AN
ALL50101	3/16" Inverted Flare to -4AN
ALL50102	1/8"-27NPT to -3AN
ALL50103	1/8"-27NPT to -4AN
ALL60029	Bolt-on Tabs 2-Pack
ALL60030	Weld-on Tabs 4-Pack
ALL50150	Retainer Clip 4-Pack

ALL50150




ALL60029

ALL60030

## TECH TIP

### Installation Reference



## D.O.T. Legal

### Brake Hose Kits

Kit includes everything necessary to complete the connection between 3/16" steel brake line and the brake caliper for one axle. Kits include two brake line adapter fittings, steel weld-on tabs, retainer clips, banjo caliper fittings, banjo bolts, crush washers, and 16" DOT approved #3 braided steel hoses.

Part No.	Description
ALL42032	GM Metric Kit with 10mm-1.50 Caliper Bolts
ALL42033	Big GM Kit with 7/16"-20 Caliper Bolts



### Brake Hose Kits

Kit includes everything necessary to complete the connection between 3/16" steel brake line and the brake caliper for one axle. Kits include two brake line adapter fittings, steel weld-on tabs, retainer clips, banjo caliper fittings, banjo bolts, crush washers, and 15" #3 braided steel hoses.

Part No.	Description
ALL42025	GM Metric Kit with 10mm-1.50 Caliper Bolts
ALL42027	Big GM Kit with 7/16"-20 Caliper Bolts

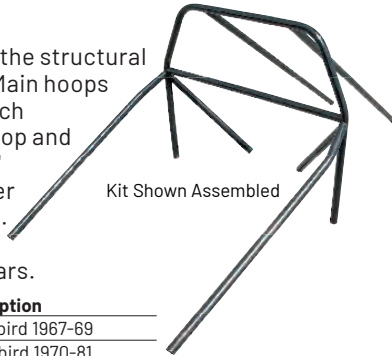




**LENGTHS OVER 8 FT.  
FOR LOCAL PICKUP ONLY**

### 8-Point Roll Bar Kits

Kits increase safety and the structural integrity of the vehicle. Main hoops are custom bent to fit each application precisely. Hoop and bars constructed of .134" mild steel, 1-3/4" diameter tubing. Welding required. Floor plates sold separately for unibody cars.



Kit Shown Assembled

Part No.	Description
ALL22600	Camaro/Firebird 1967-69
ALL22601	Camaro/Firebird 1970-81
ALL22602	Camaro/Firebird 1982-92
ALL22603	Camaro/Firebird 1993-02
ALL22604	Camaro 2010-15
ALL22608	G-Body (Monte Carlo, Cutlass, Regal, Grand Prix) 1978-88
ALL22610	Mustang/Capri 1979-93

### 10-Point Roll Cage Kits

Kits increase safety and the structural integrity of the vehicle. Main hoops are custom bent to fit each application precisely. Hoop and bars constructed of .134" mild steel, 1-5/8" diameter tubing. Welding required. Floor plates sold separately for unibody cars.




Kit Shown Assembled

Part No.	Description
ALL22620	Camaro/Firebird 1967-69
ALL22621	Camaro/Firebird 1970-81
ALL22622	Camaro/Firebird 1982-92
ALL22623	Camaro/Firebird 1993-02
ALL22628	G-Body (Monte Carlo, Cutlass, Regal, Grand Prix) 1978-88
ALL22630	Mustang/Capri 1979-93

### Floor Plates

#### ALL22640

Bolt or weld these steel plates to the floor pan as required by most sanctioning bodies when installing roll bars into unibody cars. Increase the structural integrity and provide a solid mounting point for the roll bar. 6" x 6" plates are 1/8" (.125") thick and may also be used for a variety of other uses including fabricating brackets or mounts. Package of 6.



### Strut Bars

#### ALL22642

Strut bars increase the rigidity and strength of a chassis, eliminating flexing and increased reaction times. Bars can be installed to upgrade existing ten point cage kits or when building a new chassis. Pre-bent to fit a variety of applications, bars are 65" long overall with a 14" leg and constructed from 1-5/8" x .134" wall mild steel tubing.



### Aluminum Flat Stock

6063-T5 aluminum flat stock is ideal for fabricating mounting brackets, etc.



Description	4' Length	12' Length	16' Length
<b>Flat Stock 1" Wide</b>			
1/8" Thick	ALL22250-4	ALL22250-12	ALL22250-16
3/16" Thick	ALL22251-4	ALL22251-12	ALL22251-16

### Aluminum Angled Stock

1" x 1" 6063-T5 aluminum stock is ideal for fabricating mounting brackets, etc.



Description	4' Length	16' Length
1" x 1" x 1/16" Thick	ALL22253-4	ALL22253-16
1" x 1" x 1/8" Thick	ALL22254-4	ALL22254-16
1" x 1" x 3/16" Thick	ALL22255-4	ALL22255-16

### Aluminum Square and Rectangular Tubing

Tubing is 6063-T5 grade alloy with .125" wall thickness. Ideal for fabricating rub rails or building shop, trailer or pit equipment like ladders, pit carts, and tire racks.



Description	4' Length	12' Length	20' Length
<b>Square</b>			
3/4" x 3/4"	ALL22256-4	ALL22256-12	-
1" x 1"	ALL22257-4	ALL22257-12	ALL22257-20
<b>Rectangular</b>			
1" x 2"	ALL22258-4	ALL22258-12	-

### Aluminum Round Tubing


Round 1-1/2" x .083" tubing is 6061-T6 grade alloy which is ideal for building bumpers.



Part No.	Description
ALL22085-4	4' Length
ALL22085-12	12' Length

### Steel Flat Stock


Steel flat stock is ideal for building projects around the shop or creating supports when needed. Standard-grade steel has excellent welding characteristics and is easily cut and shaped.



Description	4' Length	12' Length
1" x 1/8"	ALL22150-4	ALL22150-12
1" x 3/16"	ALL22151-4	ALL22151-12
1-1/2" x 1/8"	ALL22152-4	ALL22152-12
2" x 1/8"	ALL22154-4	ALL22154-12
2" x 3/16"	ALL22155-4	ALL22155-12

### Steel Angled Stock

Steel angled stock is ideal for building projects around the shop or creating supports when needed. Standard-grade steel has excellent welding characteristics and is easily cut and shaped.



Description	4' Length	12' Length
1" x 1" x 1/8"	ALL22156-4	ALL22156-12
1-1/2" x 1-1/2" x 1/8"	ALL22157-4	ALL22157-12
2" x 2" x 1/8"	ALL22158-4	ALL22158-12



**LENGTHS OVER 8 FT.  
FOR LOCAL PICKUP ONLY**

### Mild Steel Tubing

Sold only in pre-cut lengths (4, 7.5, 12, or 20 ft.). Always check wall thickness tolerance before cutting or welding, especially if the car is to be certified. Tubing wall thickness will vary.



#### Round Mild Steel Tubing

Description	4' Length	7.5' Length	12' Length	20' Length
3/8" x .065"	ALL22117-4	ALL22117-7	ALL22117-12	-
1/2" x .065"	ALL22120-4	ALL22120-7	ALL22120-12	ALL22120-20
3/4" x .065"	ALL22124-4	ALL22124-7	ALL22124-12	ALL22124-20
1" x .065"	ALL22128-4	ALL22128-7	ALL22128-12	ALL22128-20
1" x .083"	ALL22129-4	ALL22129-7	ALL22129-12	ALL22129-20
1-1/4" x .083"	ALL22132-4	ALL22132-7	ALL22132-12	ALL22132-20
1-1/4" x .120"	ALL22134-4	ALL22134-7	ALL22134-12	ALL22134-20
1-1/2" x .065"	ALL22136-4	ALL22136-7	ALL22136-12	-
1-1/2" x .083"	ALL22130-4	ALL22130-7	ALL22130-12	-
1-1/2" x .095"	ALL22138-4	ALL22138-7	ALL22138-12	ALL22138-20
1-1/2" x .120"	ALL22137-4	ALL22137-7	ALL22137-12	ALL22137-20
1-5/8" x .120"	ALL22139-4	ALL22139-7	ALL22139-12	-
1-5/8" x .134"	-	ALL22141-7	ALL22141-12	-
1-3/4" x .065"	ALL22144-4	ALL22144-7	ALL22144-12	ALL22144-20
1-3/4" x .095"	ALL22146-4	ALL22146-7	ALL22146-12	-
1-3/4" x .134"	-	ALL22148-7	ALL22148-12	-



#### Round D.O.M. Mild Steel Tubing

Description	4' Length	7.5' Length	12' Length	17' or 20' Length
1" x .120"*	ALL22127-4	ALL22127-7	ALL22127-12	ALL22127-(17 or 20)**
1-1/2" x .083"*	ALL22133-4	ALL22133-7	ALL22133-12	ALL22133-(17 or 20)**
1-1/2" x .095"*	ALL22135-4	ALL22135-7	ALL22135-12	ALL22135-(17 or 20)**
1-5/8" x .120"*	ALL22140-4	ALL22140-7	ALL22140-12	ALL22140-(17 or 20)**
1-3/4" x .095"*	ALL22145-4	ALL22145-7	ALL22145-12	ALL22145-(17 or 20)**
1-3/4" x .120"*	ALL22147-4	ALL22147-7	ALL22147-12	ALL22147-(17 or 20)**

\*Tubing is drawn over mandrel (D.O.M.) and has tighter wall thickness tolerance.

\*\*Length is determined by mill run. Call for availability.



#### Square Mild Steel Tubing

Description	4' Length	7.5' Length	12' Length	20' Length
1/2" x .065"	ALL22160-4	ALL22160-7	ALL22160-12	-
3/4" x .049"	ALL22163-4	ALL22163-7	ALL22163-12	-
3/4" x .065"	ALL22164-4	ALL22164-7	ALL22164-12	ALL22164-20
1" x .083"	ALL22169-4	ALL22169-7	ALL22169-12	ALL22169-20
1-1/2" x .083"	ALL22175-4	ALL22175-7	ALL22175-12	-
2" x .083"	ALL22182-4	ALL22182-7	ALL22182-12	ALL22182-20



#### Rectangular Mild Steel (1018)

Description	4' Length	7.5' Length	12' Length
1" x 2" x .120"	ALL22183-4	ALL22183-7	ALL22183-12
2" x 3" x .083"	ALL22184-4	ALL22184-7	ALL22184-12



**LENGTHS OVER 8 FT.  
FOR LOCAL PICKUP ONLY**

### Round Chrome Moly Steel Tubing (4130N)

Sold only in pre-cut lengths (4, 7.5, 12 ft., etc.). Always check wall thickness tolerance before cutting or welding, especially if the car is to be certified. Tubing wall thickness will vary.



Description	4' Length	7.5' Length	12' Length	17, 19' or 20' Length
1/4" x .035"	ALL22000-4	ALL22000-7	-	-
3/8" x .058"	ALL22005-4	ALL22005-7	-	-
1/2" x .049"	ALL22010-4	ALL22010-7	-	-
1/2" x .058"	ALL22012-4	ALL22012-7	-	-
5/8" x .049"	ALL22015-4	ALL22015-7	-	-
5/8" x .058"	ALL22017-4	ALL22017-7	-	-
3/4" x .049"	ALL22020-4	ALL22020-7	-	-
3/4" x .058"	ALL22022-4	ALL22022-7	-	-
3/4" x .095"	ALL22024-4	ALL22024-7	-	-
3/4" x .120"	ALL22026-4	ALL22026-7	-	-
7/8" x .058"	ALL22030-4	ALL22030-7	-	-
7/8" x .095"	ALL22032-4	ALL22032-7	-	-
1" x .049"	ALL22040-4	ALL22040-7	ALL22040-12	-
1" x .058"	ALL22042-4	ALL22042-7	ALL22042-12	-
1" x .065"	ALL22044-4	ALL22044-7	ALL22044-12	ALL22044-20
1" x .083"	ALL22045-4	ALL22045-7	-	-
1" x .095"	ALL22046-4	ALL22046-7	-	ALL22046-20
1-1/8" x .058	ALL22050-4	ALL22050-7	ALL22050-12	-
1-1/8" x .083	ALL22054-4	ALL22054-7	ALL22054-12	-
1-1/4" x .058	ALL22060-4	ALL22060-7	ALL22060-12	ALL22060-20
1-1/4" x .065	ALL22062-4	ALL22062-7	ALL22062-12	ALL22062-(19 or 20)*
1-1/4" x .083	ALL22061-4	ALL22061-7	ALL22061-12	ALL22061-20
1-1/4" x .095	ALL22063-4	ALL22063-7	ALL22063-12	ALL22063-20
1-1/4" x .120	ALL22064-4	ALL22064-7	-	ALL22064-20
1-3/8" x .058	ALL22070-4	ALL22070-7	-	-
1-3/8" x .095	ALL22072-4	ALL22072-7	-	-
1-1/2" x .049	ALL22079-4	ALL22079-7	-	-
1-1/2" x .058	ALL22080-4	ALL22080-7	-	-
1-1/2" x .065	ALL22082-4	ALL22082-7	ALL22082-12	ALL22082-20
1-1/2" x .083	ALL22084-4	ALL22084-7	ALL22084-12	ALL22084-20
1-1/2" x .095	ALL22086-4	ALL22086-7	ALL22086-12	-
1-5/8" x .083	ALL22090-4	ALL22090-7	ALL22090-12	ALL22090-(19 or 20)*
1-3/4" x .083	ALL22093-4	ALL22093-7	ALL22093-12	ALL22093-(17 or 20)*

\*Length is determined by mill run. Please call for availability.



### Threaded Tubing Ends

Chrome moly 4130 steel tubing ends are ideal for building custom length suspension tubes. Available in RH and LH threads.

Thread Size	Tubing Size	Tube End Insert O.D.	RH Part No.	LH Part No.
10-32	3/8" x .058"	.259"	ALL22500	-
5/16"-24	1/2" x .058"	.384"	ALL22504	-
3/8"-24	5/8" x .058"	.509"	ALL22508	ALL22509
3/8"-24	3/4" x .058"	.634"	ALL22512	ALL22513
1/2"-20	7/8" x .058"	.759"	ALL22518	ALL22519
1/2"-20	1" x .058"	.884"	ALL22522	ALL22523
1/2"-20	1" x .065"	.870"	ALL22526	ALL22527
1/2"-20	1-1/8" x .058"	1.00"	ALL22530	ALL22531
5/8"-18	1" x .058"	.884"	ALL22534	ALL22535
5/8"-18	1" x .095"	.810"	ALL22538	ALL22539
5/8"-18	1-1/4" x .095"	1.060"	ALL22542	ALL22543‡
5/8"-18	1-1/4" x .120"	1.010"	ALL22546	ALL22547‡
3/4"-16	1-1/4" x .065"	1.120"	ALL22548	ALL22549‡
3/4"-16	1-1/4" x .095"	1.060"	ALL22550	ALL22551‡
3/4"-16	1-1/4" x .120"	1.010"	ALL22554	ALL22555‡
3/4"-16	1-3/8" x .095"	1.185"	ALL22558	ALL22559‡

‡Tube end has built-in hex for adjusting.






## Flat Tabs

Mild steel flat tabs have a straight edge and can be welded to round tubing, square tubing, or flat plate.

Part No.	Description	Quantity Per Pack	Thickness	Overall Height	Center of Hole Height	Hole Diameter
ALL60004	1/8" Tab, 5/8" Hole	4	1/8"	2-5/16"	1-11/16"	5/8"
ALL60005	1/8" Tab, 1/2" Hole	4	1/8"	1-7/8"	1-5/16"	1/2"
ALL60006	3/16" Tab, 1/2" Hole	4	3/16"	1-7/8"	1-5/16"	1/2"
ALL60007	1/4" Tab, 3/8" Hole	4	1/4"	2"	1-3/8"	3/8"
ALL60008	1/4" Tab, 1/2" Hole	4	1/4"	2"	1-3/8"	1/2"
ALL60009	1/8" Tab, 1/4" Hole	4	1/8"	1-5/8"	1-1/4"	1/4"
ALL60012	1/8" Tab, 1/4" Hole	4	1/8"	1-7/16"	7/8"	1/4"
ALL60013	1/8" Tab, 3/8" Hole	4	1/8"	1-7/16"	7/8"	3/8"
ALL60018	3/16" Seat Tab	4	3/16"	1-1/2"	7/8"	1/2"
ALL60019	1/4" Seat Tab	4	1/4"	1-1/2"	7/8"	1/2"
ALL60020	Window Frame Tab	10	1/16"	1"	3/4"	3/16"
ALL60021	Window Frame Tab	10	1/16"	3/4"	1/2"	3/16"
ALL60022	Bumper Tab	4	1/8"	1-1/4"	15/16"	1/4"
ALL60076	Chassis Tab	4	1/8"	1-3/4"	1-3/16"	3/8"
ALL60030	Mounting Tab	4	.100"	1-1/4"	3/4"	5/8"
ALL60090	Mounting Tab	4	.100"	1-1/4"	3/4"	3/8"
ALL60091	Mounting Tab	4	.100"	1-1/4"	3/4"	7/16"
ALL60092	Mounting Tab	4	.100"	1-1/4"	3/4"	9/16"



## Radius Tabs

Mild steel radius tabs have a contoured edge to fit various sizes of round tubing.

Part No.	Description	Quantity Per Pack	Thickness	Overall Height	Center of Hole Height	Hole Dia.
ALL60000	3/16" Tab, No Hole	4	3/16"	2-3/8"	-	-
ALL60001	3/16" Tab, 3/8" Hole	4	3/16"	2-3/8"	1-3/4"	3/8"
ALL60002	3/16" Tab, 1/2" Hole	4	3/16"	2-3/8"	1-3/4"	1/2"
ALL60003	1/8" Tab, 1/4" Hole	4	1/8"	2"	15/16"	1/4"
ALL60010	1/8" Tab, 1/4" Hole	4	1/8"	1-1/8"	9/16"	1/4"
ALL60011	1/8" Tab, 3/8" Hole	4	1/8"	1-1/8"	9/16"	3/8"



## Body Brace Tabs

Mild steel tabs have built-in gussets for added support. Choose tabs that mount parallel or perpendicular to tubing. Package of 4.

Part No.	Description	Thickness	Overall Height	Center of Hole Height	Hole Dia.
ALL60014	Round Tube, 1/4" Hole	1/8"	1-1/2"	1"	1/4"
ALL60015	Round Tube, Slotted	1/8"	1-1/2"	7/8"	1/4" x 3/4"
ALL60016	Round Tube, 3/8" Hole	1/8"	1-3/4"	1-1/4"	3/8"
ALL60017	Round Tube, 1/2" Hole	1/8"	1-3/4"	1-1/4"	1/2"
ALL60041	Round Tube, 1/4" Hole	1/8"	1-3/4"	1-1/4"	1/4"
ALL60086	Round Tube, 1/4" Hole	.085"	1-7/16"	1-15/16"	1/4"
ALL60087	Round Tube, 1/4" Hole	1/8"	1-7/16"	1-15/16"	1/4"
ALL60024	Flat Mount, 3/8" Hole	.085"	1-9/16"	7/8"	3/8"
ALL60027	Flat Mount, 1/4" Hole	3/16"	1-9/16"	7/8"	1/4"



## Universal Hood Pin Mount

### ALL60067

Universal bracket with 1/4" mounting holes can be bolted on or welded in place. Bracket accepts 1/2" hood pins to secure hood and deck lids along with many other uses. Constructed of .100" steel, bracket has a built-in reinforcing gusset for added strength.



## Universal Chassis Bracket

### ALL60068

Universal gusseted bracket is 3/16" thick and welds on for many uses including engine and body mounts. Bracket is 2-1/4" wide x 3-1/4" long and has a 1/2" hole located 1" from the end of the bracket.



## Universal Mounting Bracket

### ALL60072


Universal formed bracket is 1/8" thick and welds on for many uses, including a body mount when modifying or fabricating chassis or as a rear engine mount bracket when used with rear motor mounts. Bracket is 2-1/4"W x 6-1/2"L and may be drilled for a variety of uses.





### Tubing End Caps

Steel end caps weld to the end or inside of tubing to provide a clean look, prevent sharp exposed edges, and seal tubes to keep out dirt and debris. Caps are commonly used on ends of bumpers, to fill existing holes in frames, and as a flat gusset when butt joining sections of square or rectangular tubing. Package of 10.



Part No.	Description	Thickness
<b>Round End Caps</b>		
ALL22280	7/8" O.D.	.125"
ALL22285	1" O.D.	.125"
ALL22281	1-1/4" O.D.	.125"
ALL22286	1-3/8" O.D.	.125"
ALL22282	1-1/2" O.D.	.125"
ALL22283	1-5/8" O.D.	.125"
ALL22287	1-11/16" O.D.	.125"
ALL22284	1-3/4" O.D.	.125"
<b>Square End Caps</b>		
ALL22290	1" x 1"	.085"
ALL22291	1-1/2" x 1-1/2"	.085"
ALL22292	2" x 2"	.085"
<b>Rectangle End Cap</b>		
ALL22294	2" x 3"	.085"

### Gussets

Gussets add support and strength to tubing joints when building roll cages or chassis mounts. Solid, one or three hole gussets are 1-7/8" tall x 1/8" thick.



Description	10-Pack	100-Pack
Solid	ALL22192	ALL22192-100
With One Hole	ALL22194	ALL22194-100
With Three Holes	ALL22196	ALL22196-100

### Wrap-Around Gussets

Gussets fit 1.50" to 1.75" tubing and can be used to join tubing from 70° to 110°. Wrap-around gussets are 1/16" thick and provide more support and rigidity than a standard flat gusset.



Part No.	Description
ALL22199	10-Pack
ALL22199-50	50-Pack

### Upper Coil-Over Shock Mount Kit

Weld-in kit provides a mounting point for rear coil-over shock mounts on tube, boxed, or stock frames with up to 48" between frame rails. Great for drag racing and street applications, kit includes a 48" long, .120" wall x 1-1/2" mild steel tube, reinforced mounting tabs, 2" x 3" end plates and 1/2" hardware.



### Weld-On Shock Brackets

Weld-on shock brackets mount standard and coil-over shocks with 1/2" I.D. inner bushing or 1/2" rod end to chassis as well as many other uses. 1/8" thick mild steel brackets include 1/2" bolt, spacer, and locknut.

### Notched Tube Mount

Bracket is notched for 1-1/2" - 1-3/4" round tubing to create a gusset style mount that welds on three sides. Notched design positions the bracket perpendicular to the tubing at a 90° angle for straight mount and approximately a 75° angle for angled mounts.

#### Straight Mount



Part No.	Description
ALL60103	Short Single
ALL60104	Long Single

#### Angle Mount



Part No.	Description
ALL60100	Left-Hand Single
ALL60101	Right-Hand Single

### Round Tube Mount

Bracket welds parallel onto tubing. Typically mounted above or below tubing and includes 1/2" shock mounting hardware.



### Flat Mount

Bracket mounts to a flat surface or square tubing.



### Chassis Tie-Down Brackets

Steel brackets weld to chassis and provide a secure mounting location to hook a tie-down strap or winch cable. Package of 2.



### Transmission Mount Bracket

May be welded to chassis to support manual or automatic transmissions. Steel bracket is 1/8" thick with 1" x 7/16" slots for mounting bolts.





### Driveshaft Loop

#### ALL69000

Universal driveshaft loop contains the driveshaft if a yoke or U-joint fails. Loop is 1/4" thick x 2" wide mild steel and fully adjustable to fit most cars.



### Driveshaft Loop

#### for 1979-2004 Mustangs

#### ALL69006

Driveshaft safety loop bolts-on to help retain the front of the driveshaft in the event of a U-joint or other drivetrain component breakage. Black epoxy-coated, all-steel loop includes mounting hardware and complete instructions. Loop is designed to fit inside factory tunnel and work with most driveshafts up to 4" in diameter.



### Unwelded Driveshaft Loop

#### ALL69004

Made from 3/16" flat steel, loop is 9-1/2" tall, 5-1/2" wide with a 16" wide mounting strap that can be cut and welded for each installation.



### 180° Driveshaft Loop

#### ALL69002

Pre-bent 1" diameter x .083" wall mild steel tubing is designed for chassis-style cars to help retain the driveshaft in the event of a U-joint failure. Loop is 10" tall overall and has a 5" I.D.



### Ford 9" Truss Support

#### ALL68330

Weld-on support adds strength to rear axle housing and reduces unwanted flex during extreme torque. Constructed of 12-gauge (.108") steel. 36" L x 2" W.



### Leaf Spring Pad

#### ALL56126

Steel pad welds to 3" diameter rear end axle tube when mounting rear end to most leaf springs. Pad is 2-1/2"W by 5-3/4"L and has a 5/8" center pilot hole. Sold each.



### Round Tank Brackets (Bottle Mounts)

Hinged brackets are uniquely designed to simplify tank installation and removal. Offered in a wide variety of sizes to fit many applications including NOS and fire bottles. Brackets are 1/2" wide and feature a flat bottom with 2-1/2" bolt spacing. Use in conjunction with chassis brackets (ALL14450-14459) when mounting to round chassis tubing.



Size	Polished	Black
2.00"	ALL14408	ALL14409
4.00"	ALL14414	ALL14415
4.25"	ALL14418	ALL14419
4.375"	ALL14422	ALL14423
5.25"	ALL14430	ALL14431
6.90"	ALL14436	ALL14437



### Neck Mount Brackets

Two-piece aluminum bottle mounting brackets are designed for 1.525" diameter necks and accept ALL14450-14459 chassis brackets. Brackets are 1/2" wide.



Part No.	Description
ALL14474	Polished Bracket
ALL14475	Black Bracket

### Chassis Brackets (Base Mounts)

2-piece brackets clamp to chassis tubing and accept round tank brackets (ALL14402-14431) to complete your mounting needs. 2-1/2" bolt spacing. Mounting base is 1/2" wide.



Size	Polished	Black
1.00"	ALL14450	ALL14451
1-1/4"	ALL14452	ALL14453
1-1/2"	ALL14454	ALL14455
1-5/8"	ALL14456	ALL14457
1-3/4"	ALL14458	ALL14459

### Accessory Clamps

Aluminum two-piece clamps are ideal for mounting small parts and accessories or creating an adjustable clamp-on mount for supporting body or roof panels. Clamps are 1/2" wide and include two 1/4" button head fasteners.



Size	With 1/4"-20 Mount	With 1/4"-20 Mount and a 1/4" Through Hole
1"	ALL10455	ALL10485
1-1/4"	ALL10456	ALL10486
1-3/8"	ALL10457	ALL10487
1-1/2"	ALL10458	ALL10488
1-5/8"	ALL10460	ALL10489
1-3/4"	ALL10459	ALL10490



## Oil Eater Degreaser

The cleaner/degreaser that really works! We can't say enough about this cleaner; it can be used as a pre-wash on greasy clothing, to clean engine components, transmission cases and engine compartments, and is even strong enough to clean the shop and trailer floors! You won't be disappointed! Cleaner is non-toxic, non-corrosive and biodegradable so it is safe for the environment.



ALL78211 ALL78213

Part No.	Description
ALL78213	32-oz. Spray Bottle
ALL78211	1-Gallon Container

## Air Filter Cleaner

### ALL78222

Spray solution directly onto dirty air filter. Allow a brief time to soak, 5-10 minutes, then rinse clean with water. For use with Allstar washable air filter elements. Plastic 24-oz. bottle.



## Plexus Cleaner

### ALL78200

Plexus cleaner is formulated to clean and protect clear and colored plastics. Unlike conventional waxes, Plexus cleans as it polishes and actually seals the pores of plastic, making small scratches less visible. Dries without streaks or smears. Excellent for polycarbonate windows on race cars. 13-oz. can.



Ground  
Shipment  
Only

## Novus Plastic Cleaner and Polish

Novus plastic polish will restore the finish of plastics, including polycarbonate windows and windshields. Offered in three formulas.

### Cleaner 1

#### ALL78201

Gently cleans all plastics without scratching. Leaves a lustrous shine that resists fogging, repels dust, and eliminates static. 8-oz. spray bottle.



### Polish 2

#### ALL78202

Removes fine scratches, haziness, and abrasions from most plastics. With repeated use, polish 2 will restore faded and discolored plastics. 8-oz. squeeze bottle.



### Polish 3

#### ALL78203

Removes heavy scratches and abrasions from most acrylic surfaces. Requires both #1 and #2 polishes for final finishing. 8-oz. squeeze bottle.



## Multi-Purpose Absorbent

### ALL12035

Organic material is a dust-free alternative when cleaning up spills. Sprinkle product on spills and sweep up. 5-lb. resealable bag.



## Cleaning Wipes

Disposable wipes are great for cleaning hands when washing is not an option. Perfect for use after fueling vehicles, making roadside repairs or even as a pre-clean to remove stubborn grease. Durable textured wipes are pre-moistened, citrus scented, and enriched with aloe and vitamin E to deep clean and promote soft skin. Resealable package prevents product from drying out.



Part No.	Description
ALL12016	30-Ct. Pop-Up Dispenser
ALL12017	60-Ct. Pop-Up Dispenser

## Scott Rags

### ALL12005

Multi-purpose cloth-like disposable towels are perfect for shop and trailer. 10" x 12" towels are packaged in a 200-ct. box with pop-up dispenser. Mount to shop or trailer wall with ALL12220 holder.



## Shop Towels

### ALL12006

Shop towels are much heavier than standard paper towels and work great for numerous tasks around the shop or track. Rolls contain 60 individually perforated 11" x 9-1/2" disposable sheets.



## Towels

Soft, absorbent terry cloth towels can be used for polishing, wiping up spills, or general detailing. Shop towels belong in every tool box as well as in the shop, garage, or trailer.



Part No.	Description
ALL12010	Red Shop Towels, 25-Pack
ALL12011	White Shop Towels, 25-Pack
ALL12012	White Terry Towels, 12-Pack

## Microfiber Towels

### ALL12008

12" x 12" terry microfiber towels are great for polishing, cleaning, and many other uses around the shop or when detailing a vehicle. Different color towels keep jobs separated and help eliminate cross contamination between various polishes or cleaners. Package of 3.





## Allstar Apron

### ALL99962

Black cloth apron has pockets to keep tools close at hand. Reverse apron to place pockets on the inside when grinding tires. Adjustable strap allows one size to fit all.



## Aluminum Tank Radiators

Excellent quality at an affordable price. Filler necks are machined, not stamped, and tanks are furnace brazed, not epoxied, eliminating two prime sources of leakage. The lightweight 1" tubes, arranged in two rows, offer outstanding cooling in race cars, off-road vehicles and street machines.

### Single Pass

1-1/2" inlets and 1-3/4" outlets have beaded hose fittings.

	Core WxH	Overall
<b>GM</b>		
ALL30010	17" x 18"	22" x 19"
ALL30011	19" x 18"	24" x 19"
ALL30012	21" x 18"	26" x 19"
ALL30014	23" x 18"	28" x 19"
ALL30016	26" x 18"	31" x 19"
ALL30042	23" x 15"	28" x 16"
<b>Ford</b>		
ALL30020	17" x 18"	22" x 19"
ALL30021	19" x 18"	24" x 19"
ALL30022	21" x 18"	26" x 19"
ALL30024	23" x 18"	28" x 19"
ALL30026	26" x 18"	31" x 19"
ALL30043	23" x 15"	28" x 16"



ALL30012



ALL30022

## Direct Fit Radiators

Aluminum direct-fit radiators provide increased cooling over original copper radiator. Designed for performance vehicles, features include machined billet aluminum filler necks, fully welded construction and two rows of large 1" tubes properly spaced for maximum airflow and cooling on the street, even at lower speeds. Built-in automatic transmission coolers. O.E. fan shrouds may require modification for installation.



ALL30300

Part No.	Description
ALL30300	1967-69 GM F-Body (Camaro and Firebird) PS Outlet, DS Inlet, 31"W x 19-1/2"H Overall, 23"W x 18"H Core
ALL30301	1970-81 GM F-Body (Camaro and Firebird) PS Outlet, DS Inlet, 26"W x 19-1/2"H Overall, 20-1/2"W x 18"H Core
ALL30302	1982-92 GM F-Body (Camaro and Firebird) PS Outlet, DS Inlet, 30"W x 19-1/2"H Overall, 24-1/2"W x 18"H Core
ALL30304	1968-77 GM A-Body (Chevelle, Cutlass, LeMans) PS Outlet, DS Inlet, 34"W x 19-1/2"H Overall, 28-1/2"W x 18"H Core
ALL30306	1966-80 Mopar DS Outlet, PS Inlet, 29"W x 19-1/2"H Overall, 22-1/2"W x 18"H Core
ALL30308	1964-66 Mustang PS Outlet, PS Inlet, 19-3/4"W x 21"H Overall, 18"W x 16"H Core
ALL30310	1979-93 Mustang DS Outlet, PS Inlet, 29-3/4"W x 19-1/2"H Overall, 24-1/2"W x 18"H Core

## 1955-56 Chevy Aluminum Radiator

### ALL30005

A direct replacement for all 1955-56 Chevy passenger cars with six-cylinder engines, also ideal for 1955-57 Chevy V8's with long-style water pumps. Radiator has mounting brackets that position it in front of the core support bar, two rows of 1" tubes, furnace-brazed tanks, a machined billet filler neck with overflow fitting, drain petcock, 1/2"NPT bung for additional temperature sender/switch, and mounting clips. The built-in automatic transmission cooler has 1/4"NPT fittings. 23-1/4"H x 23-1/4"W. Core width is 22".



## 1957 Chevy Aluminum Radiator

### ALL30007

A direct replacement for all 1957 Chevy passenger cars with six-cylinder engines, also ideal for V8's with long-style water pumps that require additional space between engine and radiator. Radiator features mounting brackets that position the radiator in front of the core support bar, two rows of 1" tubes, furnace-brazed tanks, a machined billet filler neck with overflow fitting, drain petcock, 1/2"NPT bung for additional water temperature sender/switch, and mounting clips. The built-in automatic transmission cooler has 1/4"NPT fittings. 23-1/4"H x 23-1/4"W. Core width is 22".



## 1955-57 Chevy Aluminum Radiator

### ALL30006

A direct replacement radiator for all 1955-57 Chevy passenger cars with a V8 engine using a short-style water pump. Radiator has mounting brackets that position it behind the core support bar, two rows of 1" tubes, furnace-brazed tanks, a machined billet filler neck with overflow fitting, drain petcock, 1/2"NPT bung for additional temperature sender/switch, and mounting clips. The built-in automatic transmission cooler has 1/4"NPT fittings. 23"H x 24-1/2"W. Core width is 22".



## Radiator Fin Tool Kit

### ALL10680

Handheld tool straightens and repairs damaged fins in most radiators, coolers, and air conditioning condensers. Repairing damaged fins provides better airflow through core, increasing cooling ability. Six interchangeable heads in 13, 15, 16, 17, 18, and 20 fins per inch.





## Radiator Caps

Radiator caps are an often-overlooked component of the cooling system that should be checked and replaced often. Higher cooling system pressure raises the boiling point of coolant to help reduce the risk of overheating. Caps allow coolant to exit the cooling system into an overflow or recovery bottle as coolant heats and expands. Recovery-style caps work when the overflow hose is properly connected to the recovery bottle, as the system cools, coolant from the recovery bottle will be drawn back into the radiator to keep the cooling system full. Standard diameter caps fit 2-1/8" O.D. x 3/4" deep necks, and small diameter caps fit 1-5/8" O.D. x 5/8" deep necks (dimensions are approximate)



ALL30129



ALL30136

Part No.	Description	Pressure
<b>Standard Diameter Caps (2-1/8")</b>		
ALL30132	14-18psi	
ALL30133	14-18psi w/ Lever	
ALL30134	18-22psi	
ALL30130	18-22psi w/ Lever	
ALL30136	20-24psi	
ALL30131	20-24psi w/ Lever	
ALL30129	28-32psi	
<b>Small Diameter Caps (1-5/8")</b>		
ALL30124	14-18psi	
ALL30125	18-22psi	
ALL30126	28-32psi	

\*Warning: High-pressure radiator caps are made for use on race vehicles only. Do not use these caps on passenger vehicle cars with stock-type radiators. It is recommended to pressure test the complete cooling system to the maximum level of pressure indicated on the cap. Failure to test cooling system to the proper pressure prior to installing the cap may result in damage to the cooling system and/or bodily injury.

## Billet Aluminum Radiator Cap


### ALL30139

Polished billet aluminum cover is permanently pressed onto a 16-lb. recovery-style radiator cap for enhanced appearance within any engine compartment. Cap is a suitable choice for most street-driven vehicles.



## Fan Shrouds

Allows fan to pull more air through the radiator for increased cooling. Aluminum and impact-resistant plastic shrouds fit fans up to 17" diameter. Radiator size reference is based on outside tank dimension.



Part No.	Radiator Size*	Shroud Width	Shroud Depth	Max Fan Dia.
<b>Fits Allstar Radiators</b>				
ALL30107	22"	17-3/8"	9-3/4"	15"
ALL30112	24"	19"	9-3/4"	15"
ALL30109	26"	20-3/4"	9-3/4"	17"
ALL30110	28"	23"	9-3/4"	17"
ALL30115	31"	25-3/4"	9-3/4"	17"
<b>Fits Griffin Radiators</b>				
ALL30106	26"	21-1/8"	11"	17"
ALL30108	28"	23"	11"	17"
ALL30111	31"	26-1/4"	11"	17"
<b>Fits Howe Radiators</b>				
ALL30114	26"	22-1/2"	11"	17"
ALL30116	28"	24"	11"	17"
ALL30111	31"	26-1/4"	11"	17"

\*Radiator size reference is based on outside tank dimension.

## Aluminum Electric Fan Shrouds

Aluminum shrouds are designed to work with electric fans mounted as a puller behind the radiator. Special air release flaps allow additional airflow to pass through the core and shroud as the vehicle is moving, and close to allow fan to draw air through the core of the radiator at rest. Dimensions are overall including a 1/2" top and bottom mounting flange and all pans are 1" deep.



ALL30062



Fan Sold Separately

Part No.	Description
ALL30060	16-3/4" x 18-3/4" Single 16" Fan
ALL30061	Camaro/18-3/4" x 18-3/4" Single 16" Fan 1970-81
ALL30062	20-3/4" x 18-3/4" Single 16" Fan
ALL30063	25-3/4" x 18-3/4" Single 16" Fan
ALL30064	25-3/4" x 18-3/4" Dual 12" Fans

## Curved Blade Electric Fans

Electric fans require very little amperage and are suitable for use in race car or tow vehicle. Fans are set up as "puller" units, mounted behind the radiator. By flipping blades, reversing wires, and mounting in front of radiator, fans will operate in "pusher" configuration. Each unit includes a mounting kit.



Part No.	Description
ALL30070	10", 775 CFM
ALL30072	12", 925 CFM
ALL30074	14", 1530 CFM
ALL30076	16", 1980 CFM
ALL30085	Replacement Mounting Kit

## Molded Nylon Fans

Lightweight 6-blade fans are economical and very durable. Universal bolt pattern with a 5/8" pilot hole.



Part No.	Description
ALL30091	14" Dia.
ALL30092	15" Dia.
ALL30093	16" Dia.
ALL30094	17" Dia.
ALL30095	18" Dia.



## Reinforcement Plate for Nylon Fans

### ALL30079

Plate installs beneath the mounting hardware to strengthen fan mounting location and prevent hardware from damaging the fan.



## 6-Blade Fans

Heavy-duty, 27° 6-blade fans, available with aluminum or steel blades, can move the volume of air needed to keep race engines cool. Universal bolt pattern with a 5/8" pilot hole.



ALL30074

Part No.	Description
ALL30096	15" Dia. Aluminum Blades
ALL30097	17" Dia. Aluminum Blades
ALL30102	15" Dia. Steel Blades
ALL30103	17" Dia. Steel Blades
ALL30100	18" Dia. Steel Blades

## GM Style 4-Blade Steel Fan

### ALL30099

Steel 4-blade fan is a direct replacement for the popular GM 4-blade fan. Fan features a 60° blade design, a universal bolt pattern with a 5/8" pilot hole, and weighs approximately 3 lbs. Small-diameter flat washers included for proper installation.



### Tech Tip:

This four blade fan was originally designed for use in O.E. production vehicles. When this fan is used in high-performance applications it is recommended that fan and mounting fasteners be inspected as a part of regular vehicle maintenance.

## 4-Blade Steel Fans

Steel high RPM fans are available in 15", 18", or 19". All have a universal bolt pattern with a 5/8" pilot hole. Riveted reinforcement plate adds strength and high pitch 32° blades increase airflow. Painted black to resist corrosion.



Part No.	Description
ALL30104	15" Dia.
ALL30105	18" Dia.
ALL30101	19" Dia.



## Fan Spacer Kits

Fan spacers position fan closer to radiator or fan shroud and away from pulleys. 1-1/2" and larger spacers are uniquely designed allowing spacer to remain bolted to water pump while changing fans. Aluminum spacers include 3/4" to 5/8" water pump shaft reducer bushing, four Allen bolts to secure spacer to water pump, and four hex bolts with washers to secure fan to spacer. Spacers work with 1-3/4" bolt circle flanges only.



ALL30182

ALL30186

Part No.	Description
ALL30180*	1/2"
ALL30182*	1"
ALL30184	1-1/2"
ALL30192	3-1/2"
ALL30186	2"
ALL30188	2-1/2"
ALL30190	3"
ALL99027	Replacement Reducer Bushing (5/8" to 3/4")

## Aluminum SB Chevy "Short-Style" Water Pump

### ALL31100

Popular "short-style" water pump that was originally used on pre-1969 small block Chevrolets. Pumps are built using all-new components and an aluminum body for added weight savings over original cast iron pumps. Pump features a 3/4" main shaft and bearings with a 5/8" pilot and a billet steel hub drilled for both small and large fan bolt patterns, making this a good choice for street and mild performance vehicles. Block mount to fan hub dimension is 5-5/8". This pump is not recommended for use with mechanical fans over 5,000 RPM. Above this RPM, use the ALL31105 pump with a 3/4" shaft/bearing.



**Note:** Water pump may need to be clearanced for use with 8" dampers.

## Aluminum SB Chevy "Corvette Style" Water Pumps

This aluminum version of "Corvette style" water pump was originally used on 1971-82 small block Chevrolet Corvette, but is now used throughout the motorsports industry. Pump is built using all-new components and an aluminum body for added weight savings over original cast iron pumps. Pump features a 3/4" main shaft and bearings with a 3/4" pilot and a billet steel hub that has a set screw retainer for use on higher RPM applications. Block mount to fan hub dimension is 5-13/16".



ALL31105



ALL31106

Part No.	Description
ALL31105	Water Pump
ALL31106	Water Pump with 3/8"NPT Bypass Ports and Cam Stop Hardware

**Note:** Water pumps may need to be clearanced for use with 8" dampers.



## Water Pump Spacer Kits

Kits provide additional clearance needed for belt or gear drive timing systems. Gaskets are included.



ALL31072

Part No.	Description
ALL31070	1/8"
ALL31071	1/4"
ALL31072	3/8"
ALL31073	1/2"
ALL87230	Replacement Gaskets

## LS Electric Water Pump

### ALL31122

Designed to fit LS Gen III/IV engines, this block-mounted electric water pump features a high-flow electric motor that is perfect for high-performance applications. Equipped with -20AN O-ring inlet and outlet. Machined from 6061 T6 billet aluminum and black anodized for corrosion resistance.



## GM LS Coolant By-Pass/Crossover Plugs

### ALL31170

Plugs provide a location to bleed air from cooling system of most GM LS engines. Replace factory original plugs or use in place of factory crossover steam tubes. Kit includes two plugs with O-rings.



## Pulley Shim Kits

Use shim kits to properly align pulleys. Water pump shims have dual bolt hole pattern to fit most GM and Ford water pumps. Crank pulley spacers are for small block Chevys.



ALL31064

Part No.	Description
ALL31064	Water Pump, 1/16", 1/16", 1/8" (3 Shims)
ALL31066	Crankshaft, 1/16", 5/64", 1/8" (3 Shims)

## Polished Water Necks

Aluminum water necks fit most Chevrolet V8's. Two-piece design necks swivel 360° to accommodate LH and RH radiator inlets. An O-ring seal and two chrome-plated socket-head cap screws are included.



ALL30170



ALL30172



ALL30171

Part No.	Description
ALL30170	90° Neck
ALL30173	75° Neck
ALL30171	45° Neck
ALL30172 <sup>†</sup>	Straight Neck

## Related Parts:

Part No.	Description
ALL99136	Replacement O-Ring

<sup>†</sup>One-Piece Fixed Neck

## SB Ford Chrome Plated Water Neck

### ALL30174

Cast aluminum 45° water neck fits small block Ford. Includes an O-ring for sealing the base flange and two hex head bolts.



## Billet Aluminum Swivel Water Necks

Billet aluminum water necks fit most Chevy V8's, accept most standard thermostats, and swivel a full 360° to simplify connection of LH or RH radiator hoses to engine. Black anodized finish helps protect against corrosion. Stainless steel hardware and an O-ring for sealing the base of the water neck to engine are included.



ALL30370

Part No.	Description	Part No.	Description
ALL30370	1-1/2"	ALL30372	-16AN
ALL30371	1-3/4"	ALL30373	-20AN

## Billet Water Neck Spacer

### ALL30375

Billet aluminum spacer fits between intake manifold and water neck, providing connection options for temperature senders or additional water lines. 1" tall spacer fits most Chevy V8's. Includes four 1/2"NPT ports with plugs and an O-ring seal on one side, eliminating the need for a gasket.



## Inline Thermostat Housing

### ALL31160

Black anodized aluminum inline thermostat housing fits GM-style thermostats. Use with 1.5" hose size.



## Upper Radiator Hose Kit

### ALL30260

Upper hose kit eliminates the concern of the upper hose collapsing and fits a variety of radiator widths. 1-1/2" hose kit includes a 90° steel tube and two silicone hoses.



## Billet Aluminum Hose Clamps

Billet aluminum clamps provide a lightweight finished look for securing popular standard and silicone-style radiator hoses.



Part No.	Description
ALL18326	Clamp for 1-1/2" I.D. Hose
ALL18327	Clamp for 1-3/4" I.D. Hose

## T-Bolt Band Clamps

Stainless steel band clamps provide a better sealing option over traditional hose clamps in performance applications. Clamps feature a 3/4" wide band and are sold in pairs.



Part No.	Description
ALL18345	Clamp for 1-1/2" I.D. Hose
ALL18347	Clamp for 1-3/4" I.D. Hose





## Radiator Hoses


Two-ply coolant hose is flexible and adapts to a variety of applications. Abrasion-resistant cover will not crack or harden.



Part No.	Description	Part No.	Description
1-1/2" I.D. Upper Hose		1-3/4" I.D. Upper Hose	
ALL30200	12"	ALL30220	11"
ALL30202	14"	ALL30222	13-1/2"
ALL30204	15-1/2"	ALL30224	16-1/2"
ALL30206	17"	ALL30226	19"
ALL30208	20"	ALL30228	23-1/2"
ALL30210	22"	<b>Hose Clamps (2-Packs):</b>	
ALL30212	25" Hose	ALL18334	Clamps, Upper
ALL30214	30" Hose	ALL18336	Clamps, Lower

## Hose Clamps

Heavy-duty all stainless steel clamps are easily tightened with a deep-slot hex-head screw. Superior to standard hardware store clamps. For best connection, select the clamp which fits within the range of hose O.D.



Part No.	Min Hose O.D.	Max Hose O.D.
<b>2-Pack</b>		
ALL18330	1/4"	5/8"
ALL18332	1/2"	1-1/8"
ALL18334	1"	2"
ALL18336	1-5/16"	2-1/4"
ALL18338	1-9/16"	2-1/2"
ALL18340	1-5/8"	3-1/2"
ALL18342	2-5/8"	4-1/2"
<b>10-Pack</b>		
ALL18330-10	1/4"	5/8"
ALL18332-10	1/2"	1-1/8"
ALL18334-10	1"	2"
ALL18336-10	1-5/16"	2-1/4"
ALL18338-10	1-9/16"	2-1/2"

## Power Grip Clamps

Gates Power Grip Clamps seal when heated with a standard heat gun, forming a tight band around standard rubber and silicone coolant hoses to provide a secure connection, even under harsh race conditions. Installed clamps provide a smooth, flush fit around hoses and eliminate exposed sharp edges associated with standard hose clamps. Select the band clamp which fits within range of hose O.D. for best connection. Sold each.



Part No.	Min Hose O.D.	Max Hose O.D.
ALL30250	1/2"	11/16"
ALL30251	11/16"	13/16"
ALL30252	13/16"	15/16"
ALL30253	15/16"	1-1/16"
ALL30254	1-1/16"	1-3/16"
ALL30255	1-3/16"	1-1/2"
ALL30256	1-1/2"	1-3/4"
ALL30257	1-3/4"	2"
ALL30258	2"	2-1/4"

Note: Clamps are not designed for use with flammable liquids or fuel line connections.


## Primary Wire

Single-conductor stranded copper wire with polyvinyl insulation remains flexible and is abrasion resistant. Stranded copper is the wire of choice for many projects when building custom wire harnesses or adding accessories.



## 20AWG

Used for low-voltage sensors, indicator lights, instrument panel or dash lighting.



Color	50' Coil	100' Spool
Red	ALL76500	ALL76510
Black	ALL76501	ALL76511
White	ALL76502	ALL76512
Green	ALL76503	ALL76513
Yellow	ALL76504	ALL76514
Brown	ALL76505	ALL76515
Blue	ALL76506	ALL76516

## 14AWG

Most popular when fabricating harnesses for general use including lighting of headlights, taillights and brake lights, ignition systems, and interior accessories such as radios, interior fans, and gauge panels.

Color	20' Coil	100' Spool
Red	ALL76540	ALL76550
Black	ALL76541	ALL76551
White	ALL76542	ALL76552
Green	ALL76543	ALL76553
Yellow	ALL76544	ALL76554
Brown	ALL76545	ALL76555
Blue	ALL76546	ALL76556

## 12AWG

Wire can be used to supply power to ignition boxes, cooling fans, fuel pumps and other higher amperage accessories including power to electric trailer brakes.

Color	12' Coil	100' Spool
Red	ALL76560	ALL76565
Black	ALL76561	ALL76566
White	ALL76562	ALL76567
Blue	ALL76563	ALL76568

## 10AWG

Commonly used for higher amperage applications including alternator charging wire and supplying power to trailer for interior lighting or charging trailer batteries when utilizing tow vehicle charging system.

Color	10' Coil	75' Spool
Red	ALL76570	ALL76575
Black	ALL76571	ALL76576
White	ALL76572	ALL76577

## Wire and Cable Cutters

### ALL11003

Capable of cutting stranded copper wire from 20-gauge primary wire to 1/0 gauge battery cable. These specially designed cutters will not flatten wire during cutting, which is helpful when installing connectors and building battery cables. Cutters are not designed to cut steel wire.





## Heat Sleeve

High-temperature silicone-coated fiberglass sleeving is non-flammable and resists temperatures up to 500°F.

An excellent choice for protection of fuel lines, wiring, cables, and various similar uses. Sleeving is resistant to gasoline and many other chemicals. Sold in 3' lengths. Size referenced is sleeve I.D. or O.D. of hose to be covered.



ALL34284

Part No.	Description	Part No.	Description
ALL34280	1/4" Red	ALL34290	1/4" Black
ALL34282	1/2" Red	ALL34292	1/2" Black
ALL34284	3/4" Red	ALL34294	3/4" Black
ALL34284	7/8" Red	ALL34295	7/8" Black
ALL34286	1" Red	ALL34296	1" Black

## Braided Wire Wrap

Split-loom braided wrap is easily applied over existing hoses or wiring to conceal and protect against wear or abrasion. Wrap features a 25% overlap based on the nominal size listed, allowing the wrap to bend and flex without opening. Wrap is constructed of polyethylene material, heat resistant up to 250°F and easily cuts with a hot knife or a soldering iron with knife attachment.



Part No.	Description	Part No.	Description
ALL76610	1/8" x 20'	ALL76616	3/4" x 5'
ALL76612	1/4" x 15'	ALL76618	1" x 10'
ALL76614	1/2" x 10'		

## Spiral Wire Loom

Loom keeps wiring bundled together for a neat appearance and can be easily removed when adding or removing wires during wiring harness changes. Open design makes identifying or locating a wire simple and will not hold dirt and moisture like solid looms. Loom also provides abrasion resistance to protect wiring or hoses. High density polyethylene material is rated from -30°F to 165°F and sold in 10' lengths.



Part No.	Description
ALL76600	1/4"
ALL76602	1/2"
ALL76604	3/4"

## Line Clamps

Aluminum clamps have a protective neoprene cushion to prevent abrasion and a 1/4" mounting hole to secure electrical wiring, hoses or cables to a panel or frame. Black nylon clamps have a 3/16" mounting hole to secure electrical wiring, hoses or cables to a panel or frame.



Clamp Size	Aluminum		Nylon	
	10-Pack	50-Pack	10-Pack	50-Pack
1/8"	-	-	ALL18309	ALL18309-50
3/16"	ALL18300	ALL18300-50	ALL18310	ALL18310-50
1/4"	ALL18301	ALL18301-50	ALL18311	ALL18311-50
3/8"	ALL18302	ALL18302-50	ALL18312	ALL18312-50
1/2"	ALL18303	ALL18303-50	ALL18313	ALL18313-50
5/8"	ALL18304	ALL18304-50	ALL18314	ALL18314-50
3/4"	ALL18305	ALL18305-50	ALL18315	ALL18315-50
7/8"	ALL18306	ALL18306-50	-	-
1"	ALL18307	ALL18307-50	ALL18317	ALL18317-50
1-1/4"	ALL18308	ALL18308-50	-	-

## Weather Pack Kits

Kits include a variety of tower housings, shroud housings, seals and terminals to build 1-, 2-, 3-, 4-, and 6-pin connectors for standard 16-14 gauge wire. Kits also include a pin removal tool and convenient carrying case.



ALL76262

Part No.	Description
ALL76260	Weather Pack Starter Kit
ALL76262	Weather Pack Master Kit

Quantity ALL76260	Quantity ALL76262	Description
1	3	1-Pin Tower Housing
1	3	1-Pin Shroud Housing
2	4	2-Pin Tower Housing
2	4	2-Pin Shroud Housing
1	3	3-Pin Tower Housing
1	3	3-Pin Shroud Housing
1	2	4-Pin Tower Housing
1	2	4-Pin Shroud Housing
1	2	6-Pin Tower Housing
1	2	6-Pin Shroud Housing
40	100	Seals (50% Blue/50% Green)
40	100	Terminal Pins 16-14 GA (50% Male/50% Female)
1	1	Pin Removal Tool
1	1	Carrying Case

## Weather Pack Connector Individual Kits

Weather pack connectors are designed for harsh weather conditions. Originally used by top vehicle manufacturers, the reliability of these connectors has been proven for years and they have become common in many applications requiring a weather-proof connection. Snap-lock feature assures positive connection and allows connector to be easily separated as needed. Connectors are rated up to 20A at 12V DC and include tower housing, seals and terminals for standard 16-14 gauge wire.

Part No.	Description
ALL76265	1-Wire
ALL76266	2-Wire
ALL76267	3-Wire
ALL76268	4-Wire Flat
ALL76269	4-Wire Square
ALL76270	6-Wire



## Weather Pack Individual Components

### Terminals and Seals, 10-Packs

Gauge	Tower (Female)	Shroud (Male)	Seal Part No.
22-20	-	-	ALL76280 (Purple)
20-18	ALL76272	ALL76275	ALL76281 (Green)
16-14	ALL76273	ALL76276	ALL76282 (Gray)
12	ALL76274	ALL76277	ALL76283 (Blue)



ALL76284

Part No.	Description
ALL76284	Seal Plug, 10-Pack

### Housings, Each

Description	Tower (Female)	Shroud (Male)
1-Pin	ALL76288	ALL76289
2-Pin	ALL76290	ALL76291
3-Pin	ALL76292	ALL76293
4-Pin	ALL76294	ALL76295
4-Pin Square	ALL76296	ALL76297
6-Pin	ALL76298	ALL76299





### Weather Pack Terminal Tool

#### ALL76264

Tool removes male and female pin terminals from Weather Pack connectors without damage.



### Weather Pack Pliers

#### ALL76221


Weather Pack pliers will crimp most popular 22-10 gauge non-insulated terminals. 8" overall length.



### Test Leads with Alligator Clips

#### ALL76216

30" long test leads are color coded red and black. Clips are 5 amp rated.



### Universal

#### Wire Connectors

Molded connectors include a male and female end, joined by a loop of 16-gauge primary wire which may be cut to length. Useful for switch and gauge panels or accessories that are disconnected frequently.



Part No.	Description
ALL76231	One Wire with 12" Loop
ALL76232	Two Wire with 12" Loop
ALL76233	Three Wire with 48" Loop
ALL76234	Four Wire with 48" Loop
ALL76235	Five Wire with 48" Loop

### HEI Connectors

The proper connector when repairing or wiring HEI ignition systems. Connectors have a built-in retaining clip same as originals to secure connector to ignition cap. The included pigtail wires are also the correct gauge for easy installation.

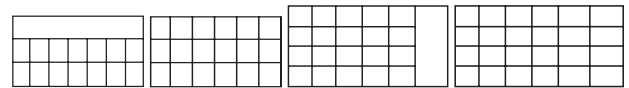


Part No.	Description
ALL81214	12V Ignition Connector
ALL81215	Tach Connector



### Storage Cases

These handy storage cases help organize many items around the shop, trailer, or home such as electrical connectors, quick-turn fasteners, tire groover blades, small fasteners, and many more items. Curved compartment bottoms create a smooth scoop, making it easy to remove the smallest of items. Molded-in dividers prevent items from slipping under dividers and accidentally mixing product.



ALL14360      ALL14361      ALL14365      ALL14366

Part No.	Description
ALL14360	Plastic Case, 15 Compartment, 11" x 7" x 1-3/4"
ALL14361	Plastic Case, 18 Compartment, 11" x 7" x 1-3/4"
ALL14365	Metal Case, 21 Compartment, 9-1/2" x 13-1/2" x 2"
ALL14366	Metal Case, 24 Compartment, 9-1/2" x 13-1/2" x 2"

### Wire Terminal Kit

#### ALL76224

A 100-piece terminal kit with a generous supply of the most commonly used connectors for automotive wiring. A sturdy plastic case with divided compartments helps keep connectors organized.



#### Each Kit Includes:

22-18ga.	16-14ga.	12-10ga.
(10) Butt Connectors	(10) Butt Connectors	(10) Butt Connectors
(8) Ring Terminals #6	(10) Ring Terminals #10	(8) Ring Terminals #10
(8) Ring Terminals #8	(8) Ring Terminals 1/4"	(7) Ring Terminals 3/8"
-	(7) Female Blade	-
-	(7) Male Blade	-
-	(7) Spade	-

### Ratcheting Crimp Pliers

#### ALL76220

Perform professional quality crimps on most standard electrical connectors. Pliers include jaws for 22-18, 16-14, and 12-10 gauge connectors and are easily compressed with help from the ratcheting mechanism which releases when connector is fully crimped.



### Electrical Tape

#### ALL14280

Protect electrical connections and secure wires. 3/4" x 60' roll. UL approved.





## Terminal Connectors

Crimp-style connectors work great when building custom wire harnesses or making repairs to existing wiring. Tin-plated copper terminals are available in a variety of types and sizes.



Non-insulated terminals are designed to be crimped but may also be soldered for a more secure complete connection. Often used with separate heat shrink that is applied after connection is made. Package of 20.

Non-Insulated Terminals	22-18	16-14	12-10
Butt Connectors	<a href="#">ALL76000</a>	<a href="#">ALL76010</a>	<a href="#">ALL76020</a>
#6 Hole	<a href="#">ALL76001</a>	<a href="#">ALL76011</a>	<a href="#">ALL76021</a>
#8 Hole	<a href="#">ALL76002</a>	<a href="#">ALL76012</a>	<a href="#">ALL76022</a>
Ring Terminals			
#10 Hole	<a href="#">ALL76003</a>	<a href="#">ALL76013</a>	<a href="#">ALL76023</a>
1/4" Hole	<a href="#">ALL76004</a>	<a href="#">ALL76014</a>	<a href="#">ALL76024</a>
5/16" Hole	<a href="#">ALL76005</a>	<a href="#">ALL76015</a>	<a href="#">ALL76025</a>
3/8" Hole	<a href="#">ALL76006</a>	<a href="#">ALL76016</a>	<a href="#">ALL76026</a>
Blade Terminals			
Male 1/4"	<a href="#">ALL76007</a>	<a href="#">ALL76017</a>	<a href="#">ALL76027</a>
Female 1/4"	<a href="#">ALL76008</a>	<a href="#">ALL76018</a>	<a href="#">ALL76028</a>



Vinyl-insulated terminals are the most popular crimp terminal used in a variety of applications. PVC insulated sleeve is securely attached to terminal and has a flared end for easy installation. Package of 20.

Vinyl-Insulated Terminals	22-18	16-14	12-10
Butt Connectors	<a href="#">ALL76030</a>	<a href="#">ALL76040</a>	<a href="#">ALL76050</a>
#6 Hole	<a href="#">ALL76031</a>	<a href="#">ALL76041</a>	<a href="#">ALL76051</a>
#8 Hole	<a href="#">ALL76032</a>	<a href="#">ALL76042</a>	<a href="#">ALL76052</a>
Ring Terminals			
#10 Hole	<a href="#">ALL76033</a>	<a href="#">ALL76043</a>	<a href="#">ALL76053</a>
1/4" Hole	<a href="#">ALL76034</a>	<a href="#">ALL76044</a>	<a href="#">ALL76054</a>
5/16" Hole	<a href="#">ALL76035</a>	<a href="#">ALL76045</a>	<a href="#">ALL76055</a>
3/8" Hole	<a href="#">ALL76036</a>	<a href="#">ALL76046</a>	<a href="#">ALL76056</a>
Blade Terminals			
Male 1/4"	<a href="#">ALL76037</a>	<a href="#">ALL76047</a>	<a href="#">ALL76057</a>
Female 1/4"	<a href="#">ALL76038</a>	<a href="#">ALL76048</a>	<a href="#">ALL76058</a>



Heat-shrink terminals protect connections from corrosion. Terminals with attached shrink tube are adhesive lined to grip wire insulation and conform to crimp when heated, sealing out moisture. Package of 10.

Heat-Shrink Terminals	22-18	16-14	12-10
Butt Connectors	<a href="#">ALL76060</a>	<a href="#">ALL76070</a>	<a href="#">ALL76080</a>
#6 Hole	<a href="#">ALL76061</a>	<a href="#">ALL76071</a>	<a href="#">ALL76081</a>
#8 Hole	<a href="#">ALL76062</a>	<a href="#">ALL76072</a>	<a href="#">ALL76082</a>
Ring Terminals			
#10 Hole	<a href="#">ALL76063</a>	<a href="#">ALL76073</a>	<a href="#">ALL76083</a>
1/4" Hole	<a href="#">ALL76064</a>	<a href="#">ALL76074</a>	<a href="#">ALL76084</a>
5/16" Hole	<a href="#">ALL76065</a>	<a href="#">ALL76075</a>	<a href="#">ALL76085</a>
3/8" Hole	<a href="#">ALL76066</a>	<a href="#">ALL76076</a>	<a href="#">ALL76086</a>
Blade Terminals			
Male 1/4"	<a href="#">ALL76067</a>	<a href="#">ALL76077</a>	<a href="#">ALL76087</a>
Female 1/4"	<a href="#">ALL76068</a>	<a href="#">ALL76078</a>	<a href="#">ALL76088</a>

## Heat Shrink Tubing

Single-wall tubing is placed over wiring and electrical connectors to seal and strengthen electrical connections. Tubing is pre-cut to 6" and has a 2:1 shrink ratio, meaning it will shrink to approximately half the size when heat is applied using a heat gun or other heat source.



## Heat Shrink Assortment Kit

Part No.	Description
<a href="#">ALL76160</a>	Includes 9 pcs. of 1/8" and 3/16", 6 pcs. of 1/4", and 3 pcs. each of 3/8" and 1/2"

## Individual Sizes (Pack of 20)

Part No.	Description	Part No.	Description
<a href="#">ALL76162</a>	1/8"	<a href="#">ALL76165</a>	3/8"
<a href="#">ALL76163</a>	3/16"	<a href="#">ALL76166</a>	1/2"
<a href="#">ALL76164</a>	1/4"	<a href="#">ALL76167</a>	3/4"

## Grommet Set

### ALL18360

Grommets are perfect for protecting wiring and hoses that pass through panels up to 1/16" (.062") thick. Kit includes 36 grommets (6 of each size: 1/4", 5/16", 3/8", 1/2", 5/8", and 11/16"). Grommets are also available in size specific 10-packs.



ALL11041

Part No.	Grommet Hole I.D.	Panel Hole I.D.
<a href="#">ALL18362</a>	3/16"	5/16"
<a href="#">ALL18363</a>	1/4"	3/8"
<a href="#">ALL18364</a>	5/16"	7/16"
<a href="#">ALL18365</a>	3/8"	1/2"
<a href="#">ALL18366</a>	1/2"	5/8"
<a href="#">ALL18367</a>	5/8"	7/8"
<a href="#">ALL18368</a>	11/16"	1"

## Test Light

### ALL76215

Quickly diagnose electrical problems by testing for current in electrical circuits, relays, switches, or fuses. Handheld test light has a 36" lead wire with an insulated clip which fastens to a common ground and a sharp piercing point to probe insulated wire or terminals. Indicator light illuminates to identify powered circuits in 6-12V systems.



## Nylon Flush-Fit Tie Wraps

Flush-fit design ties have the excess portion of the tie exit in the same direction as the original tie, helping to eliminate the protruding sharp portion remaining as found in standard ties. Package of 100.



Part No.	Description
<a href="#">ALL14395</a>	8" Long
<a href="#">ALL14396</a>	11" Long



## Nylon Tie Wraps

Secure electrical wiring, gauge lines, and roll bar padding. 100 per bag. Nylon tie wraps are available in black, natural, red, blue, yellow and purple nylon.



### Black

Part No.	Description
ALL14120	3-3/4"
ALL14122	6"
ALL14123	7-1/4"
ALL14124	11-1/4"
ALL14125	14-1/4"

### Natural

Part No.	Description
ALL14130	3-3/4"
ALL14132	6"
ALL14133	7-1/4"
ALL14134	11-1/4"
ALL14135	14-1/4"

### Red

Part No.	Description
ALL14126	7-1/4"
ALL14127	14-1/4"

### Blue

Part No.	Description
ALL14128	7-1/4"
ALL14129	14-1/4"

### Yellow

Part No.	Description
ALL14136	7-1/4"
ALL14137	14-1/4"

### Purple

Part No.	Description
ALL14138	7-1/4"
ALL14139	14-1/4"

## Nylon Tie Wraps with Mounting Holes

Built-in tab with mounting hole to easily secure wiring harnesses, hoses, or cables to a panel with rivets or other fasteners. Package of 25.



Part No.	Description
ALL14390	8" with #10 Hole
ALL14391	11" with #10 Hole
ALL14392	14" with 1/4" Hole

## Wire Tie Mounting Bases

Self-adhesive mounting bases provide a location for attaching standard wire ties to secure wiring, cables and hoses. Bases mount to clean flat surfaces and accept 75# and smaller wire ties. Package of 10.



Part No.	Description
ALL14116	3/4" x 3/4" Mounting Base
ALL14117	1-1/8" x 1-1/8" Mounting Base

## 30-Amp Relays

Relays are commonly used to control higher amperage components such as electric fuel pumps, cooling fans, or water pumps rated up to 30 amps. Relays allow the use of a lower amp switch to turn on or control a component with a higher amp draw. A connector with a wiring harness and installation instructions are included.



Part No.	Description
ALL76186	Standard Relay
ALL76188	Weatherproof Relay

## 6-Circuit Fuse Block

### ALL76180

This fuse block is a great power distribution starting point for up to six individual circuits which are protected by ATC/ATO style fuses (sold separately). Block features a #10 power supply and six 1/4" male spade terminals for individual circuit connections. Fuse block is rated at 150 amps at 12 volts, maximum of 25 amps per circuit.



Fuses not included.

## Fuse Terminals

Terminals attach to cartridge-style fuses installed in fuse blocks to create an additional circuit to power accessories. Terminals slide over the protected leg or "fused" side (side of fuse block that does not have power when fuse is removed) of the fuse. Package of 5.



Part No.	Description
ALL76090	Mini Fuse Style Terminal
ALL76091	ATC/ATO Fuse Style Terminal



## Buss Bars

Buss bars create a remote power source for powering multiple accessories. Bar features a 1/4" power supply stud and 12 separate #8 connections. Insulated base measures 5-1/4" x 1-1/8" wide and can be mounted with two #10 (3/16") fasteners. Bars include a removable protective cover and power supply boot. Protective covers are sold separately.



Part No.	Description
ALL76170	Red Buss Bar Kit
ALL76172	Black Buss Bar Kit

## Junction Block

### ALL76146

Junction block with single 10mm x 1.5 thread (3/8") stud offers a location to power multiple accessories from one power supply or a common place to locate ground wires. Block features two mounting holes for #8 fasteners for installation on firewall or panel.



## 30-Amp Circuit Breaker

### ALL76212

Circuit breaker protects electrical circuits similar to fuses but will cool and self-reset to maintain power to critical items such as headlights or ignition systems. Use circuit breaker to power accessories in a race car and to keep constant power to ignition. Steel case and mounting bracket provide durability and ease mounting to panels. #10-32 threaded stud terminals include nuts and lock washers.





## Battery Boxes

Universal lightweight steel battery boxes may be welded or bolted to the frame. Boxes are available in two sizes and include hold-down hardware.



ALL76100

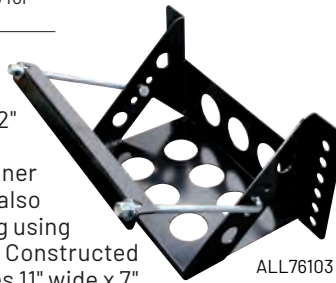
Part No.	Description
ALL76100	12" Wide x 7-1/4" Deep
ALL76101	10" Wide x 7-1/4" Deep

## Replacement Components

Part No.	Description
ALL99175	J-Bolts with Nuts, 1 Pair
ALL99177	Hold-Down Strap for ALL76100
ALL99176	Hold-Down Strap for ALL76101

## Bolt-On Battery Boxes

Battery box has multiple 1/2" mounting holes to bolt box directly to the frame rail, inner fender or firewall. Box can also be fastened to round tubing using clamp-on ballast brackets. Constructed of 13-gauge steel, measures 11" wide x 7" deep and includes 3/8" battery hold-down hardware.




ALL76103

Part No.	Description
ALL76102	Clear Zinc
ALL76103	Black

## Stainless Steel Drop-Out Battery Box

### ALL76105

The perfect battery box where battery mounts under floor. Eases battery service and replacement. Box is 10-1/2" wide x 7" deep x 9-1/2" tall and will accept most standard batteries.



## Battery Hold-Down Kit for Optima

### ALL76107

Aluminum hold-down kit provides an attractive option for keeping Optima 34/78 series batteries in place. Battery not included.



## Plastic Battery Box

### ALL76099

Two-piece battery box fits up to group 27 size batteries and includes nylon strap with plastic mounting brackets. Box may be bolted through the bottom for more permanent mounting. Cover is designed with quick-lock snaps to keep cover securely in place. Outside box dimensions 16-1/8" x 9-5/8" x 10-7/8" tall. Inside dimensions 12-3/4" x 7-1/4" x 10" tall.



## Battery Cable Kits

Kits have everything needed to connect a top post-style battery to starter and include fine-stranded, rope-lay copper cable for best current carrying capabilities. Kits are offered with traditional red and black cables or all black cables.



ALL76110

### Single Battery Kits Include:

- 15' Positive Battery Cable
- 2' Negative Battery Cable
- 1 Pair Battery Terminals
- 8 Pcs. Ring Terminals (4) 5/16" & (4) 3/8"
- 8 Pcs. Heat Shrink Tubing

Part No.	Description
ALL76110	2-Gauge Cable Kit with Red and Black Cables
ALL76111	2-Gauge Cable Kit with All Black Cables
ALL76114	4-Gauge Cable Kit with Red And Black Cables
ALL76115	4-Gauge Cable Kit with All Black Cables

### Dual Battery Kits Include:

- 25' Positive Battery Cable
- 8' Negative Battery Cable
- 2 Pair Battery Terminals
- 14 Pcs. Ring Terminals (7) 5/16" & (7) 3/8"
- 14 Pcs. Heat Shrink Tubing

Part No.	Description
ALL76112	2-Gauge Cable Kit with Red and Black Cables

## Battery Cables

Pre-made black cables are built using PVC insulated 4 gauge copper stranded wire and include ring terminals on each end with 3/8" mounting holes. Cables are ideal for adding additional ground connections or installing remote starter solenoids. Dimensions listed are approximate center to center of terminal ends.

Part No.	Description
ALL76341-10	10"
ALL76341-15	15"
ALL76341-20	20"
ALL76341-25	25"
ALL76341-35	35"
ALL76341-40	40"



## Ground Straps

The number one problem with electrical systems is often related to poor ground connections. Straps are similar to OE applications which is perfect for various 6 or 12-volt grounding applications. Flexible, braided copper 12-gauge ground straps have non-insulated ring terminals on each end.

### Ground Straps with 1/4" Ring Terminals:

Part No.	Description
ALL76328-6	6"
ALL76328-9	9"
ALL76328-12	12"
ALL76328-18	18"
ALL76328-24	24"



### Ground Straps with 3/8" Ring Terminals:

Part No.	Description
ALL76330-6	6"
ALL76330-9	9"
ALL76330-12	12"
ALL76330-18	18"
ALL76330-24	24"



## Solder Slugs

Use solder slugs to secure ring terminal ends to battery cable. Individual pieces are the correct amount of solder to be used for each size of cable. Package of 10.



ALL76131

Part No.	Description
ALL76131	Slug for 2-Gauge Terminals
ALL76132	Slug for 4-Gauge Terminals
ALL76133	Slug for 6-Gauge Terminals

## Ring Terminals

Use to repair or build custom-length battery cables, or when installing a battery disconnect switch. Terminals may be crimped or soldered to wire. Sold in pairs with heat-shrink sleeving for a waterproof connection.



Wire Size	5/16" Hole	3/8" Hole	1/2" Hole
2 Gauge	ALL76116	ALL76117	ALL76128
4 Gauge	ALL76118	ALL76119	ALL76129

## Impact Crimper

### ALL76135

Excellent for permanently crimping standard cable ends to battery cables.



## Ground Stud

### ALL76147

Steel ground stud welds to round tubing providing a secure location for mounting a negative battery cable. Weld stud directly to the chassis or create a secure ground wire location in the foot box or engine compartment. Stud accepts battery cables with 3/8" ring terminals.



## Gold Battery Terminals

Terminals are machined from solid brass stock, 24k gold-plated for maximum conductivity and feature 5/16" fasteners to secure battery cables with ring terminal ends. Top-post terminals have additional provisions for attaching accessory or ground wires for a clean appearance. Sold in pairs.



ALL76120

ALL76122

Part No.	Description
ALL76120	Top Post
ALL76122	Side Post

## Battery Terminal Covers

### ALL76150

Covers slip over battery cables and cover battery terminals to prevent accidental shorting. Fit most top post mount batteries. Required by many sanctioning racing bodies. Package of 2 includes one black and one red cover.



## Battery Disconnect Boots

Protect the terminals on battery disconnects from being accidentally shorted.



Part No.	Description
ALL76152	Red, 2 Pack
ALL76153	Black, 2 Pack

## Battery Cable Boots

### ALL76154

Battery cable boots can be used for a variety of applications including covering battery terminals on smaller terminal batteries and starter solenoid connections. Boots have an opening that will accept up to 2-gauge cable. Sold as a pair, one red, and one black.



## Battery Cable Through Stud

### ALL76142

Run battery cable through firewall or any body panel safely. 3/8"-16 thread.



## Firewall Cable Bushing

Mounts securely to the firewall and locks onto the wire for a waterproof and vibration-proof seal.



Part No.	Description
ALL76137	2 Gauge
ALL76138	4 Gauge



## Battery Disconnect Switches

Battery disconnect switches shut down the vehicle in an emergency or secure it when not in use. Offered as a single- and double-pole version.

**Single-Pole Disconnect** has two terminals and is recommended for vehicles not using an alternator that needs the ability to be shut down in an emergency or when securing a vehicle by shutting off all power to the vehicle.

**Note:** When attempting to shut down a vehicle with an alternator using a single-circuit battery disconnect, the alternator may continue supplying power to the vehicle ignition system, allowing vehicle to continue to run.

**Double-Pole Disconnect** has four terminals with two separate circuits, which is recommended for vehicles with an alternator that need to be shut down in the event of an emergency.

## Standard-Duty Switch with Decal

Standard-duty switch mounts in a 3/4" hole in a panel up to 1/4" thick and includes a decal to indicate on/off position. Switch has 3/8"-24 terminals and is rated at 175 amps continuous duty. Double-pole switch also has #10-32 studs rated at 20 amps continuous duty.

Part No.	Description
ALL80156	Switch w/Decal (Single Pole)
ALL80157	Switch w/Decal (Double Pole)
ALL99045	Replacement Decal



ALL80156

## Battery Disconnect Switch with Removable Key

Battery disconnect features a removable metal key allowing vehicle to be shut down in the event of an emergency or to secure vehicle when not in use. Disconnect is rated at 160 amps continuous duty and features two 3/8"-24 terminals for installing battery cables with ring terminals. Ideal for use in street cars as a theft deterrent.



ALL80152



ALL80153

Part No.	Description
ALL80152	Switch w/Decal
ALL80153	Switch w/Panel

## Chevy Mini-Starter

### ALL80515

3HP high-torque gear reduction, block mount Chevy mini-starter. In-line mounting block will fit either 153- or 168-tooth flywheels and has rotation holes for added clearance. Mounting bolts and shim kit included.



## Street Performance Chevy Mini-Starter

### ALL80525

SB Chevy clockable starter has twelve mounting positions and is a good choice for street engines including crate motors. Starter has 1.4kw permanent magnet and weighs only 7.5 lbs. Clears most kickout oil pans and works with 153- and 168-tooth flywheels or flexplates. Use with compression ratios up to 10.5:1. Mounting bolts and shim kit included.



## Chevy Mini-Starter

### ALL80520

It's smaller, lighter, and offers several mounting options. Perfect starter for race cars with clearance problems in the chassis or around header pipes. Fits Chevy 153- and 168-tooth applications. Starter has 1.4kw permanent magnet, weighs just 9.6 lbs. and includes bolts and shims.



## GM LS Mini-Starter

### ALL80516

Block mount GM LS gear reduction mini-starter works with 168-tooth flywheels and provides increased starting performance over OE-style starters. Starter features a 3-position mounting block which allows the starter motor to be rotated for additional clearance around exhaust and frame obstructions. A high-torque, 3 HP motor combined with 3.75:1 gear reduction is ideal for engines with up to 11:1 compression ratio.



## Universal Heat Wrap

### ALL34238

Heat-resistant material measures 7" x 22", making it ideal for wrapping starter motors or other components that are close to high-heat areas. Wrap features a reflective material on one side to protect against radiant heat and includes two 24" long stainless steel tie wraps for securing material.



## Starter Solenoid

### ALL76203

Ford-style solenoid is perfect for use with high torque racing starters. Flat base eases mounting, and a remote under-hood starter switch or timing light hook-up can be easily adapted. Solenoid is offered separately, or may be ordered with installation kit (ALL76202) that includes wiring, terminals, and hardware.







## Solenoid and Installation Kit

### ALL76202

Relocate starter solenoid away from direct engine heat to provide easy access and eliminate hot start problems common on General Motors vehicles. An under-hood starter switch can also be added. Includes standard-duty, Ford-style solenoid, mounting screws, terminals, and wiring kit.



## Quick-Connect Battery Charging Posts

Two-piece, color-coded connectors make safe, out-of-car connection to battery charger quick and easy. Female ends have 1/2"-20 threaded studs that connect to battery cables and pass through a 5/8" hole in a panel up to 1/8" thick. Male ends of connectors fit on battery charger cables. Shafts are tapered for tight, secure connections.



Part No.	Description
ALL76300	Red
ALL76310	Black

## Battery Charging Posts

### ALL76139

Mount remote charging posts through a body panel for access to battery terminals and quick, easy battery charging. Posts have 3/8" studs and have color-coded caps for safety. Posts require a 1.25" mounting hole.



## Charging Post Bracket

### ALL60064

Securely mount Allstar charging posts on vehicles where battery is not easily accessible. Pre-drilled holes allow quick mounting to frame or body. Double-D hole design positions posts close together, but provides enough room for charging or jumper cable clamps. Charging posts sold separately. (ALL76140 and ALL76141).



## GM Single-Wire Alternators

Completely remanufactured GM Delco single-wire alternators are easily hooked-up. Housings are natural finish aluminum. Choose from 63- or 80-amp capacities.

Part No.	Description
ALL80500	63-Amp, Full Size, 10.3 lbs.
ALL80501	80-Amp, Compact Size, 9 lbs.



ALL80500

## GM Single-Wire Chrome Alternator

### ALL80505

Chrome finish, single-wire GM alternator with aluminum housing has a 100-amp capacity.



## Street/Strip Distributors

These distributors are a great choice for street/strip applications. A performance distributor combined with the added benefit of an adjustable vacuum advance for street use. Simple three-wire connection only requires a 12V power source and an external coil such as the ALL81232, which is designed specifically for ready to install distributors. The small-bodied design is perfect for early muscle cars where firewall clearance is often a concern. CNC-machined 6061-T6 aluminum housing has a sealed upper support bearing and an extra-long lower bronze bushing for smooth operation and accurate timing at higher RPMs. Distributors include a molded cap and rotor with brass and stainless steel contacts, a vacuum advance lock out, a mechanical curve kit with advance springs and stop bushings, spark plug wire retainer cap with screws and instructions.



Part No.	Description
ALL81222	Chevrolet V8*
ALL81240	Ford V8 221-302
ALL81242	Ford V8 351W
ALL81244	Ford 351C, 400C/M, 429-460
ALL81252	Ford V8 332-428 FE
ALL81254	Pontiac V8 326-455

\*Excluding 348-409 CID

**Note:** Distributors include melonized drive gears compatible with most flat tappet or hydraulic roller camshafts. If used with a mechanical roller camshaft, a bronze or other compatible gear should be used as recommended by cam manufacturer.

## High-Performance Distributors for Use with Ignition Box

This high-performance distributor is an excellent choice for many types of motorsports. Requires an aftermarket ignition box (such as an MSD, Accel, FAST, or Mallory) and an external coil such as ALL81230. Housing is CNC-machined 6061-T6 aluminum with an upper support bearing and an extra-long lower bronze bushing for smooth operation and accurate timing at higher RPMs. Distributor includes a molded cap and rotor with brass and stainless steel contacts, a mechanical curve kit with advance springs and stop bushings, manifold gasket, housing O-rings, spark plug wire retainer cap with screws, and instructions.



Part No.	Description
ALL81220	Chevrolet V8*
ALL81216	Chevrolet V8* w/Vacuum Advance
ALL81221	Chevrolet V8* w/Adjustable Collar
ALL81218	Chevrolet V8* w/Adjustable Collar, Dual Pick-Up
ALL81246	Ford V8 221-302
ALL81248	Ford V8 351W
ALL81250	Ford V8 351C, 400C/M, 429-460

\*Excluding 348-409 CID

**Note:** Distributors include melonized drive gears compatible with most flat tappet or hydraulic roller camshafts. If used with a mechanical roller camshaft, a bronze or other compatible gear should be used as recommended by cam manufacturer.



## Chevy HEI Performance Distributors

Distributors have high-output coils and adjustable vacuum advances, perfect for upgrading stock HEI distributors for higher RPM. Fit small and big block Chevy (except 348 and 409). Housings are CNC-machined 6061-T6 aluminum with an upper support bearing to provide accurate timing at higher RPM. Include snap-on spark plug wire retainer and instructions.

Part No.	Description
ALL81200	Distributor with Red Cap
ALL81202	Distributor with Black Cap



ALL81200

## HEI Connectors

The proper connector when repairing or wiring HEI ignition systems. Connectors have a built-in retaining clip same as originals to secure connector to ignition cap. The included pigtail wires are also the correct gauge for easy installation.



ALL81214

Part No.	Description
ALL81214	12V Ignition Connector
ALL81215	Tach Connector

## Chevy Distributor Hold-Down

Aluminum hold-down keeps distributor secured at high RPM. Fits small or big block Chevy V8 and 90° Chevy V6. Stainless steel stud, nut and washer are included. Choose blue, clear, or red anodized.



Part No.	Description
ALL27502	Blue Chevy Distributor Hold-Down
ALL27503	Clear Chevy Distributor Hold-Down
ALL27504	Red Chevy Distributor Hold-Down

## LS Ignition Coils



ALL81400

ALL81401

ALL81402

ALL81403

Direct replacement 40,000V coils are a good choice when upgrading the OE ignition system in high-performance applications or when power adders are used. Sold each.

Part No.	Description
ALL81400	1997-05 LS1/LS6 (Delco D580)
ALL81401	1999-07 4.8/5.3/6.0L Truck (Round-Style Delco D585)
ALL81402	1999-07 4.8/5.3/6.0L Truck (Square-Style Delco D581)
ALL81403	2005-13 4.8/5.3/6.0/6.2/7.0L (Delco D510C/D514A)

## LS Coil Mounting Brackets

### ALL26212

OE-style steel mounting brackets fit OE and fabricated valve covers with factory mounting bosses and have a black epoxy-coated finish. Brackets are for use with Delco D580 Coils (ALL81400).



## Remote Mount LS Coil Brackets

Designed for remote mounting LS Coils. Black anodized billet aluminum brackets come complete with stainless hardware and standoffs for easy removal.




ALL 26217

Part No.	Description
ALL26216	Fit Delco D580, LS1/LS6 Coils (ALL81400)
ALL26217	Fit Delco D581 and D510C, LS2,LS3,LS7 Coils (ALL81402 & ALL81403)

## CD Ignition Coil

### ALL81230

High-output ignition coil is specifically designed for use with capacitive discharge ignition systems. 40,000 volt coil is recommended for use with Allstar Performance HP series distributors. Sturdy, high-impact housing is epoxy filled to protect against vibration. Extruded aluminum bracket eases mounting. Mounting hardware, anti-vibration mounting pads, ring terminals, and high-temperature silicone boot are included.



## High-Output Coil

### ALL81232

High output coil is specifically designed for use with the high-output inductive storage ignition module found in Allstar Performance Street/Strip series distributors. Delivering up to 40,000 volts, this coil has a male secondary tower which offers superior boot and terminal retention and brass primary terminals for maximum conductivity. Includes mounting hardware, ring terminals and high temperature silicone boot.



## Canister-Style Ignition Coil

### ALL81234

45,000 volt, oil-filled coil for electronic breakerless ignitions has low primary resistance and 112:1 turn ratio for improved throttle response and more power at higher rpms. Coil fits all standard O.E.M. brackets or Allstar ALL81236 coil bracket.



## Coil Mounting Bracket

### ALL81324

Aluminum canister-style coil mounting bracket features a flat mount for securing to a flat panel or firewall. Bracket includes a tension screw to secure coil in bracket before mounting.



## Universal Coil Mounting Bracket

### ALL81326

Universal bracket is an OE-style bracket that mounts canister style coils to some popular V8 intake manifolds or may be used to mount coil to a flat panel or firewall. Bracket includes a tension screw to secure coil in bracket before mounting.






## SB Chevy Spark Plug Wire Loom Set

### ALL81340

Polished aluminum spark plug wire loom fits wires up to 9.5mm. Includes mounting hardware. Engines with center bolt-style valve covers require ALL81341 mounting kit. Package of 2.



NOTE: May not clear oil dipstick or exhaust manifolds on some later model engines with "log" style manifolds.



ALL81341

### Related Item

Part No.	Description
ALL81341	Mounting Kit for Centerbolt Covers

## Spark Plug Wire Separator Set

### ALL81345

Black plastic set will fit up to 9mm wires. Includes two of each 2-, 3- and 4-hole separators.



## Spark Plug Wire Retainer

### ALL81350

No more melted plug wires from hot exhaust. These aluminum retainers will neatly mount separated 4-wire sets to the front or rear of cylinder head. Package of 2.



## LS Oil Pan Kits

Oil pan kits ease the installation of LS series engines into early production vehicles by providing additional clearance between the oil pan and frame crossmember. Kits include oil pan, pick-up tube, gaskets, and mounting hardware required for installation.



Note: These kits may not fit all applications, additional motor mount adapters and possible frame modification may be required for installation in some vehicles.

Part No.	Description
ALL26240	Cast Aluminum
ALL26241	Cast Aluminum—Black

## SB Chevy Rear Main Seal Adapters

Billet aluminum adapter allows installation of a two-piece style crankshaft seal and early (pre-1986) crankshaft into a 1986 and newer SB Chevy (pre-LS) engine. Adapters include mounting hardware. Alignment tool ALL26127 (sold separately) is recommended to ensure proper installation and centering of adapter plate.



ALL26125



ALL26127

Part No.	Description
ALL26125	Seal Adapter for Early (Pre-'86) Oil Pan
ALL26126	Seal Adapter Ffor Late ('86-'Up) Oil Pan
ALL26127	Alignment Tool

## Balancing Plate

### ALL26120

Plate is installed between crankshaft flange and the flywheel, allowing a popular internally balanced Chevy 350 flywheel to be used with an externally balanced 400 crankshaft.




NOTE: These are not designed to be used with an automatic transmission flexplate.

## Plastigage® Kit

### ALL96475

Plastigage strings are a simple and accurate way to verify crankshaft, main and rod bearing clearances. Kit includes two green .001" to .003" and one red .002" to .006" (12" long strings) individually packaged inside calibrated sleeves. Detailed instructions are included.



## Oil Filter Adapters

Oil filter adapters are OE-style replacement mounts for securing oil filter to engine block or oil pan when rebuilding or replacing an engine



ALL92000

ALL92003

ALL92004

Part No.	Description
ALL92000	1968-96 SB Chevy Including LT1 and 1968-90 Gen IV BB Chevy Engines, Aluminum adapter with bypass valve bolts to block and has 13/16"-16 threads to accept oil filter.
ALL92001	Bolt kit for ALL92000
ALL92004	Gen V and VI 1991-Up BB Chevy Engines, Adapter threads into block with 1"-12 threads and has 13/16"-16 threads to accept oil filter.
ALL92005	1997-2017 LS Series Engines Hex body adapter threads into oil pan.
ALL92006	1997-2017 LS Series Engines, Round body with internal hex adapter threads into oil pan.
ALL92003	Fits Most SB Ford 302-351W Engines, Adapter threads into block with 1-1/16"-12 threads and has 3/4"-16 threads to accept oil filter.

## Chevy Remote Oil Filter Adapter

### ALL92025

Aluminum adapter installs in place of the OE-style oil filter adapter, providing 1/2"NPT inlet and outlet ports for connecting to an external oil filter mount. Adapter is commonly used when header clearance does not allow easy access to block mounted oil filter. Adapter fits most 1968-96 SB Chevy and 1968-90 Gen IV BB Chevy engines and includes mounting hardware and O-rings.





## Remote Oil Filter Mount Kit

### ALL92027

Kit includes a machined billet aluminum mount for relocating an oil filter to a location that is easier to access and protected from possible damage. Mount features top mounted -12 ORB ports for easy connection and hose routing, a 1/8" NPT pressure port and multiple oil filter fittings. Fittings included are 3/4"-16, 13/16"-16, and 1-1/8"-16 for most popular 3-5/8" O.D. oil filters.



## Engine Oil Pressure Primer Tank

### ALL10535

Primer tank supplies initial oil to the oil pump in engines equipped with a crank driven oil pump. Fill primer tank with engine oil then apply compressed air to force the fluid throughout the engine via the oil pressure sender/switch port to pre-lube the entire engine, including the oil pump. Tank features fill cap with safety pressure release slot (sealed by O-ring), an easy to read pressure gauge and a quarter turn on/off supply valve. The oil supply line is a durable 90" long steel braided hose with -4AN ends and includes a fitting with male 1/8"-27NPT threads. Adapter fittings sold separately.



## SB Chevy Oil Restrictors

Oil restrictors reduce the amount of oil flow to the top of the engine, reducing the risk of evacuating the oil pan in continuous high rpm engines while allowing more oil to be directed to the main and rod bearings. Restrictors have a .055" I.D. hole and include two extra O-ring seals. Package of 2.



Part No.	Description
ALL90070	SB/BB Chevy, Aluminum with Hex Head
ALL90071	SB Chevy Bowtie Block, Steel with Allen Head

Note: Not recommended for hydraulic lifter engines.

## GM LS Oil Galley Plug

Galley plug commonly referred to as a "Barbell" are used by the factory to divert oil to the factory oil filter and prevent unfiltered oil from circulating through the engine. The original GM barbells are a nylon material that may become brittle over time and should be replaced when performing a rebuild or upgrades.



Part No.	Description
ALL90067	OE-Style Nylon
ALL90068	Billet Aluminum

## LS Timing Cover Conversion Kit

### ALL90090

LS timing cover conversion kit adapts a standard small block Ford distributor into CT525 crate and LS series engines, allowing adjustment of timing and the mechanical advance curve and also provides an alternative to installing complete computer and fuel injection systems when placing a late model LS engine into an older street performance vehicle. Enjoy the performance and durability of the GM LS series engine with the simplicity and tune-ability of a distributor and carburetor. Kit includes all internal components and new timing cover for converting LS series engines to utilize a standard distributor ignition system and a carburetor with a belt driven or electric fuel pump.



## SB Chevy Timing Cover


### ALL90010

Excellent replacement for distorted and leaky timing covers. Cover fits most popular standard small block Chevrolets.



## Aluminum Timing Covers

Polished cast aluminum covers resist warping and leaking that is common with OE-style stamped steel covers. Recessed mounting holes are designed for button head fasteners (ALL99390) for proper installation. Covers clear most double roller-style timing chains.



Part No.	Description
ALL90008	SB Chevy
ALL90009	BB Chevy

## Related Part

Part No.	Description
ALL99390	Timing Cover Fasteners

## Timing Cover Seals

Seal works with stamped steel or aluminum covers.



Part No.	Description
ALL87280	SB Chevy
ALL87282	BB Chevy



## Timing Pointers

Black anodized billet aluminum timing pointers are adjustable to precise timing increments. Chevy pointers are designed for use with stamped steel covers; longer hardware will be required if using a cast aluminum cover.



ALL90020

Part No.	Description
ALL90023	SB Chevy 6-1/4" Dia. Balancers
ALL90020	SB Chevy 6-3/8" Dia. Balancers
ALL90021	SB Chevy 7" Dia. Balancers
ALL90024	SB Chevy 7-1/4" Dia. Balancers
ALL90025	SB Chevy 8" Dia. Balancers
ALL90026	BB Chevy 6-1/4" Dia. Balancers
ALL90022	BB Chevy 7" Dia. Balancers
ALL90027	BB Chevy 8" Dia. Balancers
ALL90034*	SB Ford SVO B, 3/8" Bolt
ALL90035†	SB Ford SVO C, 3/8" Bolt
ALL90036*	SB Ford Stock B, 5/16" Bolt
ALL90037†	SB Ford Stock C, 5/16" Bolt

\*11-O'Clock Tab Position, Will Not Fit Cleveland Engines  
 †10-O'Clock Tab Position, Will Not Fit Cleveland Engines

## SB Chevy Fabricated Aluminum Valve Covers

### ALL26170

TIG-welded covers are lightweight with a thick rail for gasket support.



## Chevy LS Fabricated Aluminum Valve Covers

Fabricated valve covers for most 1997-2005 LS1/LS6 engines feature a thick billet rail, an O-ring sealed threaded fill cap and include O-ring style gaskets and mounting bolts. Valve covers have an inside height of 2-1/4" to clear most aftermarket valvetrain. Coil mounting brackets sold separately.



ALL26211

Part No.	Description
ALL26210	Valve Covers without Coil Mount
ALL26211	Valve Covers with Coil Mount
ALL26212	Coil Mounting Brackets 1997-2005 LS1/LS6 Coils Steel Stamped Brackets for Use with Delco D580 Coils (ALL 81400)

## BB Chevy Fabricated Aluminum Valve Covers

TIG-welded valve covers with a thick billet rail are available with or without breather holes for custom modification such as vacuum pump fittings. Recessed bolt pockets and tall design to clear most aftermarket valvetrains. Hardware included.



ALL26177

Part No.	Description
ALL26176	Valve Covers without Holes
ALL26177	Valve Covers with Holes

## Small Fill Plug Kits

Kits include a weld-in or bolt-in bung and an easy grip O-ring cap with positive seal. Kits are often used as an inspection plug or a filler plug. Small fill plugs have a 1-3/8" opening with 1-1/2"-12 threads.

### Kit with Aluminum Weld-In Bung

Part No.	Description
ALL36160	Silver Kit
ALL36164	Black Kit
ALL36165	Red Kit
ALL36166	Polished Kit



ALL36160

### Kit with Steel Weld-In Bung

Part No.	Description
ALL36161	Silver Kit
ALL36167	Black Kit
ALL36168	Red Kit
ALL36169	Polished Kit



ALL36167

### Kit with Aluminum Bolt-In Bung

Part No.	Description
ALL36180	Silver Kit
ALL36181	Black Kit
ALL36182	Red Kit
ALL36183	Polished Kit



ALL36182

## Weld Bungs

Weld-on bungs are available in 6061 aluminum or mild steel and allow additional fittings to be added to radiators, or oil pans and building of custom tanks or other components.

### Female NPT

Size	O.D.	Aluminum	Steel
1/8"-27NPT	3/4"	ALL50740	ALL50750
1/4"-18NPT	7/8"	ALL50741	ALL50751
3/8"-18NPT	1"	ALL50742	ALL50752
1/2"-14NPT	1-1/4"	ALL50743	ALL50753
3/4"-14NPT	1-3/8"	ALL50744	ALL50754
1"-11-1/2NPT	1-5/8"	ALL50745	-



### Male AN

Size	Thread	Flange O.D.	Aluminum	Steel
-4AN	7/16"-20	3/4"	ALL50760	ALL50770
-6AN	9/16"-18	7/8"	ALL50761	ALL50771
-8AN	3/4"-16	1"	ALL50762	ALL50772
-10AN	7/8"-14	1-1/8"	ALL50763	ALL50773
-12AN	1-1/16"-12	1-3/8"	ALL50764	ALL50774
-16AN	1-5/16"-12	1-5/8"	ALL50765	ALL50775
-20AN	1-5/8"-12	1-3/4"	ALL50766	ALL50776



### Female AN ORB

Size	Thread	O.D.	Aluminum
-4AN	7/16"-20	3/4"	ALL50780
-6AN	9/16"-18	7/8"	ALL50781
-8AN	3/4"-16	1"	ALL50782
-10AN	7/8"-14	1-1/8"	ALL50783
-12AN	1-1/16"-12	1-3/8"	ALL50784
-16AN	1-5/16"-12	1-5/8"	ALL50785





## SB Chevy "Ram Horn" Exhaust Manifolds

**ALL34200**

"Ram Horn" manifolds have increased exhaust flow over traditional manifolds and added steering shaft clearance. Ideal for street rods and classes requiring cast iron exhaust manifolds. Sold in pairs.



## SB Chevy Header Gaskets

Durable reinforced steel core and graphite composite gaskets remain soft and pliable to conform to header and head surfaces, providing an excellent, long-lasting seal. Sold each.



ALL87262

Part No.	Description
<b>ALL87260</b>	1-5/8" Square Port (Stock)
<b>ALL87262</b>	1-3/4" D-Port (Standard)
<b>ALL87264</b>	Spread Port (Staggered Bolt Pattern)
<b>ALL87266</b>	Crate Engines (Non LS/Fast Burn)
<b>ALL87268</b>	LS Series Engines (Excluding LS7)

## Electric Exhaust Cutouts

Eliminate the need to manually uncap the exhaust. 12V Electric cut out bolts to a standard 3-bolt collector flange and uses a powerful geared motor to open and close a butterfly valve to direct exhaust. Sold each.



Part No.	Description
<b>ALL34230</b>	3" Collector Pattern (3-7/8" B.C.)
<b>ALL34231</b>	2-1/2" Collector Pattern (3-1/2" B.C.)

**IMPORTANT!** ALL34232 or ALL34233 harness (sold separately) is required for proper operation.



ALL34233

## Related Parts

Part No.	Description
<b>ALL34232</b>	Single System Harness
<b>ALL34233</b>	Dual System Harness

## O2 Sensor Plug and Bung

Hard-to-find O2 sensor fittings work in a variety of uses.

Part No.	Description
<b>ALL34150</b>	18mm Sensor Plug
<b>ALL34152</b>	18mm Sensor Bung, Angled
<b>ALL34153</b>	18mm Sensor Bung, Straight



ALL34150

ALL34152



ALL34153

## Swivel Exhaust Hanger

**ALL34220**

Hanger swivels horizontally and vertically to simplify mounting in any position. Bolt or weld to chassis to support additional weight of mufflers, turndowns, etc. Steel strapping is 1/8" thick.



## Header Wrap

Reduce under hood temperature while containing header tube heat for increased power. Fiberglass woven wrap is available in natural or black rolls.



## 1" Wide Rolls

Part No.	Description
<b>ALL34240</b>	Natural 15'
<b>ALL34241</b>	Natural 25'
<b>ALL34242</b>	Natural 50'
<b>ALL34243</b>	Natural 100'
<b>ALL34250</b>	Black 15'
<b>ALL34251</b>	Black 25'
<b>ALL34252</b>	Black 50'
<b>ALL34253</b>	Black 100'

## 2" Wide Rolls

Part No.	Description
<b>ALL34244</b>	Natural 15'
<b>ALL34245</b>	Natural 25'
<b>ALL34246</b>	Natural 50'
<b>ALL34247</b>	Natural 100'
<b>ALL34254</b>	Black 15'
<b>ALL34255</b>	Black 25'
<b>ALL34256</b>	Black 50'
<b>ALL34257</b>	Black 100'

## Stainless Steel Cable Ties

Part No.	Description
<b>ALL34262</b>	7-1/2" Long, Package of 8
<b>ALL34264</b>	14-1/2" Long, Package of 4



## Universal Heat Wrap

**ALL34238**

Heat resistant material measures 7" x 22", making it ideal for wrapping starter motor, or other components that are close to high heat areas. Wrap features a reflective material on one side to protect against radiant heat and includes two 24" long stainless steel tie wraps for securing material.



## SB/BB Chevy Economy Engine Cradle

**ALL10171**

Cradle is great for storing or transporting engines safely. Designed to fit small and big block Chevrolet engines, cradle is fully welded from 1" square tubing and powder coated black. Cradle has provisions for mounting our standard duty wheel kits with 3/8" wheel studs.



## SB Chevy 2-Piece Engine Stand

**ALL10157**


Two-piece engine stand constructed from 1" x 2" steel tubing is specially designed to clear most oversized dry sump oil pans with up to a 9" deep sump. Stand includes six 3/8" x 1" grade 5 bolts and accepts wheel kits with 3/8" studs.



## Engine Lift Plate

**ALL10123**

Ease engine swaps with the Allstar engine lift plate. Bolts to manifold in place of carburetor. Yellow zinc-coated plate fits standard Holley 4150/4160 and 4500 Dominator, Rochester Quadrajet, Carter, Motorcraft, Edelbrock, Edelbrock Q-Jet, and Carter AFB carburetors.

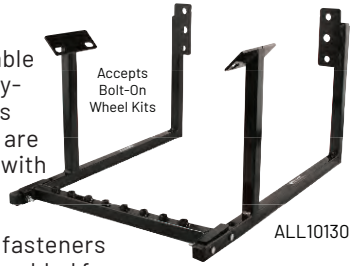




## Engine Cradles


Engine cradles are available in standard-duty or heavy-duty, both with provisions for mounting wheels and are made of 1" square tubing with black powder coating.

All cradles are for V8 engines, include Grade 5 fasteners and may be easily disassembled for storage. Standard-duty cradles accept wheel kits with 3/8" studs. Heavy-duty cradles accept wheel kits with 1/2" studs. Wheel kits sold separately.



### Standard-Duty Cradles

Part No.	Description
<b>ALL10130</b>	SB and BB Chevy
<b>ALL10138</b>	GM LS Series
<b>ALL10145</b>	SB Ford †
<b>ALL10147</b>	SB Ford Modular/Coyote
<b>ALL10150</b>	SB Mopar
<b>ALL10151</b>	Hemi (5.7 and 6.1)



Standard-Duty Wheel Mount

### Heavy-Duty Cradle

Part No.	Description
<b>ALL10132</b>	SB and BB Chevy
<b>ALL10139</b>	GM LS Series
<b>ALL10142</b>	Oldsmobile
<b>ALL10144</b>	Pontiac
<b>ALL10148</b>	SB Ford †
<b>ALL10149</b>	SB Ford Modular/Coyote
<b>ALL10152</b>	SB Mopar
<b>ALL10154</b>	BB Ford
<b>ALL10156</b>	BB Mopar



Heavy-Duty Wheel Mount

† Designed to work with stock and most aftermarket blocks including Dart, World, and Ford Boss with ribbed engine mount bosses and bulged water jackets.

## Caster Wheel Kits

Caster wheel kits may be mounted to most Allstar engine cradles or used when building projects around the shop. Kits include four caster wheels, locking wheel kits include two locking casters.

### Standard Duty Caster

Casters are rated at 125 lbs. per wheel and feature a 3/8"-16 x 1-1/4" mounting stud.



Part No.	Description
<b>ALL10162</b>	3" Wheel Kit
<b>ALL10163</b>	3" Wheel Kit—Locking

### Heavy Duty Caster

Casters are rated at 300lbs per wheel and feature a 1/2"-13 x 1" mounting stud.

Part No.	Description
<b>ALL10164</b>	3" Wheel Kit
<b>ALL10165</b>	3" Wheel Kit—Locking
<b>ALL10166</b>	5" Wheel Kit

## SB/BB Chevy Engine Cradle

### ALL10172

A quality cradle for small block and big block Chevrolet engines. Casters included.



## LS Motor Mount Adapters

### ALL38084

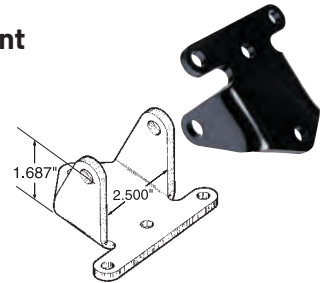
Adapters allow bolting an early GM 3-bolt motor mount to the late model LS-style block with a 4-bolt pattern. Adapters place the early mount in approximately the same location as found on the original SB/BB Chevy engines and also features optional holes for moving the engine forward up to 2-1/4" for additional firewall clearance. Sold in pairs and includes mounting hardware.



## Chevy Solid Motor Mount

### ALL38080

Solid motor mount is 1/4" thick steel and replaces stock Chevy rubber mount to eliminate torque loss and prevent engine movement. Sold each.



## Chevy Motor Mount Pads

### ALL38090

Steel pads are 1/4" thick and traditionally used as shims to gain extra oil pan or header clearance. May also be used for building custom motor mounts or engine stands. Sold in pairs.



## GM Motor Mount

### ALL38114

Replacement stock mount for most GM engines. Mount bolts to chassis.

#### Fits:

1970-88 Monte Carlo	1973-87 Cutlass
1970-87 El Camino	1974-83 Malibu
1971-92 Camaro	1970-79 Nova
1977-87 Regal	1970-85 Impala
1970-73 Chevelle	



## Ford Motor Mount

### ALL38116

Replacement rubber mount for Allstar Ford Ranger V8 conversion kit. Mount bolts to the engine.





## Nylon Tie Wraps

Secure electrical wiring, gauge lines, and roll bar padding. Available in black, natural, red, blue, yellow, and purple nylon. Package of 100.



Part No.	Description
ALL14120	3-3/4"
ALL14122	6"
ALL14123	7-1/4"
ALL14124	11-1/4"
ALL14125	14-1/4"

Part No.	Description
ALL14130	3-3/4"
ALL14132	6"
ALL14133	7-1/4"
ALL14134	11-1/4"
ALL14135	14-1/4"

Part No.	Description
ALL14126	7-1/4"
ALL14127	14-1/4"

Part No.	Description
ALL14128	7-1/4"
ALL14129	14-1/4"

Part No.	Description
ALL14136	7-1/4"
ALL14137	14-1/4"

Part No.	Description
ALL14138	7-1/4"
ALL14139	14-1/4"

## Heavy-Duty Nylon Tie Wraps

Heavy-duty black nylon ties are ideal for emergency repairs and applications that require a secure attachment.

Part No.	Description
ALL14380	8", 25-Pack
ALL14381	14", 25-Pack
ALL14383	21", 10-Pack
ALL14385	36", 10-Pack



## Nylon Flush-Fit Tie Wraps

Flush fit design ties have the excess portion of the tie exit in the same direction as the original tie, helping to eliminate the protruding sharp portion remaining as found in standard ties. Package of 100.

Part No.	Description
ALL14395	8" Long
ALL14396	11" Long



## Nylon Tie Wraps with Mounting Holes

Built-in tab with mounting hole to easily secure wiring harnesses, hoses, or cables to a panel with rivets or other fasteners. Package of 25.

Part No.	Description
ALL14390	8" with #10 Hole
ALL14391	11" with #10 Hole
ALL14392	14" with 1/4" Hole



## Tie Wrap Tool

### ALL11005

Tired of cuts from nylon tie wraps that have been trimmed with standard wire cutters? This tool does a great job of drawing nylon ties tight around bundles of wires or cables in tight areas and easily cuts flush with a twist of the wrist. ABS constructed tool has steel cutting blades and works with common size nylon wire ties.



## Stainless Steel Tie Wraps

Stainless steel ties are an excellent choice when securing header wrap to exhaust tubes or similar applications when nylon wraps won't stand up to the heat! Rust and corrosion-resistant cable ties are T-304 stainless.

Part No.	Description
ALL34262	7-1/2" Long, Package of 8
ALL34264	14-1/2" Long, Package of 4



## Tie Wrap Mounting Bases

Self-adhesive mounting bases provide a location for attaching standard tie wraps to secure wiring, cables and hoses. Bases mount to clean, flat surfaces and accept 75# and smaller wire ties. Package of 10.

Part No.	Description
ALL14116	3/4" x 3/4" Mounting Base
ALL14117	1-1/8" x 1-1/8" Mounting Base



## Safety Wire

Wire is used to mechanically lock pre-drilled fasteners for added security. Type 302/304 stainless steel wire features high corrosion resistance and good tensile strength in applications up to 500°F. Sold in a 1-lb. spool enclosed in a convenient dispensing container.

Part No.	Description
ALL10121	.032" Diameter
ALL11008	.041" Diameter



## Safety Wire Drill Fixture

### ALL10122

Accurately drill holes in fasteners, allowing them to be mechanically locked in place with safety wire. Fixture accommodates most 3/16", 1/4", 5/16", 3/8", 7/16", 1/2", and 5/8" socket-head and hex-head fasteners. Guide bolt tightens against fastener, holding it securely for drilling. Fixture includes two guide bolts and two 1/16" drill bits conveniently stored within the fixture.



## Replacement Part

Part No.	Description
ALL99102	Replacement Drill Bits, 2-Pack

## Safety Wire Twister Pliers

### ALL10120

Never lose another race because of loose bolts. Rugged pliers have an end bearing for smoother, faster twisting, especially in tight areas where a second pull is needed.



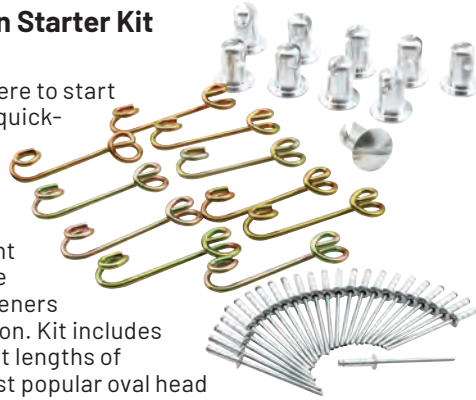




## Quick-Turn Starter Kit

### ALL19410

Not sure where to start when using quick-turn fasteners? Use this kit as a starting point to determine correct fasteners for application. Kit includes two different lengths of Allstar's most popular oval head 7/16" fasteners (five ALL19280 and five ALL19286), ten ALL19330 springs, and twenty-five multi-grip rivets.



## Threaded Insert Tool Kit

### ALL19450

Tool works with a cordless drill to install a threaded insert into a panel or bracket. Inserts are helpful when the backside of the panel is not easily accessible. Simply drill the correct size hole, install the threaded insert onto the mandrel, then place the insert into the hole and tighten using any cordless drill. Once the insert is compressed, reverse the drill and remove the mandrel from the insert. Kit includes mandrel and nosepiece for 1/4"-20, 5/16"-18, and 3/8"-16 inserts, other sizes available separately. Threaded inserts sold separately.



## Replacement Parts

Part No.	Description
ALL19452	Mandrel and Nosepiece for 8-32
ALL19453	Mandrel and Nosepiece for 10-24
ALL19454	Mandrel and Nosepiece for 10-32
ALL19455	Mandrel and Nosepiece for 1/4"-20
ALL19456	Mandrel and Nosepiece for 5/16"-18
ALL19457	Mandrel and Nosepiece for 3/8"-16



## Threaded Inserts

Steel inserts are helpful when the backside of the panel is not easily accessible. Inserts work great for frequently removed items including gauge panels, switch panels, access panels, and body panels, or when mounting items to trailer walls. Inserts are designed for installation using tool ALL19450 with coordinating mandrel and nosepiece. Package of 10.



Part No.	Thread Size	Pilot Hole Size	Grip Range	Body Length (Before Comp.)
ALL19460	8-32	17/64"	Up to .080"	.420"
ALL19461	10-24	5/16"	Up To .130"	.475"
ALL19462	10-32	5/16"	Up to .130"	.475"
ALL19463	1/4"-20	13/32"	Up to .165"	.580"
ALL19465	5/16"-18	17/32"	Up to .150"	.690"
ALL19467	3/8"-16	17/32"	Up to .150"	.690"

## Aluminum Washer Countersunk Bolt Kits


Kit includes specially designed aluminum washers which allow the socket-head fasteners to install flush with the surface, creating a smooth, finished look. Many uses include mounting roofs, side skirts, spoilers, and replacing sharp-edged fasteners inside cockpit. Kits include washers, bolts and nyloc nuts.



Bolt Size	Washer O.D.	Finish	10-Pack	50-Pack
<b>Countersunk Bolt Kits</b>				
#10-24 x 1"	1"	Clear	ALL18630	ALL18630-50
#10-24 x 1"	1"	Black	ALL18631	ALL18631-50
1/4"-20 x 1"	3/4"	Clear	ALL18628	ALL18628-50
1/4"-20 x 1"	3/4"	Black	ALL18629	ALL18629-50
1/4"-20 x 1"	1"	Clear	ALL18632	ALL18632-50
1/4"-20 x 1"	1"	Black	ALL18633	ALL18633-50
1/4"-20 x 1"	1-1/4"	Clear	ALL18634	ALL18634-50
1/4"-20 x 1"	1-1/4"	Black	ALL18635	ALL18635-50

## Aluminum Washers

Washer I.D. x O.D.	Finish	10-Pack	50-Pack
<b>Countersunk Aluminum Washers</b>			
#10 x 1"	Clear	ALL18660	ALL18660-50
#10 x 1"	Black	ALL18661	ALL18661-50
1/4" x 3/4"	Clear	ALL18658	ALL18658-50
1/4" x 3/4"	Black	ALL18659	ALL18659-50
1/4" x 1"	Clear	ALL18662	ALL18662-50
1/4" x 1"	Black	ALL18663	ALL18663-50
1/4" x 1-1/4"	Clear	ALL18664	ALL18664-50
1/4" x 1-1/4"	Black	ALL18665	ALL18665-50
<b>Flat Aluminum Backer Washers</b>			
#10 x 1"	Clear	ALL18638	-
1/4" x 1"	Clear	ALL18639	-



## Body Bolt Kit with Clips

Kit allows the clip to stay fastened to body panel or angle bracing when removing body panels for maintenance or cleaning. 1/4"-20 thread bolts are 1-1/8" UHL and have a built-in captured washer.



Bolt Color	10-Pack	50-Pack
Black	ALL18558	ALL18558-50
Clear	ALL18656	ALL18656-50
Gold	ALL18559	ALL18559-50

## Body Bolt Clips

Steel clips have built-in 1/4"-20 threads making them ideal for often removed panels or when the backside is not easily accessible. Clips feature a friction tab to hold clips firmly in place on panels up to 3/16" thick. Dimension listed is center of hole to edge of clip (depth).

Depth	10-Pack	50-Pack
1/2"	ALL18554	ALL18554-50
3/4"	ALL18564	ALL18564-50





## Hex-Head Bolts - Coarse Thread Grade 5



Length	1/4"-20	5/16"-18	3/8"-16	7/16"-14	1/2"-13	5/8"-11	3/4"-10
3/4"	ALL16201	ALL16221	ALL16241	-	ALL16281	-	-
1"	ALL16202	ALL16222	ALL16242	ALL16262	ALL16282	-	-
1-1/4"	ALL16203	ALL16223	ALL16243	ALL16263	ALL16283	-	-
1-1/2"	ALL16204	ALL16224	ALL16244	ALL16264	ALL16284	-	-
1-3/4"	ALL16205	ALL16225	ALL16245	ALL16265	ALL16285	-	-
2"	ALL16206	ALL16226	ALL16246	ALL16266	ALL16286	ALL16316	ALL16336
2-1/4"	-	-	-	-	ALL16287	-	-
2-1/2"	ALL16208	ALL16228	ALL16248	ALL16268	ALL16288	ALL16318	ALL16338
2-3/4"	-	-	-	-	ALL16289	-	-
3"	ALL16210	-	ALL16250	ALL16270	ALL16290	ALL16320	ALL16340
3-1/2"	ALL16211	-	-	ALL16271	ALL16291	ALL16321	-
4"	ALL16212	-	ALL16252	ALL16272	ALL16292	ALL16322	ALL16342
4-1/2"	ALL16213	-	-	ALL16273	ALL16293	-	-
5"	ALL16214	-	ALL16254	-	ALL16294	ALL16324	ALL16344
6"	-	-	ALL16256	-	ALL16296	-	ALL16346
6-1/2"	-	-	-	-	-	-	ALL16347
7"	-	-	ALL16258	-	ALL16298	-	ALL16348
7-1/2"	-	-	-	-	-	-	ALL16349
8"	-	-	-	-	-	-	ALL16350

## Hex-Head Bolts - Fine Thread Grade 5



Length	1/4"-28 Part No.	5/16"-24 Part No.	3/8"-24 Part No.	7/16"-20 Part No.	1/2"-20 Part No.	5/8"-18 Part No.	3/4"-16 Part No.
1"	ALL16402	ALL16422	ALL16442	ALL16462	ALL16482	-	-
1-1/2"	ALL16404	ALL16424	-	ALL16464	ALL16484	-	-
2"	ALL16406	ALL16426	ALL16446	ALL16466	ALL16486	-	ALL16536
2-1/2"	-	-	-	ALL16468	ALL16488	ALL16518	ALL16538
3"	-	-	-	ALL16470	ALL16490	ALL16520	ALL16540
3-1/2"	-	-	-	-	-	-	ALL16541
4"	-	-	-	ALL16472	ALL16492	ALL16522	ALL16542
5"	-	-	-	ALL16474	ALL16494	-	ALL16544
6"	-	-	-	ALL16476	-	-	ALL16546

## Hex Nuts and Washers



Nut



Nylon Insert



Thin Nylon Insert



Mechanical Lock Nut



Flange Nut

Coarse Thread	1/4"-20	5/16"-18	3/8"-16	7/16"-14	1/2"-13	5/8"-11	3/4"-10
Nut, 10-Pack	ALL16000-10	ALL16001-10	ALL16002-10	ALL16003-10	ALL16004-10	ALL16005-10	ALL16006-10
Nut, 50-Pack	ALL16000-50	ALL16001-50	ALL16002-50	ALL16003-50	ALL16004-50	-	-
Nylon Insert, 10-Pack	ALL16010-10	ALL16011-10	ALL16012-10	ALL16013-10	ALL16014-10	ALL16015-10	ALL16016-10
Nylon Insert, 50-Pack	ALL16010-50	ALL16011-50	ALL16012-50	ALL16013-50	ALL16014-50	-	-
Thin Nylon Insert, 10-Pack	ALL16020-10	ALL16021-10	ALL16022-10	ALL16023-10	ALL16024-10	ALL16025-10	ALL16026-10
Mech. Lock Nut, 10-Pack	ALL16030-10	ALL16031-10	ALL16032-10	ALL16033-10	ALL16034-10	ALL16035-10	ALL16036-10
Flange Nut, 10-Pack	ALL18557	ALL16041-10	ALL16042-10	ALL16043-10	ALL16044-10	ALL16045-10	-

Fine Thread	1/4"-28	5/16"-24	3/8"-24	7/16"-20	1/2"-20	5/8"-18	3/4"-16
Nut, 10-Pack	ALL16050-10	ALL16051-10	ALL16052-10	ALL16053-10	ALL16054-10	ALL16055-10	ALL16056-10
Nylon Insert, 10-Pack	ALL16060-10	ALL16061-10	ALL16062-10	ALL16063-10	ALL16064-10	ALL16065-10	ALL16066-10
Thin Nylon Insert, 10-Pack	ALL16070-10	ALL16071-10	ALL16072-10	ALL16073-10	ALL16074-10	ALL16075-10	ALL16076-10
Mech. Lock Nut, 10-Pack	ALL16080-10	ALL16081-10	ALL16082-10	ALL16083-10	ALL16084-10	ALL16085-10	ALL16086-10

Washers	1/4"	5/16"	3/8"	7/16"	1/2"	5/8"	3/4"
USS Flat*, 25-Pack	ALL16100-25	ALL16101-25	ALL16102-25	ALL16103-25	ALL16104-25	-	-
SAE Flat*, 25-Pack	ALL16110-25	ALL16111-25	ALL16112-25	ALL16113-25	ALL16114-25	ALL16115-25	ALL16116-25
Lock, 25-Pack	ALL16120-25	ALL16121-25	ALL16122-25	ALL16123-25	ALL16124-25	ALL16125-25	ALL16126-25
Lock for SHCS, 25-Pack	ALL16130-25	ALL16131-25	ALL16132-25	ALL16133-25	-	-	-
AN, 25-Pack	ALL16150-25	ALL16151-25	ALL16152-25	ALL16153-25	ALL16154-25	-	-

\*USS washers have a larger O.D. than SAE washers



## Tapered Spacers

Universal spacers have many uses including spacing rod ends on linkages to prevent binding or just to provide clearance. Spacers provide a finished look when fitting body panels or spacing components away from floors and firewalls. Package of 2.



I.D.	Small O.D.	Large O.D.	Length	Steel	Aluminum
1/4"	.345	.500	1/4"	-	ALL18700
			1/2"	-	ALL18702
5/16"	.475	.625	1/4"	-	ALL18706
			1/2"	-	ALL18708
3/8"	.525	.680	1/4"	-	ALL18712
			1/2"	-	ALL18714
			1"	-	ALL18716
			1/4"	ALL18570	ALL18590
			3/8"	ALL18571	-
1/2"	.740	.995	1/2"	ALL18572	ALL18592
			3/4"	ALL18574	ALL18594
			1"	ALL18576	ALL18596
			1-1/2"	ALL18578	ALL18595
			1/4"	ALL18580	ALL18597
5/8"	.825	.995	1/2"	ALL18582	ALL18598
			3/4"	ALL18584	ALL18599
			1"	ALL18586	-
			1-1/2"	ALL18585	-
			1/2"	ALL18587	-
3/4"	.950	1.125	3/4"	ALL18588	-
			1"	ALL18589	-

## Hourglass Spacers



Tired of simple spacers on your cool ride, these spacers look nice while also offering additional support on both ends. Package of 2.

Length	1/4" I.D. 1" O.D.	5/16" I.D. 1" O.D.	3/8" I.D. 1" O.D.	1/2" I.D. 1-1/2" O.D.
1/4"	ALL18800	ALL18810	ALL18820	ALL18830
1/2"	ALL18802	ALL18812	ALL18822	ALL18832
1"	ALL18804	ALL18814	ALL18824	ALL18834
1-1/2"	ALL18806	ALL18816	ALL18826	ALL18836
2"	ALL18808	ALL18818	ALL18828	ALL18838

## Aluminum Flat Spacers

Flat spacers are great for shimming and adding additional clearance to brackets for brake calipers, power steering, alternators, dry sump pumps, or just about anything to help with alignment issues. Package of 2.



Length	3/8" I.D. (11/16" O.D.)	1/2" I.D. (1" O.D.)
1/8"	ALL18740	ALL18760
1/4"	ALL18742	ALL18762
3/8"	ALL18744	ALL18764
1/2"	ALL18746	ALL18766

## Universal Line Clamps

Two-piece aluminum clamps dress up wiring or hard lines. Package of 4.

Part No.	Description
ALL18320	3/16"
ALL18321	1/4"
ALL18322	5/16"
ALL18323	3/8"



## 1/2" Steel Hood Pin Kits

Kits include two each: 4" long x 1/2" diameter chrome steel pins, chrome steel scuff plates, clips, and four nuts. Available with flip-over or hairpin-style clips.

ALL18512



Part No.	Description
ALL18512	Kit with 3/16" Dia. Flip-Over Clips
ALL18513	Kit with 1/4" Dia. Flip-Over Clips
ALL18514	Kit with 5/32" Dia. Hairpin Clips

## 1/2" Aluminum Hood Pin Kits

Kits include two each: 4" x 1/2" diameter aluminum pins, aluminum scuff plates, 1/4" diameter flip-over steel clips, and four nuts. Clip flips over pin and over-center action locks clip in place.



Color	Complete Kit	Pins Only, 1-Pair
Silver (Plain)	ALL18500	ALL18507
Red Anodized	ALL18501	ALL18508
Blue Anodized	ALL18502	ALL18509
Gold Anodized	ALL18503	ALL18510
Black Anodized	ALL18504	ALL18511

## Line Clamps

Aluminum clamps have a protective neoprene cushion to prevent abrasion and a 1/4" mounting hole to secure electrical wiring, hoses, or cables to a panel or frame. Black nylon clamps have a 3/16" mounting hole to secure electrical wiring, hoses, or cables to a panel or frame.



Clamp Size	Aluminum		Nylon	
	10-Pack	50-Pack	10-Pack	50-Pack
1/8"	-	-	ALL18309	ALL18309-50
3/16"	ALL18300	ALL18300-50	ALL18310	ALL18310-50
1/4"	ALL18301	ALL18301-50	ALL18311	ALL18311-50
3/8"	ALL18302	ALL18302-50	ALL18312	ALL18312-50
1/2"	ALL18303	ALL18303-50	ALL18313	ALL18313-50
5/8"	ALL18304	ALL18304-50	ALL18314	ALL18314-50
3/4"	ALL18305	ALL18305-50	ALL18315	ALL18315-50
7/8"	ALL18306	ALL18306-50	-	-
1"	ALL18307	ALL18307-50	ALL18317	ALL18317-50
1-1/4"	ALL18308	ALL18308-50	-	-

## Hose Clamps

Heavy-duty all stainless steel construction clamps are easily tightened with a deep-slot hex-head screw. Superior to standard hardware store clamps.



Part No.	Min O.D.	Max O.D.
<b>2-Pack</b>		
ALL18330	1/4"	5/8"
ALL18332	1/2"	1-1/8"
ALL18334	1"	2"
ALL18336	1-5/16"	2-1/4"
ALL18338	1-9/16"	2-1/2"
ALL18340	1-5/8"	3-1/2"
ALL18342	2-5/8"	4-1/2"
<b>10-Pack</b>		
ALL18330-10	1/4"	5/8"
ALL18332-10	1/2"	1-1/8"
ALL18334-10	1"	2"
ALL18336-10	1-5/16"	2-1/4"
ALL18338-10	1-9/16"	2-1/2"



## T-Bolt Band Clamps

Stainless steel constructed band clamps provide a better sealing option over traditional hose clamps in performance applications. Clamps feature a 3/4" wide band and are sold in pairs.



Part No.	Min O.D.	Max O.D.
ALL18344	1-1/2"	1-3/4"
ALL18345	1-3/4"	2"
ALL18347	2"	2-3/8"
ALL18349	2-1/4"	2-5/8"
ALL18350	2-3/8"	2-3/4"
ALL18351	2-3/4"	3-1/4"
ALL18352	3"	3-3/8"
ALL18353	3-1/4"	3-5/8"
ALL18354	3-3/4"	4-1/4"
ALL18355	4-1/4"	4-5/8"

## Performance Mechanical Fuel Pumps

Lightweight die-cast three valve pump is great for use with Sportsman type engines up to 700HP and 8,000 RPM. Pump features AN-style inlet and outlet fittings for easy plumbing. Lower section is clockable every 30° to fit most applications. Pump is rated at 45 GPH @ 7-8.5 PSI and does not require an external fuel pressure regulator.



Part No.	Description
ALL40266	-8AN Inlet / -8AN Outlet
ALL40267	-10AN Inlet / -8AN Outlet

## Replacement Fittings

Part No.	Description
ALL50915	-8AN Fitting
ALL50916	-10AN Fitting

## Sportsman 2-Valve Fuel Pumps

Pumps with aluminum housings have 1/4"NPT inlet/outlet fittings, heavy-duty diaphragms, anti-float springs, and "clockable" lower base for rotation of inlet and outlet. Pumps deliver 6-1/2 to 8 PSI with 80 GPH free flow.



Part No.	Description
ALL40260	SB Chevy
ALL40261	BB Chevy
ALL40262	SB Ford

## SB Chevy Fuel Pump Mount Plate

### ALL40254

OE-style plate replaces lost or missing mounting plate required to mount mechanical style fuel pump to most small block Chevrolet engines. Clear zinc-plated finish may also be painted to match original appearance. Mounting hardware included.



## SB Chevy Fuel Pump Block-Off Plate

### ALL40255

Plate covers mechanical fuel pump engine opening on most small block Chevrolet engines when omitting a mechanical-style fuel pump. Plate is often used when converting to electric or belt-driven fuel pumps. Clear zinc-plated finish may also be painted.



## Billet Fuel Pump Block-Off Plates

CNC-machined billet aluminum plates cover the mechanical pump opening in the engine block and include a gasket and stainless steel fasteners.



ALL40306

Description	Blue	Clear	Red	Black
SB Chevy	ALL40300	ALL40301	ALL40302	ALL40306
BB Chevy, SB/BB Ford†, SB/BB Chrysler	ALL40303	ALL40304	ALL40305	ALL40307

†Will not fit Ford 351C, 351M-400.

## Fuel Pressure Regulator

### ALL40290

Place regulator between fuel pump and carburetor to regulate fuel pressure when using mechanical and electric performance fuel pumps. Two-piece aluminum body has a single 3/8"NPT inlet port on the bottom and two 3/8"NPT side outlet ports. "Dead Head" style regulator does not require a return line back to fuel tank or cell. 1/8"NPT port for mounting a fuel pressure gauge or sender line. Regulator also includes steel mounting bracket. Regulator is gasoline, ethanol, and E85 compatible. Use with 4.5 to 14 PSI systems. Not methanol compatible.



## Replacement Part

Part No.	Description
ALL99430	Rebuild Kit

## Shockproof Pressure Gauges

1-1/2" diameter gauges are constructed using reliable brass internal parts and have a 1/8"NPT male fitting on the backside of the gauge. Dry gauges feature a chrome-plated steel housing, while glycerin-filled gauges help dampen the effect of pulsation and pressure spikes of the gauge needle and feature a stainless steel housing.



ALL80200

Description	Glycerin-Filled	Dry Type	Engine Turned
0-15 PSI	ALL80200	ALL80210	ALL80220
0-30 PSI	ALL80202	-	ALL80222
0-60 PSI	ALL80204	ALL80214	ALL80224
0-100 PSI	ALL80206	ALL80216	ALL80226
0-1,500 PSI	ALL80208 (NOS)	ALL80218	-

## Hi-Flow Chrome Fuel Filter

### ALL40250

Canister-type filter has 3/8"NPT inlet and outlet, a replaceable 10-micron element, and 90 GPH flow.



## Replacement Part

Part No.	Description
ALL40251	Replacement Element and Seals



## In-line Aluminum Fuel Filters

Black anodized, high-flow in-line filters are available with no element or with a stainless or paper element. Choose correct bracket and mount to chassis tubing along fuel line. Filter elements are 8" long and fit in a 9" housing. Overall length is 12" and outside diameter is 2". Filter flows enough fuel for any race car. Stainless elements are compatible with E-85 and methanol fuels.



### Black Anodized Fuel Filters

Fitting Size	With Paper Element	With Stainless Element	Without Element
-6AN Ends	ALL40238	ALL40239*	ALL40243
-8AN Ends	ALL40216	ALL40218*	ALL40244
-10AN Ends	ALL40217	ALL40219*	ALL40245
-12AN Ends	ALL40240	ALL40242*	ALL40246

### Replacement Parts

Part No.	Description
ALL40220	Paper Element (10 Micron)
ALL40222*	Stainless Element (63 Micron)
ALL40223	-6AN End Cap
ALL40224	-8AN End Cap
ALL40226	-10AN End Cap
ALL40225	-12AN End Cap
ALL40236	Spring
ALL40237	O-Ring 2-Pack

\*Compatible with E-85 fuels



### Filter Fact:

Filter element must be installed with the closed end and the spring toward the INLET end of housing. The open end faces the OUTLET.

## Fuel Filter Brackets

Brackets mount Allstar in-line aluminum fuel filters to round or square tubing and flat surfaces. Flush-mount bracket fastens to flat panels like a frame rail or firewall. A locking set screw holds filter in place. Brackets for round and square tubing clamp with caps secured by Allen head screws. Sold each.

Part No.	Tubing Size	Tubing Shape
ALL40229	1-1/4"	Round
ALL40227	1-3/8"	Round
ALL40228	1-1/2"	Round
ALL40230	1-3/4"	Round
ALL40232	2" x 2"	Square
ALL40235	Flush Mount	-



ALL40235



ALL40232

## Aluminum Fuel Line

Aluminum fuel line is seamless and available in three diameters. 25' coil.

Part No.	Description
ALL40180	3/8" O.D.
ALL40185	1/2" O.D.
ALL40186	5/8" O.D.



## Fuel Line

Premium fuel line is reinforced to help prevent kinking and is rated up to 50 PSI for use with carbureted applications. Fuel line is compatible with gasoline, E-85, diesel, and biodiesel and has many other uses including connecting PCV valves, coolant overflow tanks, and vent lines for transmissions and differentials. Line size indicated is I.D. of hose.



**Note:** Line is not for use with fuel injection and is not submersible.

Part No.	Description
ALL40350	Paper Element (10 Micron)
ALL40351	Stainless Element (63 Micron)
ALL40353	-6AN End Cap
ALL40354	-8AN End Cap
ALL40356	-10AN End Cap
ALL40357	-12AN End Cap

## Vacuum Line

Premium vacuum line resists kinking and is pliable for easy routing. Often used when connecting sensors, vacuum advance units, windshield washers, or replacing existing cracked, leaking vacuum lines. Size indicated is I.D. of hose.



Part No.	Description
ALL40340	5/32", 5' Long
ALL40341	5/32", 50' Long
ALL40342	7/32", 5' Long
ALL40343	7/32", 50' Long

## Coiled Tubing

Coiled tubing works great for building 1-piece custom fuel lines without unions. Stainless steel tubing is 304 grade and double annealed for easy flaring and bending. Tubing does not include flare nuts (sold separately).



Part No.	Description
ALL48327	5/16" Standard Zinc, 25'
ALL48328	3/8" Standard Zinc, 25'
ALL48322	3/8" Stainless, 20'

## Inverted Flare Nuts

Flare nuts are used for building custom length lines.

Part No.	Size	Material	Qty.
<b>Flare Nuts for 5/16" Fuel Line</b>			
ALL50140	1/2"-20	Zinc-Plated	10-Pack
ALL50141	1/2"-20	Stainless	4-Pack
<b>Flare Nuts for 3/8" Fuel Line</b>			
ALL50142	5/8"-18	Zinc-Plated	10-Pack
ALL50143	5/8"-18	Stainless	4-Pack



Zinc



Stainless Steel



## Heat Sleeve

High-temperature silicone-coated fiberglass sleeving is non-flammable and resists temperatures up to 500°F.

An excellent choice for protection of fuel lines, wiring, cables and various similar uses. Sleeving is resistant to gasoline and many other chemicals. Sold in 3' lengths. Size referenced is sleeve I.D. or O.D. of hose to be covered.



ALL34284

Color	1/4"	1/2"	3/4"	7/8"	1"
Orange	ALL34280	ALL34282	ALL34284	ALL34285	ALL34286
Black	ALL34290	ALL34292	ALL34294	ALL34295	ALL34296

## Adjustable Fuel Logs

Adjustable fuel logs feature over 4" of adjustment to work with a variety of dual inlet carburetors. Black anodized aluminum log has a -8AN fuel inlet and a 3/8"NPT plug in rear port that can be removed to install a return line or fuel pressure regulator.



ALL26150

Part No.	Description
ALL26150	Fuel Log with 7/8"-20 Fitting (Standard Holley)
ALL26151	Fuel Log with 3/4"-16 ORB Fitting (Holley Ultra HP)

## Fuel Logs

Fuel logs efficiently provide fuel to most 4150 series Holley style carburetors with 7/8"-20 inlet threads and standard metering blocks. Choose log with a -8AN male inlet fitting or -8 barbed inlet fitting for use with push lock hose. Logs have 1/2"NPT and 1/8"NPT plugs that can be removed to install a return line or fuel pressure gauge.




ALL26153

Part No.	Description
ALL26152	Fuel Log with -8 Barbed Inlet Fitting
ALL26153	Fuel Log with -8AN Male Inlet Fitting

## GM T.P.I. Fuel Injection Fittings

Special tube O-ring fittings convert GM Tuned Port Injection fuel systems to -6AN fittings.



Part No.	Description
ALL50950	TPI Return Fitting, 14mm-1.50
ALL50951	TPI Inlet Fitting, 16mm-1.50



## Aluminum Carb Fittings

Convert Holley carburetors with 7/8"-20 threads, Holley Ultra HP with 3/4"-16 ORB threads, or BG/Demon style with 9/16"-24 threads to an AN-style connection. Anodized aluminum fittings simplify plumbing fuel systems and building custom fuel lines. Fittings sold each.



ALL50890  
ALL50892

ALL50900

ALL50902

ALL50901

ALL50896

ALL50904

ALL50906

ALL50905

Fittings With:	Blue	Black
Female -6AN End Holley (7/8"-20)	ALL50890	ALL50892
Male -6AN End Holley (7/8"-20) Short	ALL50894	ALL50896
Female -8AN End Holley (7/8"-20)	ALL50900	ALL50902
Female -8AN End Holley HP (3/4"-16 ORB)	-	ALL50907
Female -8AN End BG/Demon (9/16"-24)	ALL50901	-
Male -8AN End Holley (7/8"-20) Short	ALL50904	ALL50906
Male -8AN End Holley (7/8"-20)	ALL50905	-

## Replacement Part

Part No.	Description
ALL50910	Sealing Washer for 7/8" Fittings, 10-Pack



## Fuel Line Kits

Dual-feed fuel line kits include the correct fittings and hoses to properly plumb single carburetor applications when connecting to AN-style fittings. Line kits also include a capped -4AN fitting which can be easily connected to a fuel pressure gauge. Kits are offered with -6AN or -8AN lines and fittings.




Application	C To C	Carb Thread	Red/Blue	Black
-6 Holley (4150 Series)	9-5/16"	7/8"-20	ALL26154	ALL26164
-8 Holley (4150 Series)	9-5/16"	7/8"-20	ALL26156	ALL26166
-8 Holley (4150 Series)*	9-5/8"	7/8"-20	ALL26159	ALL26169
-8 Holley Ultra HP (4150 Series)	9-5/8"	3/4"-16	-	ALL26165
-8 Holley Dominator (4500 Series)	11-5/8"	7/8"-20	ALL26158	ALL26168
-8 BG Demon	9-5/8"	9/16"-24	ALL26157	ALL26167

\*Designed for carburetors with custom metering block including Willy's and KB.



### Throttle Return Spring Brackets

Billet aluminum bracket can be used with cable or mechanical linkage. Bracket fastens to carb mounting studs and includes dual stainless steel return springs which are adjustable for tension. A specially designed return spring arm attaches to the carb for simplified installation and smooth operation. Low-profile design clears most air cleaner assemblies.



ALL54201

Carb Size	Clear	Black
4150/Edelbrock	ALL54200	ALL54202
4500	ALL54201	ALL54203

**Note:** Longer carburetor studs will be required to accommodate bracket.

### Adjustable Throttle Brackets with Return Springs

Billet aluminum throttle bracket securely mounts and holds throttle cable in place. Bracket fastens to carb mounting studs and includes dual stainless steel return springs which are adjustable for tension. Specially designed return spring arm attaches to the carb for simple installation and smooth operation. Low-profile design clears most air cleaner assemblies. Optional transmission kickdown brackets mount to the underside of throttle cable brackets.



ALL54211

Carb Size	Cable Style	Clear	Black
4150/Edelbrock	GM	ALL54210	ALL54211
4150/Edelbrock	Lokar	ALL54214	ALL54215
4150/Edelbrock	Morse	ALL54218	ALL54219
4150/Edelbrock	Ford	ALL54222	ALL54223
4150/Edelbrock	Mopar	ALL54224	ALL54225
4500	GM	ALL54226	ALL54227
4500	Lokar	ALL54230	ALL54231
4500	Morse	ALL54234	ALL54235
4500	Ford	ALL54238	ALL54239
4500	Mopar	ALL54240	ALL54241

**Note:** Longer carburetor studs will be required to accommodate bracket.

### Transmission Kickdown Brackets

Kickdown bracket attaches to the bottom of Allstar's adjustable throttle brackets. Fully adjustable to achieve correct cable setting.



ALL54276

Part No.	Description
ALL54276	GM Style, Clear
ALL54277	GM Style, Black
ALL54278	Lokar Style, Clear
ALL54279	Lokar Style, Black

### Carb Stud Spacers

**ALL99388**

Spacers provide added clearance between throttle brackets and carburetors when needed. Spacers are 5/16" tall with 11/16" I.D. Package of 2.



### Aluminum Carb Linkage with Return Spring Kit

**ALL54158**

Linkage kit includes a 24" linkage with 1/4" rod ends for smooth operation and a return spring kit for 2300 2bbl/4150 4bbl Holley style carburetors. Return spring kit includes correct stepped bushings, mounting hardware, and heavy and light rate return springs. Throttle rod is easily formed to fit many applications and may be shortened and rethreaded using a 1/4"-28 tap.



### Replacement Parts

Part No.	Description
ALL54159	Carb Linkage Only
ALL54168	Return Spring Kit

### Carb Mount Return Spring Kit

**ALL54168**

Kit includes chrome-plated steel bracket, springs, bushings and hardware to fit a variety of applications. Universal.



### Return Spring Bracket

**ALL54167**

Chrome plated steel bracket provides mounting location for return spring.



### Universal Return Spring Kit

**ALL54166**

Kit includes two springs and mounting bracket.



### Return Springs

**ALL54163**

Universal springs for carburetor are 11-1/2" long unextended. Package of 2.



### Throttle Bushing Kit

**ALL54164**

Aluminum bushings are stepped for clearance and adapt from 1/2" to 1/4" holes.





## Hot Rod Ford 9" Housings



Steel Hot Rod housings are built with all new components. The center section is centered, so the pinion yoke is offset approximately 1" to the right allowing for symmetric tube bracketry on each side. Housing includes vent, carrier studs, and axle bearing retainer T-bolts. Tube diameter is 3" with 3/16" wall thickness and features large bearing Late/Torino style ends. Axles sold separately

Part No.	Axle Housing Width	Axle Housing Width w/ Axle*
ALL68830	51"	56"
ALL68832	53"	58"
ALL68834	55"	60"

\*Width measurements are from axle flange to axle flange when using axles with a 2-1/2" offset.

## Ford 9" Cut-to-Fit Flanged Axles

Cut-to-fit 31-spline axles for Ford 9" rear ends are a great alternative to custom axles for street, drag racing, and circle track use. Axles are drilled for .687" press-in style wheel studs and have multiple wheel bolt patterns for 5 on 4-1/2", 4-3/4" and 5" bolt circles. Axles have .470" thick flanges with a 5.94" outer diameter and a 3.06" hub register to center most rotors and drums. Axles with bearings have a 3.150" O.D. bearing installed for housings with large bearing ends, a press-on sleeve to retain bearing to the axle, and an axle retainer for large bearing late/Torino-style housing end. Wheel studs sold separately.



Part No.	Description
ALL67500	Axle, 29-1/2" Long (with 10" of Spline)
ALL67501	Axle with Bearing, 29-1/2" Long (with 10" of Spline)
ALL67502	Axle, 33" Long (with 9" of Spline)
ALL67503	Axle with Bearing, 33" Long (with 9" of Spline)

Note: Axle includes a spacer which allows axle to be a replacement for 2.36" or 2.50" offset axles. Spacer is pre-installed between axle flange and bearing assembly for 2.50" offset.

## Related Items

Part No.	Description
ALL44111	1/2"-20 Wheel Studs, 5-Pack
ALL44117	5/8"-18 Wheel Studs, 5-Pack
ALL72315	Replacement Axle Bearing

## Ford 9" Housing Ends

Housing ends are welded into 3/16" wall x 3" O.D. axle tubes when building a custom width housing or converting to larger axles. Ends feature a stepped design with a beveled welding flange to help position flange in tube for easier installation.



Part No.	Description
ALL68308	Late/Torino Style
ALL68309	Early Style

## Ford 9" Axle Bearing Assembly

### ALL72315

Replacement rear axle bearing used in many Ford car and truck rear ends. Bearing measures 3.150" O.D. to fit into Big Ford housing ends and has an I.D. of 1.565". A seal and press-on retaining sleeve are included.



## Ford 9" Axle Spacer Plates

Spacer plate takes the place of drum brake backing plate and properly preloads the tapered style axle bearing. Spacers fit large bearing Ford 9" housing ends. Sold each.



ALL72318

Part No.	Description
ALL72318	Late/Torino Style
ALL72319	Early Style

## Ford 9" Axle Retainers

Retainer bolts to the housing end to retain the axle/bearing into large bearing Ford 9" housings. Steel retainer is 3/16" thick and designed to fit over axles, eliminating the need to remove bearing from axle.



Part No.	Description
ALL72316	Late Torino Style (3/8" Fasteners)
ALL72317	Early Style (1/2" Fasteners)

## 9" Ford Backing Plate T-Bolts

Unique T-head bolts are required to fasten backing plates or brake brackets to Ford 9" housing ends. Kits include bolts, lock washers and nuts. Package of 8.



Part No.	Description
ALL72042	3/8"-24 x 1-1/4" (Late/Torino Style)
ALL72043	1/2"-20 x 1-1/8" (Early Style)

## GM 7.5" Ring Gear Spacer

### ALL70100

Spacer allows installation of 3.23 and numerically higher ratio gear sets with standard thickness ring gears into 3.08 and numerically lower carriers. Steel spacer is .3125" thick and includes ten 7/16"-20 x 1-1/4" UHL LH bolts.



## Gear Marking Compound Kit

### ALL78250

Gear marking compound kit is a good way to identify correct gear contact area when installing or adjusting ring and pinion gear sets. Kit includes gear marking compound and application brush.







## Ring And Pinion Installation Kits

Allstar ring and pinion installation kits are available with or without bearings. Kits contain all the hard-to-find individual parts for a quick, trouble-free installation.

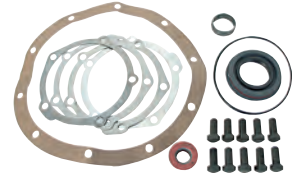
### Bearing Kits Include:\*

- Pinion And Side (Carrier) Bearings
- Pinion Seal
- Pinion Depth Shims
- Adjustable Side (Carrier) Shims
- Crush Sleeve or Solid Spacer
- Pinion Nut
- 1-oz Tube of Silicone or Gasket
- Gear Marking Compound
- Ring Gear Bolts



### Shim Kits Include:\*

- Pinion Seal
- Pinion Depth Shims
- Adjustable Side (Carrier)
- Shims, Two (If Applicable)
- Crush Sleeve or Solid Spacer
- Pinion Nut
- 1-oz. Tube of Silicone or Gasket
- Gear Marking Compound
- Ring Gear Bolts



\*Kit components shown for reference only, specific components will vary depending on application.

Bearing Kit	Shim Kit	Carrier Type	Application
<b>General Motors</b>			
ALL68515	ALL68615	10-Bolt	7.5", Passenger and Light Truck S-10 1982-1998
-	ALL68616	10-Bolt	7.5", Passenger, Except Monza 1977-1981
-	ALL68622	10-Bolt	8.2", Chevy Passenger and G-10 Van, 30-Spline Pinion
ALL68521	ALL68621	10-Bolt	8.5", 30-Spline Pinion Passenger and Light Truck 1964-72
ALL68518	ALL68618	12-Bolt	8.875", Chevy And GMC Truck and Blazer, 1.438" Pinion 1970-98
ALL68519	ALL68619	12-Bolt	8.875", Chevy High-Performance Passenger Axle, 1.625" Pinion
<b>Chrysler</b>			
ALL68532	ALL68631	8-3/4"	489 Casting with 2.000" I.D. Carrier Bearings (Large #9 on Side of Casting)
ALL68531	ALL68631	8-3/4"	489 Casting with 1.796" I.D. Carrier Bearings (Large #9 on Side of Casting)
ALL68537	ALL68637	8-3/4"	742 Casting with 1.796" I.D. Carrier Bearings (Large #2 on Side of Casting)
<b>Ford Motor Company</b>			
-	ALL68639	8"	"Pig" Type, 25-Spline Pinion
ALL68513	ALL68613	8.8"	Salisbury Type qith 10-Bolt Cover, 30-Spline Pinion
ALL68510	ALL68610	9"	2.893" Carrier Bearing, Stock 28-Spline Pinion Support, Solid Spacer
ALL68511	ALL68611	9"	2.893" Carrier Bearing, Stock 28-Spline Pinion Support, Crush Sleeve
ALL68509	ALL68610	9"	3.062" Carrier Bearing, Stock 28-Spline Pinion Support, Solid Spacer
ALL68512	ALL68611	9"	3.062" Carrier Bearing, Stock 28-Spline Pinion Support, Crush Sleeve
ALL68539	ALL68610	9"	3.062" Carrier Bearing, Daytona 28-Spline Pinion Support, Solid Spacer
ALL68538	ALL68611	9"	3.062" Carrier Bearing, Daytona 28-Spline Pinion Support, Crush Sleeve
ALL68543	ALL68610	9"	3.250" Carrier Bearing, Daytona 28-Spline Pinion Support, Solid Spacer
ALL68542	ALL68611	9"	3.250" Carrier Bearing, Daytona 28-Spline Pinion Support, Crush Sleeve
ALL68540	-	9"	3.250" Carrier Bearing, MW or Strange 28-Spline Pinion Support, No Spacer or Crush Sleeve
ALL68541	-	9"	3.250" Carrier Bearing, MW or Strange 35-Spline Pinion Support, No Spacer or Crush Sleeve
<b>Dana</b>			
ALL68533	ALL68633	-	Model 44/1967-1997
ALL68534	ALL68634	-	Model 60 And 61/1966-1998

## Ring and Pinion Gear Sets

Quality differential components are suitable for race, street, and off-road use. Lapped in matched sets for quiet operation.

### GM 7.5"

Sets fit 10-bolt with 7.5" ring gear, 1.438" diameter pinion stem and 27-spline pinion.

Part No.	Ratio	Tooth	Part No.	Ratio	Tooth
ALL70110*	3.23	42-13	ALL70115†	3.73	41-11
ALL70112*	3.42	41-12	ALL70116*	4.10	41-10
ALL70113†	3.42	41-12	ALL70117†	4.10	41-10
ALL70114*	3.73	41-11	ALL70118*	4.56	41-9

\*Set includes standard width ring gear for use with 3.23 and numerically higher ratio carriers or when using 3.08 and numerically lower ratio carriers and ALL70100 spacer.

### GM 8.5"

Sets fit 10-bolt with 8.5" ring gear, 1.625" diameter pinion stem and 30-spline pinion.

Part No.	Ratio	Tooth	Part No.	Ratio	Tooth
ALL70120	3.08	40-13	ALL70126	4.10	41-10
ALL70122	3.42	41-12	ALL70128	4.56	41-9
ALL70124	3.73	41-11			



### Ford 9"

Sets fit 10-bolt with 9" ring gear, 1.313" diameter pinion stem and 28-spline pinion.

Part No.	Ratio	Tooth	Part No.	Ratio	Tooth
ALL70010	3.50	35-10	ALL70028	5.14	36-7
ALL70012	3.70	37-10	ALL70030	5.29	37-7
ALL70014	3.89	35-9	ALL70032	5.43	38-7
ALL70016	4.11	37-9	ALL70034	5.67	34-6
ALL70018	4.33	39-9	ALL70036	5.83	35-6
ALL70020	4.56	41-9	ALL70038	6.00	30-5
ALL70022	4.71	33-7	ALL70040	6.20	31-5
ALL70024	4.86	34-7	ALL70042	6.33	38-6
ALL70026	5.00	30-6	ALL70044	6.50	39-6



## GM Axle C-Clips

Replacement C-clips for popular GM 10 and 12-bolt axles. Package of 2.



Part No.	Description
ALL66120	10-Bolt (7.5")
ALL66121	10-Bolt (8.5") and 12-Bolt (8.875")

## Ford 9" Housing Studs


### ALL72040

Studs secure the center section to the housing and are installed by pulling through with a nut for a press fit. 3/8"-24 threads. Package of 10.



## Ford 9" Gaskets

Gaskets are precision die-cut to ensure a leak free seal.



Part No.	Description	ALL72044
ALL72044	Paper	
ALL72045	Composite with Steel Core	

## Cross Pins

Part No.	Description
ALL68120	Ford 8.8" and 9" (3/4")
ALL68167	GM 10-Bolt (7.5" Ring Gear)
ALL68163	GM 10-Bolt (8.2" Ring Gear)
ALL68161	GM 10-Bolt (8.5" Ring Gear)
ALL68165	GM 12-Bolt (8.875" Ring Gear)



## Ford 9" Pinion Support

### ALL68396

"Daytona" forged aluminum pinion support replaces original equipment cast iron support. Support is furnished with races installed and is for use with 28-spline pinion gears.



## Pinion Seals

Replace leaking or damaged seals in most popular differentials.



Part No.	Description
ALL72145	Quick-Change 5/16" Wide
ALL72144	Quick-Change 1/2" Wide
ALL72143	Quick-Change 3/4" Wide
ALL72146	Ford 9" Standard, 28-Spline, 3" O.D.
ALL72147	7.5" GM
ALL72148	8.5" GM

## Pinion Yoke Wrench

### ALL68372

Wrench fastens to most popular pinion flanges and companion flanges to hold when setting bearing pre-load and tightening retaining bolt or nut.



## Pinion Yokes



ALL68380

ALL68382

ALL68384

Part No.	Spline	U-Joint	Width	Cap Dia.	Material	Length
<b>Ford 9" Yokes</b>						
ALL68384	28	1310	3-1/4"	1.062"	Aluminum	Standard
ALL68375	28	1310	3-1/4"	1.062"	Cast Steel	Standard
ALL68376	28	1330	3-5/8"	1.125"	Cast Steel	Standard
ALL68377	28	1330	3-5/8"	1.125"	Cast Steel	1" Longer
ALL68380	28	1350	3-5/8"	1.187"	Forged Steel	Standard
ALL68382	35	1350	3-5/8"	1.187"	Forged Steel	Standard
<b>Quick-Change Yokes</b>						
ALL68385	10	1310	3-1/4"	1.062"	Cast Steel	Standard
ALL68386	10	1310	3-1/4"	1.062"	Cast Steel	1" Longer

## Pinion Nuts

Replace original worn or damaged nuts each time a gear set is changed. Nut secures driveshaft yoke to pinion gear.



Part No.	Description
ALL72155	Ford 8.8" and Standard 9"
ALL72156	GM 7.5 and 8.5

## U-Joints

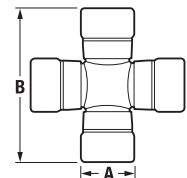
Performance U-joints are greasable and fit a variety of driveshaft combinations.



**1310 Series:** 3.218" Wide with 1.062" Diameter Caps  
**1330 Series:** 3.622" Wide with 1.062" Diameter Caps  
**1350 Series:** 3.622" Wide with 1.187" Diameter Caps

## U-Joints with Same Cross Width

Part No.	Description
ALL69030	1310 Series
ALL69031	1330 Series
ALL69032	1350 Series



Width = B, Caps = A

## U-Joints with Different Cross Widths

Part No.	Description
ALL69034	1310 to 1330
ALL69037*	1310 to 1330
ALL69035	1310 to 1350
ALL69036	1330 to 1350

\*Standard 1330 spread with larger 1.125" diameter caps.

## U-Bolt Kits

U-bolt kits for 1310, 1330 and 1350 series U-joints secure driveshaft to pinion yoke. Sold in pairs with nuts and lock washers.



U-Bolt	U-Joint Series	Cap	Thread	"A"	Stud CTC "B"
Std. ALL69015	1310/1330	1-1/16"	5/16"-24	1-3/4"	1.400"
X-Long ALL69017	1310/1330	1-1/16"	5/16"-24	2"	1.400"
Std. ALL69018	1330 <sup>†</sup>	1-1/8"	5/16"-24	1-7/8"	1.575"
Std. ALL69016	1350	1-3/16"	3/8"-24	2"	1.625"

<sup>†</sup> 1330 with big caps (1.125")



### GM U-Joint Strap Kit

#### ALL69014

Replacement O.E. style U-joint strap kit fits popular GM pinion yokes including 7.5", 8.2", 8.5" 10-bolt and other popular rear ends. Kit is designed for 1-1/8" (1.125") diameter caps and includes (2) 5/8" wide steel straps with 1-7/8" CTC holes and (4) 1-1/2" long 5/16"-24 grade 8 bolts.



### Ford 9" U-Joint Girdle Kit

#### ALL69025

Aluminum U-joint girdles replace standard steel U-bolts and provide more surface clamping area for 1310 and 1330 (1-1/16") U-joint caps. Girdle design helps prevent over-tightening and includes mounting hardware.



### Universal Driveshaft Loop

#### ALL69000

Universal driveshaft loop contains the driveshaft if a yoke or U-joint fails. Loop is 1/4" thick x 2" wide mild steel and fully adjustable to fit most cars.



### Driveshaft Loop for 1979-2004 Mustangs

#### ALL69006

Driveshaft safety loop bolts on to help retain the front of the driveshaft in the event of a U-joint or other drivetrain component breakage. Black epoxy-coated all-steel loop includes mounting hardware and complete instructions. Loop is designed to fit inside factory tunnel and work with most driveshafts up to 4" in diameter.



### Swan Neck Mirrors

#### ALL76400

Beautiful exterior rear view mirrors have a 4" diameter stainless steel head and a 5" long chrome arm. Mounting is blind with one bolt. Sold in pairs.



### 4" Peep Mirrors

#### ALL76401

Chrome Peep mirrors have a 4" stainless steel head and can be slipped over the top edge of driver and passenger side doors and secured with Allen head screws. Arm pivots 360° to any position and has a crowned end to lock in the desired position. Includes protective rubber pads. Sold in pairs.



### Two-Point Non-Retractable Seat Belts

Two-point, non-retractable lap belt is manually tightened and mounts to two points on the vehicle floor. Belts feature an easy push-button release and are sold individually. Installation hardware kits sold separately.



Part No.	Description
ALL98110	Black
ALL98111	Gray
ALL98112	Charcoal
ALL98113	Tan



#### Related Parts

Part No.	Description
ALL98120	Anchor Plates, 1-Pair
ALL98121	Installation Hardware Kit

### Three-Point Retractable Seat Belts

Three-point retractable system has three anchoring points, two on the vehicle floor and one on the B-pillar. Belts feature an easy push-button release and are sold each. Installation hardware kits sold separately.



Part No.	Description
ALL98115	Black
ALL98116	Gray
ALL98117	Charcoal
ALL98118	Tan

#### Related Parts

Part No.	Description
ALL98120	Anchor Plates, 1-Pair
ALL98121	Installation Hardware Kit



ALL98121

### Seat Belt Anchors

#### ALL98120

Anchor plates reinforce stock type floor pan when mounting seat belts. Plates are 1/8" thick and have a 9/16" mounting hole. Package of 2.



### Seat Track Assembly

#### ALL98100

Mount aftermarket seats quickly and easily. Includes two seat tracks, adjustment handle and hardware.



### Bolt-In Lower Seat Mount Brackets

#### ALL98130

Seat brackets are constructed of 3/16" aluminum and designed to fasten an aluminum racing seat to a reinforced stock style floor pan. Additional floor reinforcements recommended as required per sanctioning body rules.





## "Double D" Steering Shafts

Solid steel shaft has the appearance of two D's stacked back to back when viewed from the end or simply a 3/4" round shaft with flats on opposite sides. Often used with stock-type couplers, this shaft can be used in assemblies without welding. Commonly connected to U-joints using a set screw, the shaft should be dimple drilled to help pilot set screws and help prevent the assembly from sliding apart. ALL52132 oversized rod end is commonly used to support steering shaft. Consult sanctioning rules to verify proper installation when building a steering assembly.

Part No.	Description
ALL52175	24" Shaft
ALL52176	30" Shaft
ALL52177	36" Shaft
ALL52178	60" Shaft
ALL52179	72" Shaft



## Mustang II Spindles

Mustang II/Pinto spindles are direct replacements for stock O.E. spindles featuring the stock 10° pin inclination and upper and lower ball joint tapers. Spindles accept Granada or Hybrid style rotors with corresponding caliper brackets, calipers and brake pads.

### Stock Height Spindles

Part No.	Description
ALL56307	Spindles, Pair
ALL56308	Spindle LH
ALL56309	Spindle RH

### 2" Dropped Spindles

Part No.	Description
ALL56305	Spindles, Pair

### Related Components

Part No.	Description
ALL42110	LH Caliper Bracket for Granada Rotor
ALL42111	RH Caliper Bracket for Granada Rotor
ALL42084	LH GM Metric Caliper
ALL42083	RH GM Metric Caliper
ALL72308	Granada Master Bearing and Seal Kit



## Aluminum Lowering Blocks

Easily adjust ride height on leaf spring cars. Standard and adjustable styles are available in extruded or billet aluminum. Blocks are 2-1/2"W x 5"L. Sold each.

Part No.	Height	Pin Dia.
<b>Extruded Aluminum</b>		
ALL56130	1"	9/16"
ALL56131	1-1/2"	9/16"
ALL56132	2"	9/16"
ALL56133	2-1/2"	9/16"
ALL56134	3"	9/16"
<b>Billet Aluminum</b>		
ALL56060	3/4"	5/8"
ALL56061	1"	5/8"
ALL56062	1-1/2"	5/8"
ALL56063	2"	5/8"
ALL56064	2-1/2"	5/8"
ALL56065	3"	5/8"
ALL56136*	1-1/2" Adj.	5/8"
ALL56138*	2-1/2" Adj.	5/8"




\*Pins on blocks can be adjusted 1-1/4" to the front or rear of center position.

## Leaf Spring U-Bolt

### ALL68344

Leaf spring U-bolt fits 3" axle tubes, has a 1/2" diameter and is 10" long. Heat-treated steel bolt is sold each.



## U-Bolt Pads

Universal style U-bolt pads fit 3" diameter axle tubes and leaf springs up to 2-1/2" wide using 1/2" U-bolt fasteners.



Center alignment hole is 5/8" to accept most lowering blocks or spring bolts. 1/4" thick formed steel pads have a gusseted shock mount with a welded bung to accept 1/2" mounting hardware.

Part No.	Description
ALL60036	RH Pad
ALL60037	LH Pad
ALL60038	Dual Mount Pad

## Leaf Spring Shackles

6-hole brackets for mounting leaf springs are 9"L x 2"W and have 1/2" diameter holes spaced 1" on center. Package of 2.

Part No.	Description
ALL60055	Steel 1/4" Thick
ALL60056	Aluminum 3/8" Thick



ALL60055 ALL60056



## Tubing Notcher

### ALL10411

Notcher works with most standard hole saws to create a notch on end of round tubing for properly attaching round tubing to round tubing, often used when building roll cages, bumpers or custom chassis. Notcher features an adjustable holding fixture which automatically centers tubing to create a notch from 90° to 45° degrees in tubing up to 2". Notcher is commonly clamped into a bench vise or bench mounted and used with a hand drill. Note: Hole saw used should be the size of tube accepting notched tube.



### Replacement Part

Part No.	Description
ALL10402	5/8"-18 Thread Adapter



ALL10402

Note: Tubing notcher includes a 1/2"-20 arbor thread and 5/8"-18 adapter. Most hole saws up to 1-1/8" diameter use 1/2"-20, larger hole saws use 5/8"-18 thread.

## Hole Saw Set

### ALL10412

Use with tubing notchers. Does not include an arbor for a hand drill. Set includes one of each size: 3/4", 1", 1-1/4", 1-1/2", 1-5/8", and 1-3/4". Hole saws up to 1-1/8" diameter use 1/2"-20 thread, larger hole saws use 5/8"-18 thread.



### Individual Hole Saws

Part No.	Description	Part No.	Description
ALL10413	3/4"	ALL10417	1-1/2"
ALL10414	1"	ALL10418	1-5/8"
ALL10416	1-1/4"	ALL10419	1-3/4"

Note: Hole saws up to 1-1/8" diameter use 1/2"-20 thread, larger hole saws use 5/8"-18 thread.

## Tin Snips

Durable tin snips have offset blades to keep hands clear of metal while cutting. Non-slip jaws cut through sheet aluminum and up to 18-gauge low-carbon steel. Blade length 1-1/4", total tool length 9-1/4".



Part No.	Description
ALL11030	Red, Left Hand
ALL11031	Green, Right Hand



## Deburring Tool

### ALL11036

A fast and easy way to remove burrs from the edges of machined or cut metals. Five-piece kit includes handle, telescopic blade holder, and three unique blades. Handle has built-in storage for blades. Blade holder adjusts from 1" to 5".



### Replacement Part

Part No.	Description
ALL99328	Replacement Blades, 3 Pack

## Sheet Metal Shrinker Stretcher Combo

Make smooth radius curves and contours with Allstar's shrinker/stretcher combo. Shrinker creates inside curves and stretcher expands for outside curves. Each completely assembled tool includes a handle and mounting hardware for securing to a workbench. Tools are capable of forming 18-gauge mild steel, 16-gauge aluminum and 20-gauge stainless. Kit is great for forming fenders, radiator shrouds, or any item needing a smooth radius curve.



Part No.	Description
ALL11023	1 Base with Two Jaws
ALL11024	2 Bases with Two Jaws

## Step Drill Sets

Drill multiple size holes with one bit. Drill sheet metal and aluminum without deforming or distorting. Bits start on contact, deburr, and chamfer while drilling, and do not require a center punch. Titanium nitride coated high speed steel. 1/4" shank.



ALL11041

### ALL11040 (3-Piece Set)

Drill Bit	Sizes
Six Step	3/16", 1/4", 5/16", 3/8", 7/16", 1/2"
Nine Step	1/4", 5/16", 3/8", 7/16", 1/2", 9/16", 5/8", 11/16", 3/4"
Thirteen Step	1/8", 5/32", 3/16", 7/32", 1/4", 9/32", 5/16", 11/32", 3/8", 13/32", 7/16", 15/32", 1/2"

### ALL11041 (2-Piece Set)

Drill Bit	Sizes
Eleven Step	1/4", 25/64", 35/64", 11/16", 13/16", 7/8", 1", 1-1/8", 1-7/32", 1-1/4", 1-3/8"
Twelve Step	3/16", 1/4", 5/16", 3/8", 7/16", 1/2", 9/16", 5/8", 11/16", 3/4", 13/16", 7/8"

## Cleco Pin Fastener Kits

Cleco pins are reusable and easily make a temporary connection between pieces of sheet metal during fitting. Pins will work with thicknesses up to 1/4", kits include pliers and 10 pins.



Part No.	Description
ALL18221	Kit with 1/8" Pins
ALL18225	Kit with 3/16" Pins



### Aluminum Air Tanks

Portable lightweight aluminum tanks provide an easy way to air up tires. Welded tanks will not rust or corrode and are pressure tested to military specifications up to 300 PSI.

Part No.	Description
ALL10531	7" x 10" Horizontal Tank, 1-1/2 Gallon
ALL10532	7" x 24" Vertical Tank, 2-3/4 Gallon
ALL10530	9" x 11" Horizontal Tank, 2-3/4 Gallon
ALL10534	9" x 20" Horizontal Tank, 5 Gallon



ALL10532

### Valve Stem Puller

**ALL44032**

Puller threads onto valve stem and properly pulls rubber valve stems into place. Large rubber block protects expensive wheels and creates leverage when pulling.



### Valve Core Tool

**ALL44030**

Easily remove and install new valve cores. Base of handle has a machined pattern to aid with grip. Ergonomically designed and crafted from stainless steel. Measures 3" overall length.



### Snap-In Rubber Valve Stems

Economical rubber valve stems pull through wheel for easy installation. Large stem for 5/8" hole is the most popular size valve stem used in racing wheels. Smaller stem for .453" hole is commonly found in stock steel and utility vehicle wheels.



Part No.	Description
ALL44136	Stem for 5/8" (.625") Hole, 4-Pack
ALL44139	Stem For .453" Hole, 4-Pack

### Flush-Mount Valve Stem Kit

**ALL44137**

Chrome-finished steel, bolt-in, valve stem mounts in standard valve stem location and provides a clean semi-flush appearance. Valve stem features an O-ring to seal against the outside of the wheel and a rubber grommet, washer, and nut that seals against the inside of the wheel. Kit includes four valve stems with dust covers and an extension filler tube. Valve stems are designed for use in wheels with .453" valve stem holes.



### Ford Type F Fluid

Ford Type F is an excellent, durable fluid for use wherever a 2-P or M2C33-F fluid is recommended.

1-Quart Bottle	1 Case of (12) Quarts
AMA62836-56	AMA160-62836-56



### Amalie Pro High-Performance Synthetic Blend Motor Oil

A blend of high-quality synthetics and mineral base stocks for outstanding engine protection under severe driving conditions including high-stress racing use. API certified for catalytic converter compatibility.



Description	1-Quart Bottle	1 Case of (12) Quarts
5W-20 Motor Oil	AMA75646-56	AMA160-75646-56
5W-30 Motor Oil	AMA75666-56	AMA160-75666-56
5W-40 Motor Oil	-	AMA160-65696-56
5W-50 Motor Oil	AMA75616-56	AMA160-75616-56
10W-30 Motor Oil	AMA75676-56	AMA160-75676-56
10W-40 Motor Oil	-	AMA160-75686-56
15W-50 Motor Oil	AMA75636-56	AMA160-75636-56
20W-50 Motor Oil	-	AMA160-75696-56

### Chrysler ATF+4

Chrysler ATF+4 is recommended for Chrysler and Daimler Chrysler automatic transmissions.

1-Quart Bottle	1 Case of (12) Quarts
AMA62886-56	AMA160-62886-56



### Amalie Imperial Turbo Formula Motor Oils

Amalie Imperial Turbo Formula motor oil protects regardless of what the operating temperatures are. Imperial Turbo meets or exceeds new car manufacturer warranty requirements. API certified for compatibility with catalytic converters.

Description	1-Quart Bottle	1 Case of (12) Quarts
5W-20 Motor Oil	AMA71046-56	AMA160-71046-56
5W-30 Motor Oil	AMA71066-56	AMA160-71066-56
10W-30 Motor Oil	AMA71076-56	AMA160-71076-56
10W-40 Motor Oil	AMA71086-56	AMA160-71086-56



### Amalie EliXir Full-Synthetic Motor Oil

Carefully developed to meet the most current API Service Classification. EliXir full-synthetic motor oil is formulated with 100% synthetic base stocks and a package of state-of-the-art additives. Versatile formula is well suited for street or competition racing applications. Sold in quart bottles, or in cases of 12 quarts.

Description	1-Quart Bottle	1 Case of (12) Quarts
0W-40 Motor Oil	-	AMA160-65776-56
5W-30 Motor Oil	AMA75766-56	AMA160-75766-56
5W-50 Motor Oil	AMA75716-56	AMA160-75716-56
15W-50 Motor Oil	AMA75736-56	AMA160-75736-56





### Amalie DOT 3 and DOT 4 Brake Fluids

Amalie DOT 3 Premium brake fluid minimizes corrosion, lubricates, controls seal swelling, and operates over a wide range of temperatures. DOT 3 fluid has a minimum boiling point of 450°F and meets or exceeds federal motor vehicle safety standards.

Amalie DOT 4 Premium brake fluid also meets or exceeds federal standards, has corrosion inhibitors, and will maintain proper seal longevity and performance. With a minimum boiling point of 475°F, DOT 4 fluid provides service over a wide temperature range. Enhanced over DOT 3, the fluid can be used wherever DOT 3 or DOT 4 fluids are recommended.



Description	12-oz. Can	8-oz. Can	1 Case of (12) 12-oz. Cans	1 Case of (24) 8-oz. Cans
DOT 3 Brake Fluid	AMA65031-92	-	AMA160-65031-92	-
DOT 4 Brake Fluid	-	AMA65041-92	-	AMA160-65041-92

### Blue Hi-Temp Grease



Lithium complex grease is intended for automotive applications requiring water resistance and protection from extreme pressure, oxidation, and rust. Suitable for wheel bearings, ball joints, etc. Sold in 1-pound tubs, 14-ounce cartridges, or in cases of tubs or cartridges.

1-lb. Tub	1 Case of (12) Tub	14-oz. Cartridge	1 Case of (10) Cartridges
AMA68326-93	AMA160-68326-93	AMA68321-91	AMA160-68321-91

### Amalie EliXir Synthetic Blend Grease



Environmentally "green" as well as green in color, EliXir protects better than older products and assures that leakage will not occur. Outstanding protection under heavy loads at high and low temperatures. EliXir Synthetic blend grease offers improved protection when compared to traditional greases. Sold in 15-ounce cartridges, or in cases of 10 cartridges.

15-oz. Cartridge	1 Case of (10) 15-oz. Cartridges
AMA68342-94	AMA160-68342-94

### Elixir Full Synthetic 75W-90 Gear Lube

Elixir gear lubricant delivers maximum protection to gear sets, providing longer gear life and improved efficiency. GL-5 lubricant is manufactured from 100% synthetic base oils and includes a specialized additive system for unsurpassed durability. Sold in one-quart bottles, or in cases of 12 quarts.

1-Quart Bottle	1 Case of (12) Quarts
AMA73166-56	AMA160-73166-56



### Amalie Limited Slip MP Hypoid LS GL-5 Gear Lube 80W-90

Formulated for limited slip differentials, MP contains an additive to prevent chatter. Meets API GL-5 standards.

1-Quart Bottle	1 Case of (12) Quarts
AMA73026-56	AMA160-73026-56



### Amalie Hypoid Gear Multi-Purpose GL-5 Gear Lube

An economical, competitively priced lube for basic rear axle performance needs. Available in 80W-90 and 85W-140.

Description	1 Quart Bottle	1 Case (12) Quarts
Hypoid Gear Multi-Purpose 75W-90	AMA73116-56	AMA160-73116-56
Hypoid Gear Multi-Purpose 85W-140	AMA73156-56	AMA160-73156-56



### Amalie EliXir Synthetic LS GL-5 Gear Lube

EliXir full-synthetic gear lube is a wide range, multi-grade gear lube (75W-85W-140) with robust additives and improved viscosity modifiers. May be used to replace 75W-90 and 85W-140 lubes currently being used in mixed fleets.

1 Quart Bottle	1 Case (12) Quarts
AMA71376-56	AMA160-71376-56





## Amalie Transmission Fluids DX III-H/M transmission Fluid

DX III-H/M transmission fluid is a premium multi-purpose automatic transmission fluid for use in transmissions specifying Dexron III H/Mercon fluid as well as Allison C-3 and C-4 fluids.



1-Quart Bottle	1 Case of (12) Quarts
AMA72836-56	AMA160-72836-56

## Dexron VI Synthetic Automatic Transmission Fluid

Dexron VI is a synthetic blend, newly formulated and licensed and approved for universal use in passenger cars and light trucks requiring Dexron IV or earlier generation Dexron.



1-Quart Bottle	1 Case of (12) Quarts
AMA72876-56	AMA160-72876-56

## Universal Synthetic Automatic Transmission Fluid

Universal Synthetic Automatic Transmission Fluid is a full synthetic reformulated for universal applications in modern traditional automatic transmissions.



1-Quart Bottle	1 Case of (12) Quarts
AMA72866-56	AMA160-72866-56

## Mercon V Automatic Transmission Fluid

Mercon V is a new formulation for use in new Ford transmissions and transaxles. V meets the new Ford requirements as well as requirements of vehicles requiring Mercon ATF, Dexron III, Chrysler ATF+3 and ATF+4, and Allison C-3 and C-4.



1-Quart Bottle	1 Case of (12) Quarts
AMA62856-56	AMA160-62856-56



AntiGravity Batteries offers lithium-ion batteries that are not only 70% lighter than comparable lead/acid units, but also offer twice the cranking power. One of the most cost-effective methods of reducing the weight of a performance/race car, simply changing the battery can reduce weight up to 35 lbs., while also providing improved handling, shorter braking distances, and better acceleration. AntiGravity Batteries offers a complete line of 12- and 16-volt lithium-ion batteries, battery chargers, and accessories.

## Lithium-Ion Motorsports Batteries

These lithium-ion starter batteries are offered in both 12- and 16-volt models. Small-case batteries are ideal for the hot rod market, combining a compact size with high power, while weighing as much as 70% less than a comparable lead-acid battery. AntiGravity Batteries also offers a number of standard group size batteries with massive starting power at a greatly reduced weight. Batteries with an RS designation feature wireless jump starting, allowing users to active integrated reserve capacity via a remote key fob for emergency starting.



ANTAG-26-16-RS

Part No.	Group Size	Dimensions	CCA	Weight
<b>12-Volt Batteries</b>				
ANTAG-401	—	4-3/8"L x 1-3/8"W x 3-3/4"H	120	1.0 lb.
ANTAG-1601	—	4-1/2"L x 3-1/4"W x 5-1/4"H	480	3.25 lbs.
ANTAG-ATX12-16-R	YTX	5-7/8"L x 3-7/16"W x 5-1/8"H	480	3 lbs.
ANTAG-ATX12-20-R	YTX	5-7/8"L x 3-7/16"W x 5-1/8"H	600	4.2 lbs.
ANTAG-ATX12-24-R	YTX	5-7/8"L x 3-7/16"W x 5-1/8"H	720	5.0 lbs.
ANTAG-ATX20-RS	YTX20	6-15/16"L x 3-7/16"W x 5-1/8"H	680	3.8 lbs.
ANTAG-ATX30-RS	YTX30	6-1/2"L x 5"W x 6-15/16"H	880	5.75 lbs.
ANTAG-26-16-RS	26	7-3/4"L x 6-1/2"W x 7-1/4"H	850	8.2 lbs.
ANTAG-26-20-RS	26	7-3/4"L x 6-1/2"W x 7-1/4"H	925	8.5 lbs.
ANTAG-35-40-RS	35	9"L x 6-7/8"W x 8-5/8"H	1500	16.5 lbs.
ANTAG-51R-24-RS	51R	9-7/16"L x 5-1/4"W x 8-5/8"H	1000	8.5 lbs.
ANTAG-51R-30-RS	51R	9-7/16"L x 5-1/4"W x 8-5/8"H	1200	11.7 lbs.
ANTAG-H5-40-RS	47	9-1/2"L x 7"W x 7-1/2"H	1500	15.2 lbs.
ANTAG-H6-30-RS	48	10-3/4"L x 7"W x 7-1/2"H	1200	13.9 lbs.
ANTAG-H6-60-RS	48	10-3/4"L x 7"W x 7-1/2"H	1800	18.2 lbs.
ANTAG-H7-40-RS	94R	12-1/4"L x 7"W x 7-1/2"H	1500	15.6 lbs.
<b>16-Volt Battery</b>				
ANTAG-VTX-20-R		5-7/8"L x 3-7/16"W x 5-1/8"H	500	5.2 lbs.





## Micro-Start Jump Starters/Power Supplies

This compact personal power supply will fit in a shirt pocket but has enough power to start an automotive engine, powersport vehicle, or charge any modern day electronic device (laptop, tablet, cellphone, or GoPro). Includes a built-in LED flashlight. Complete with carrying case and accessories.



Part No.	Dimensions	Power/Peak (CCA)	Capacity (mAh)	Ports	Weight
ANTAG-XP-SPT-BLK	5"L x 2-13/16"W x 7/8"H	150/200	7,500	USB	9.8 oz.
ANTAG-XP-3	6"L x 3"W x 1"H	200/400	8,000	USB (x2)	10.5 oz.
ANTAG-XP-1	6-3/4"L x 3-1/4"W x 1"H	200/400	12,000	USB (x2), 12V, 19V	1.0 lb.
ANTAG-XP-10	9"L x 3"W x 1-1/4"H	300/600	18,000	USB (x2), 12V, 19V	1.2 lbs.

## Tire Inflator

### ANTAG-MSA-9

Designed for use with the MicroStart XP-1 or XP-10, or to plug into a 12V cigarette lighter, this compact tire inflator is small enough (3.5"W x 1.5"D x 4.25"H) to fit in a glove box or backpack, yet powerful enough to inflate automotive tires in an emergency. Great for powersports applications, bicycles, sports equipment, and small inflatables, as well. Includes cable for use with MicroStart power supplies, 9-ft. cigarette lighter cable, and accessory tips. Weighs just one pound.



## Battery Trackers

Monitor the health and charge status of your 12V battery through your smartphone via Bluetooth. Battery trackers install in minutes, and monitor the voltage, starting performance, and charging system performance, yet only draw 1 milliamp. Available for lithium-ion or lead-acid batteries. Antigravity's smartphone app even stores historical data up to 31 days and can provide low-voltage alerts.



Part No.	Battery Type	Dimensions	Weight
ANTAG-BTR-1	Lithium-Ion	2-3/4"L x 2"W x 3/4"H	0.2 lbs.



## Engine and Fastener Kits

Includes fasteners for intake manifold, valve covers, thermostat housing, alternator bracket, distributor bracket, motor mounts, oil pan, coil bracket, headers, front cover, water pump, and fuel pump.



Application	Black Oxide		Stainless 300	
	Hex	12-Point	Hex	12-Point
<b>Chevrolet</b>				
1986 and Earlier 350-400 CID, with Headers	ARP534-9801	ARP534-9701	ARP534-9601	ARP534-9501
396-454 CID*	ARP535-9801	ARP535-9701	ARP535-9601	ARP535-9501
1987-95 305-350 CID with Headers*	-	-	ARP534-9602	ARP534-9502
1996 and Up 305-350 Vortec with Headers, Except LS1 and LS6	ARP534-9804	-	-	-
Gen III/LS Series Small Block with or without Headers	-	ARP534-9705	ARP534-9605	-
<b>Chrysler</b>				
318-340-360 Wedge*	ARP544-9801	-	-	ARP544-9501
383-440 Wedge	ARP545-9801	-	-	ARP545-9501
<b>Ford</b>				
289-302 CID*	ARP554-9801	ARP554-9701	ARP554-9601	ARP554-9501
Boss 302	-	-	-	-
351 Cleveland	-	-	-	ARP554-9504
351 Windsor*	ARP554-9803	ARP554-9703	ARP554-9603	ARP554-9503
390-428 FE Series	-	ARP555-9702	ARP555-9602	ARP555-9502
429-460 CID*	-	-	ARP555-9601	ARP555-9501
<b>Pontiac</b>				
350-455 CID	-	-	ARP594-9601	ARP594-9501

\* 1987 and newer EFI engines or those with aftermarket components may require additional fastener purchase.



## Valve Cover Bolts


Available for cast aluminum and stamped steel valve covers. Stainless bolts resist rust and discoloration.



Description	Hex	12-Point
<b>Cast Aluminum Valve Cover Bolt Sets</b>		
1/4"-20, 8 Pieces	ARP400-7507	ARP400-7503
1/4"-20, 14 Pieces	ARP400-7508	ARP400-7504
<b>Stamped Steel or Aluminum Valve Cover Bolt Sets</b>		
1/4"-20, 8 Pieces	ARP400-7505	-
1/4"-20, 14 Pieces	ARP400-7506	ARP400-7502
350 Chevy Centerbolt Valve Covers	ARP400-7509	ARP400-7510

## Air Cleaner Stud Kit

Keep the air cleaner firmly in position with an ARP stud kit.



Application	Black Oxide	Stainless 300
15/16 x 2.700" OAL	-	ARP400-0302
15/16 x 3.200" OAL	-	ARP400-0303
1/4 x 2.700" OAL	ARP400-7508	-
1/4 x 3.200" OAL	ARP400-7508	-

## Timing Cover, Alternator, and Water Pump Bolt Kits



Application	Black Oxide		Stainless 300	
	Hex	12-Point	Hex	12-Point
<b>Chevrolet</b>				
Gen III/LS Series SB, Timing Cover	ARP134-1501	ARP134-1502	ARP434-1501	ARP434-1502
Gen III/LS Series SB, Water Pump With Thermostat Housing Bolts	ARP134-3201	ARP134-3202	ARP434-3201	-
Gen III/LS Series SB, Rear Motor Cover	ARP134-1503	ARP134-1504	-	-
Chevrolet V8 All, Timing Cover Bolt Kit	ARP200-1502	ARP200-1501	ARP400-1502	ARP400-1501
Chevrolet V8 All, Water Pump Bolt Kit	ARP130-3202	ARP130-3201	ARP430-3202	ARP430-3201
Chevrolet V8 All, Alternator Bracket Bolt Kit	ARP130-3302	-	ARP430-3302	-
<b>Ford</b>				
Ford 289-302, Aluminum Timing Cover And Water Pump	ARP154-1504	ARP154-1503	ARP454-1504	ARP454-1503
Ford 351W, Alternator Bracket Bolt Kit	ARP150-3302	-	-	-

## Stainless Steel Starter Bolts



Application	Hex	12-Point
Chevrolet V8 All, Standard	ARP430-3502	ARP430-3501

## Stainless Steel Transmission Pan Bolts

### ARP430-0401

Bolts are for Chevrolet and GM Turbo 350-400, and have 12-point heads.



## Stainless Steel Distributor Stud Kits



Application	Hex	12-Point
Chevy Distributor Stud	ARP430-1702	ARP430-1701
Ford Distributor Stud	ARP450-1702	ARP450-1701

## Stainless Steel Float Bowl Screw Kits

### ARP400-0310

For Holley carbs, eight per kit.



## Stainless Steel Fuel Pump Bolts

Application	Hex	12-Point
Chevrolet-Pontiac	ARP430-1602	ARP430-1601



## Oil Pan Bolt Kits

Application	Black Oxide		Stainless 300	
	Hex	12-Point	Hex	12-Point
<b>Chevrolet</b>				
Gen III/LS Series SB, Valley Cover Bolts	ARP134-6901	ARP134-6902	ARP434-6901	-
Chevrolet Small Block	ARP234-1802	ARP234-1801	ARP434-1802	ARP434-1801
Chevrolet Big Block	ARP235-1802	ARP235-1801	ARP435-1802	ARP435-1801
<b>Chrysler</b>				
Chrysler Small Block	-	ARP200-1801	-	ARP400-1801
<b>Ford</b>				
289-302, 351W, 351C	ARP254-1802	ARP254-1801	-	ARP454-1801
390-428 FE Series, Big Block	ARP255-1802	ARP255-1801	-	-

## Intake Manifold Bolts



Application	Black Oxide		Stainless 300	
	Hex	12-Point	Hex	12-Point
<b>AMC</b>				
AMC 290-390, 3/8" Socket	ARP114-2001	-	-	ARP414-2101
<b>Chevrolet</b>				
Gen III/LS Series SB, Valley Cover Bolts	ARP134-8001	ARP134-8002	ARP434-8001	ARP434-8002
Chevrolet Small Block,	ARP134-2001	ARP134-2101	ARP434-2001	ARP434-2101
SBC Vortec, Fits Most Aftermarket Aluminum Intakes	ARP134-2002	ARP134-2103	ARP434-2002	ARP434-2102
396-454 CID, 1,250" U.H.L.	ARP135-2001	ARP135-2101	ARP435-2001	ARP435-2101
502 CID, 1,500" U.H.L.	ARP135-2002	-	ARP435-2002	ARP435-2102
<b>Ford</b>				
Ford 260-351W, 3/8" Socket	ARP154-2001	ARP154-2101	ARP454-2001	ARP454-2101
Ford SVO 351, 351C, 351M-400	ARP154-2004	-	ARP454-2004	ARP454-2104
Ford 429-460 CID	-	-	-	ARP455-2101
Ford 390-428 CID "FE" Series	ARP155-2002	ARP155-2102	ARP455-2002	ARP455-2102
<b>Pontiac</b>				
Pontiac 350-400, 3/8" Socket	ARP194-2001	ARP194-2101	ARP494-2001	ARP494-2101



## Stainless Steel Rear End Cover Bolt Kits



Part No.	Description
<a href="#">ARP437-3001</a>	GM 10-Bolt Rear End Stainless Cover Bolts
<a href="#">ARP437-3002</a>	GM 12-Bolt Rear End Stainless Cover Bolts

## Stainless Steel Pulley Bolt Kits



Part No.	Description
<a href="#">ARP430-6802</a>	5/16"-24 Stainless Water Pump Pulley Bolts, 12-Point
<a href="#">ARP430-6801</a>	SBC, BBC Stainless Crank Pulley Bolts, 12-Point

## Stainless Steel Motor Mount Bolt Kits



Part No.	Description
<a href="#">ARP430-3102</a>	Chevy Stainless Motor Mount Bolts, Hex
<a href="#">ARP430-3105</a>	Chevy Stainless Motor Mount Through Bolts, Hex

## Stainless Steel Carburetor Stud Kits



Part No.	Description
<a href="#">ARP400-2401</a>	Standard 5/16" x 1.700" O.A.L.
<a href="#">ARP400-2402</a>	1" Spacer 5/16" x 2.700" O.A.L.

## Stainless Thermostat Housing Bolt Kits



Part No.	Description
<a href="#">ARP430-7402</a>	Chevy Thermostat Housing Bolts, Hex
<a href="#">ARP430-7401</a>	Chevy Thermostat Housing Bolts, 12-Point

## Wheel Studs



Need the extra strength of ARP's heat-treated, 8740 chrome moly wheel studs? With a tensile strength of 200,000 PSI, these studs will easily handle the acceleration shock loads (shear) and lateral forces (elongation). Sold in 4 or 5-packs, studs are cadmium plated for extra protection. Available for GM, Ford, Chrysler, and Honda as well as aftermarket replacement axles. Nuts not included.

Application	A Knurl Dia.	L2 Knurl Length	Thread Size	Part No.
<b>Chrysler</b>				
Chrysler Rear	.680"	.400"	1/2-20"	<a href="#">ARP100-7705</a>
<b>Ford</b>				
Ford, Rear Disc Brakes/ Chrysler Front	.625"	.400"	1/2-20"	<a href="#">ARP100-7703</a>
Ford, Front Disc Brakes Early	.618"	1.000"	1/2-20"	<a href="#">ARP100-7707</a>
Mustang II Front	.554"	.390"	1/2-20"	<a href="#">ARP100-7714</a>
<b>GM</b>				
Late GM Drum Brake	.486"	.420"	7/16-20"	<a href="#">ARP100-7701</a>

## Stainless Bolts

Conveniently packaged five to a card. Great for attaching accessories.



Thread Size	Under Head Length (in.)	Stainless Steel	
		Hex	12-Point
1/4"-20	0.515"	<a href="#">ARP621-0515</a>	—
1/4"-20	0.750"	<a href="#">ARP621-0750</a>	<a href="#">ARP611-0750</a>
1/4"-20	1.000"	<a href="#">ARP621-1000</a>	<a href="#">ARP611-1000</a>
1/4"-20	1.250"	<a href="#">ARP621-1250</a>	<a href="#">ARP611-1250</a>
1/4"-20	1.750"	—	<a href="#">ARP611-1750</a>
1/4"-20	2.500"	—	<a href="#">ARP611-2500</a>
1/4"-20	3.000"	—	<a href="#">ARP611-3000</a>
1/4"-20	3.250"	—	<a href="#">ARP611-3250</a>
1/4"-20	3.750"	—	<a href="#">ARP611-3750</a>
1/4"-20	4.000"	—	<a href="#">ARP611-4000</a>
1/4"-20	4.500"	—	<a href="#">ARP611-4500</a>
5/16"-18	0.560"	<a href="#">ARP622-0560</a>	—
5/16"-18	0.750"	<a href="#">ARP622-0750</a>	<a href="#">ARP612-0750</a>
5/16"-18	1.000"	<a href="#">ARP622-1000</a>	<a href="#">ARP612-1000</a>
5/16"-18	1.250"	<a href="#">ARP622-1250</a>	<a href="#">ARP612-1250</a>
5/16"-18	1.500"	<a href="#">ARP622-1500</a>	<a href="#">ARP612-1500</a>
5/16"-18	1.750"	—	<a href="#">ARP612-1750</a>
5/16"-18	2.000"	<a href="#">ARP622-2000</a>	<a href="#">ARP612-2000</a>
5/16"-18	2.250"	—	<a href="#">ARP612-2250</a>
5/16"-18	2.500"	<a href="#">ARP622-2500</a>	<a href="#">ARP612-2500</a>
5/16"-18	2.750"	<a href="#">ARP622-2750</a>	<a href="#">ARP612-2750</a>
5/16"-18	3.000"	<a href="#">ARP622-3000</a>	<a href="#">ARP612-3000</a>
5/16"-18	3.500"	—	<a href="#">ARP612-3500</a>
5/16"-18	4.000"	<a href="#">ARP622-4000</a>	<a href="#">ARP612-4000</a>
5/16"-18	5.000"	—	<a href="#">ARP612-5000</a>
3/8"-16	0.500"	<a href="#">ARP623-0500</a>	—
3/8"-16	0.750"	<a href="#">ARP623-0750</a>	<a href="#">ARP613-0750</a>
3/8"-16	1.000"	<a href="#">ARP623-1000</a>	<a href="#">ARP613-1000</a>
3/8"-16	1.250"	<a href="#">ARP623-1250</a>	<a href="#">ARP613-1250</a>
3/8"-16	1.500"	<a href="#">ARP623-1500</a>	<a href="#">ARP613-1500</a>
3/8"-16	1.750"	<a href="#">ARP623-1750</a>	<a href="#">ARP613-1750</a>
3/8"-16	2.000"	<a href="#">ARP623-2000</a>	<a href="#">ARP613-2000</a>
3/8"-16	2.250"	<a href="#">ARP623-2250</a>	<a href="#">ARP613-2250</a>
3/8"-16	2.500"	<a href="#">ARP623-2500</a>	<a href="#">ARP613-2500</a>
3/8"-16	2.750"	<a href="#">ARP623-2750</a>	<a href="#">ARP613-2750</a>
3/8"-16	3.000"	<a href="#">ARP623-3000</a>	<a href="#">ARP613-3000</a>
3/8"-16	3.250"	—	<a href="#">ARP613-3250</a>
3/8"-16	3.500"	<a href="#">ARP623-3500</a>	<a href="#">ARP613-3500</a>
3/8"-16	4.000"	—	<a href="#">ARP613-4000</a>
7/16"-14	1.500"	—	<a href="#">ARP614-1500</a>



## Torq-Thrust Original (RWD)

A one-piece, machined alloy wheel with a light texture, painted center, and a machined lip - not clear coated. Center cap included.



Part No.	Backspacing	Size	Bolt Circle
AMRVN3095761	3-3/4"	15 x 7	5"x 4-3/4"

## Torq-Thrust "D" (RWD)

A one-piece, machined alloy wheel with a magnesium colored, gray center, and a machined lip - not clear coated. Center cap included.



Part No.	Backspacing	Size	Bolt Circle
AMRVN1055661	3-5/8"	15 x 6	5x4-3/4"
AMRVN1055665	3-5/8"	15 x 6	5x4-1/2"
AMRVN1055765	3-3/4"	15 x 7	5x4-1/2"

## Torq-Thrust M Gloss Black

These one-piece alloy American Racing Torq-Thrust M wheels are available in black finish with machined lip and feature the same 5-spoke design as the Torq-Thrust wheels.



Part No.	Backspacing	Size	Bolt Circle
AMRAR105M8861B	4-1/2"	18 x 8	5x4-3/4"

## Torq-Thrust II (RWD)

The one-piece alloy, polished wheel includes center cap.



Part No.	Backspacing	Size	Bolt Circle
AMRVN5155661	3-3/8"	15 x 6	5x4-3/4"
AMRVN5155665	3-3/8"	15 x 6	5x4-1/2"
AMRVN5155761	3-3/4"	15 x 7	5x4-3/4"
AMRVN5155765	3-3/4"	15 x 7	5x4-1/2"
AMRVN5155861	3-3/4"	15 x 8	5x4-3/4"
AMRVN5155865	3-3/4"	15 x 8	5x4-1/2"
AMRVN5155866	4-1/2"	15 x 8	5x4-1/2"
AMRVN5157761	4"	17 x 7	5x4-3/4"
AMRVN5157765	4"	17 x 7	5x4-1/2"
AMRVN5157861	4"	17 x 8	5x4-3/4"
AMRVN5157865	4"	17 x 8	5x4-1/2"

## VN501 - 500 Magnum Wheel

Cast aluminum wheel with gloss black machined center surfaces. Includes center cap.



Part No.	Backspacing	Size	Bolt Pattern
AMRVN50158012500	4.5"	15 x 8	5x4-1/2"

## Chrome Torq-Thrust "D" (RWD)

The Torq-Thrust "D", with a lustrous chrome-plated finish. Center cap included.



Part No.	Backspacing	Size	Bolt Circle
AMRVN6055761	3-3/4"	15 x 7	5x4-3/4"
AMRVN6055765	3-3/4"	15 x 7	5x4-1/2"



## InVision HD Digital Dash Kits

AutoMeter's sleek line of InVision HD digital dash display is like today's LCD vehicle instrument displays, but built for yesterday's classic trucks and muscle cars. This complete dash system comes equipped and ready to monitor the most important vitals: speedometer, tachometer, oil pressure, water temperature, fuel level, and voltmeter. All instruments are displayed on a 12.3" high-definition color LCD screen. Includes pre-terminated, color-coded universal wiring harness, sensors, adapters, and a panel-mounted joystick for programming.



Part Number	Application	Description
ATM7000	Universal	Dash Panel with 12.3" LCD Screen, Harness, Sensors, Kit
ATM7005	GM G-Body 1982-87	Dash Panel with 12.3" LCD Screen, Harness, Sensors, Kit
ATM7007	Ford Mustang 1987-93	Dash Panel with 12.3" LCD Screen, Harness, Sensors, Kit
ATM7008	GM F-Body 1969	Dash Panel with 12.3" LCD Screen, Harness, Sensors, Kit



## Direct Fit Dash Panels

Direct Fit dash panels offer the convenience of factory fit and finish for a variety of applications. Made in the USA from thermoformed UV-resistant black ABS plastic, they take the hassle and guesswork out updating an original dash with Autometer gauges. Sold each.

Part Number	Application	Description
<b>ATM2114</b>	Mercury Cougar 1967-68	Four 2-1/16" Holes, Two 3-3/8" Holes, without Air Conditioning
<b>ATM2119</b>	Mopar A-Body 1967-69	Four 2-1/16" Holes, Two 3-3/8" Holes, without Air Conditioning
<b>ATM2120</b>	Mopar A-Body 1967-69	Four 2-1/16" Holes, Two 3-3/8" Holes, with Air Conditioning
<b>ATM2900</b>	Ford Compact Truck 1967-72	Four 2-1/16" Holes, One 3-3/8" Hole
<b>ATM2901</b>	GM A-Body 1968	Four 2-1/16" Holes, Two 3-3/8" Holes, No Vents
<b>ATM2902</b>	GM A-Body 1968	Four 2-1/16" Holes, Two 3-3/8" Holes, with Vents
<b>ATM2903</b>	GM A-Body 1968	Four 2-1/16" Holes, Two 5" Holes, No Vents
<b>ATM2904</b>	GM A-Body 1968	Four 2-1/16" Holes, Two 5" Holes, with Vents
<b>ATM2905</b>	GM X-Body 1968	Four 2-1/16" Holes, Two 3-3/8" Holes
<b>ATM2906</b>	Pontiac GTO/LeMans 1968	Four 2-1/16" Holes, Two 3-3/8" Holes
<b>ATM2907</b>	Mopar B-Body 1968-70	Four 2-1/16" Holes, Two 3-3/8" Holes
<b>ATM2908</b>	GM A-Body 1969	Four 2-1/16" Holes, Two 3-3/8" Holes, No Vents
<b>ATM2909</b>	GM A-Body 1969	Four 2-1/16" Holes, Two 3-3/8" Holes, with Vents
<b>ATM2910</b>	GM A-Body 1969	Four 2-1/16" Holes, Two 5" Holes, No Vents
<b>ATM2911</b>	GM A-Body 1969	Four 2-1/16" Holes, Two 5" Holes, with Vents
<b>ATM2912</b>	GM F-Body 1969	Four 2-1/16" Holes, Two 3-3/8" Holes
<b>ATM2913</b>	Mercury Cougar 1969-70	Four 2-1/16" Holes, Two 3-3/8" Holes
<b>ATM2914</b>	Pontiac GTO 1970-72	Four 2-1/16" Holes, Two 3-3/8" Holes, without Air Conditioning
<b>ATM2915</b>	Pontiac GTO 1970-72	Four 2-1/16" Holes, Two 3-3/8" Holes, with Air Conditioning
<b>ATM2916</b>	GM X-Body 1977-79	Four 2-1/16" Holes, Two 3-3/8" Holes
<b>ATM2917</b>	Ford Mustang 1979-86	Four 2-1/16" Holes, Two 3-3/8" Holes
<b>ATM2918</b>	Ford Full-Size Truck 1980-86	Four 2-1/16" Holes, Two 3-3/8" Holes, without Air Conditioning
<b>ATM2919</b>	Ford Full-Size Truck 1980-86	Four 2-1/16" Holes, Two 3-3/8" Holes, with Air Conditioning
<b>ATM2920</b>	GM F-Body 1982-84	Four 2-1/16" Holes, Two 5" Holes
<b>ATM2921</b>	GM F-Body 1982-89	Four 2-1/16" Holes, Two 3-3/8" Holes
<b>ATM2922</b>	GM Full-Size Truck 1984-87	Four 2-1/16" Holes, Two 5" Holes, No Vents
<b>ATM2923</b>	GM Full-Size Truck 1984-87	Four 2-1/16" Holes, Two 5" Holes, with Vents
<b>ATM2924</b>	Ford Mustang 1987-89	Four 2-1/16" Holes, Two 3-3/8" Holes
<b>ATM2925</b>	GM Fullsize Truck 1988-94	Four 2-1/16" Holes, Two 3-3/8" Holes, with Vents
<b>ATM2926</b>	GM F-Body 1990-92	Four 2-1/16" Holes, Two 5" Holes
<b>ATM2927</b>	Ford Mustang 1990-93	Four 2-1/16" Holes, Two 3-3/8" Holes
<b>ATM2929</b>	GM A-Body 1964-65	Four 2-1/16" Holes, Two 3-3/8" Holes



ATM2114



ATM2907



ATM2903



ATM2914



## Auto Meter Street Rod Gauge Kits

Auto Meter's Street Rod Gauge Kits are the perfect addition to any hot rod interior. Five-gauge kits include all of the senders (except electronic speedometer sender) and are ready to install. Kits include 120 MPH speedometer, 0-100 PSI oil pressure gauge, 100-250°F water temperature gauge, 8-18V voltmeter, and 240/33-OHM fuel level gauge, senders, and mounting hardware. All gauges have domed lenses for a nostalgic touch. Kits with electronic speedometers may require purchase of sender if car does not already have one.

### Old Tyme White

Bright, white-faced gauges are easy to read and look great, too. Chrome bezels enhance the black pointers and numerals.



Part No.	Description
<b>ATM1601</b>	5-Piece Kit, Mechanical Speedometer, Electrical Oil Pressure, Water Temp, Volt, Fuel Level
<b>ATM1602</b>	5-Piece Kit, Electrical Speedometer and Oil Pressure, Water Temp, Volt, Fuel Level
<b>ATM1695</b>	3-1/8" Tachometer, 7,000 RPM

### Arctic White


With modern graphics, red pointers, and chrome bezels, Arctic White gauges are sure to brighten up any gauge panel. Red and green light bulb covers are included for a custom night driving look.



Part No.	Description
<b>ATM1300</b>	5-Piece Kit, Mechanical Speedometer, Electrical Oil Pressure, Water Temp, Volt, Fuel Level
<b>ATM1302</b>	5-Piece Kit, Electrical Speedometer and Oil Pressure, Water Temp, Volt, and Fuel Level
<b>ATM1397</b>	2-1/16" Tachometer, 7,000 RPM
<b>ATM1398</b>	3-1/8" Tachometer, 7,000 RPM

## Programmable Electronic Speedometer Senders

Adjust speedometer accuracy, regardless of tire size or rear end ratio used. For use with all Auto Meter electronic speedometers. Senders are 16 pulse-per-reduction and include pass-through drive for cruise control.



Part No.	Description
<b>ATM5291</b>	7/8"-18 Thread, Hall Effect Sender
<b>ATM5292</b>	Ford Plug-In, Hall Effect Sender

## Light Bulb Covers

Change gauge lighting color with slip-on light covers. Kits contain three covers.



Part No.	Color
<b>ATM3207</b>	Blue
<b>ATM3214</b>	Red
<b>ATM3215</b>	Green

## Wide Band Air/Fuel Monitor

Accurately monitor EFI and carbureted system air/fuel ratios to prevent engine damage from detonation and lean out conditions. Monitor is adjustable for alternate fuels including ethanol, methanol, propane, and compressed natural gas. Auto-Dim Mode automatically adjusts display brightness based on cockpit light levels. Size: 2-1/16"



Part No.	Description
<b>ATM3579</b>	Sport Comp Analog
<b>ATM4479</b>	Ultra-Lite Analog
<b>ATM5778</b>	Phantom

## Billet Dash Panels

These direct fit billet dash panels and billet dash inserts allow installation of after market gauges into the stock vehicle dash. Gauges are not included.



ATM7043

Part No.	Description
<b>ATM7043</b>	1964-66 Chevy Truck, 6 Gauge
<b>ATM7048</b>	1953-55 Ford Truck, 6 Gauge

## Billet Dash Inserts

### ATM7039

For 1947-53 Chevy truck, polished aluminum gauge mounting are 5" I.D. Sold as pair.



## Tach Pod and Dash Pod

### ATM49102

Fits 1987-93 Mustangs and is designed to hold all Auto Meter 5" Tachs with a 3-3/8" case. It can be used with the shift light. The dash pod replaces the stock clock and fits later models without clocks.



## Ford Mustang

Auto Meter Gauge Works™ now offers a variety of mounting options for 1979 to 1993 Ford Mustangs. Custom designed for each model, the mounting accessories provide easy viewing of the gauges and have a factory-installed appearance.



ATM10100

## Gauge Pods

Gauge pods easily attach to the A-pillar, providing a clear, quick view of the gauges and the road.


Part No.	Description
<b>ATM10100</b>	1979-93 2-1/16", Dual Pod
<b>ATM10101</b>	1979-93 2-1/16", Single Pod
<b>ATM10103</b>	1979-93 2-5/8", Dual Pod



### 1987-93 Ford Mustang 2-5/8" Triple Gauge Cages

#### ATM50100

Gauge cages replace the stock vents in 1987-93 Mustangs without altering the factory dash. The gauge cage with vents directs airflow around the gauges. Cages accept 2-5/8" gauges for a race-inspired look.



### Chevy Console Pod

Add Auto Meter Gauges to 1968-69 Camaro and 1968-74 Chevy Nova. The four gauge console pod easily attaches to the factory shifter console without having to alter the factory dash. All four 2-1/16" gauges (sold separately) are angled toward the driver.



Part No.	Description
ATM10002	1968-69 Camaro Factory Console Pod
ATM10002	1968-74 Nova Factory Console Pod

### Gauge Pods and Pillar Pods

Car Model	Single Pods 2-1/16"	Dual Pods 2-1/16"
<b>Domestic</b>		
Chevelle, GTO, LeMans 1968-72	-	ATM10183
Chevy Corvette 1984-96	ATM10191	ATM10190
Grand Prix, Cutlass, Monte Carlo 1978-87	-	ATM10402



ATM10191

### GPS Electric Speedo Interface Module

#### ATM5289

Turns most aftermarket electronic speedometers into a GPS speedo with the push of a button. Features plug-and-play functionality, one-touch button calibration, a lightning fast 10-Hz sample rate calibration, and a fully sealed module with antenna base seals to keep out water and dust.



**Auto Meter offers instrumentation for every need... and budget. Call for more information.**



**PRO-COMP**  
Perimeter  
Incandescent



**NV**  
Green LED Full Dial



**CS**  
Blue LED Full Dial



**COBALT**  
Blue LED through  
the Dial



**SPORT-COMP**  
White LED through  
the Dial



**Phantom**  
White LED through  
the Dial



**ULTRA-LITE**  
White LED through  
the Dial



**DIGITAL**



**NEXUS**  
User Selectable Seven  
Color LED through  
the Dial



**AutoGage**  
Perimeter  
Incandescent



**TRADITIONAL CHROME**  
Perimeter  
Incandescent



**Z SERIES**  
Perimeter  
Incandescent



**SPORT-COMP**  
Perimeter  
Incandescent



**Phantom**  
Perimeter  
Incandescent



**ULTRA-LITE**  
Perimeter  
Incandescent



**ULTRA-NITE**  
Glow in the Dark



**Carbon Fiber**  
Perimeter  
Incandescent



**GS**  
Green LED through  
the Dial



**VES**  
Red LED through the  
Dial



**AMERICAN MUSCLE**  
White LED Full Dial



**MCX**  
White LED Full Dial



**CRUISER M**  
White LED through  
the Dial



### Light-Duty Shaved Door Handle Kit

#### AULAUTSVPR02

15-pound solenoids and eight-channel remotes that are perfect for late model original equipment latches, or bear claw latches in hot rods.



### Medium-Duty Shaved Door Handle Kits

#### AULAUTSVPR03

Medium-duty kits include remote, 35-pound solenoids, relays, wire and hardware.



### 5-Channel Keyless Entry Systems

#### AULAUTKL550

Locking doors, opening trunk or hood, turning on headlights, neon lights, dome lights, activating alarms, operating stereo, engaging remote starter... AutoLoc's systems can do it all, and each is backed by a limited lifetime warranty.



### 2-Door Power Lock Kit with Remote

#### AULAUTCK2000

Each kit contains everything for installation, including power actuators, wiring, and hardware.



### Flat Glass Power Window Kits

Power windows up and down with a kit that relies upon a smooth operating, stock-type motor with a limited lifetime warranty. The high-tech motors drive cables to raise and lower windows with adjustable bases in reinforced guide tracks.



Part No.	Description
AULAUTPW5500	Standard 2-Door Power Window Kit without Switches
AULAUTPW55033	Deluxe 2-Door Power Window Kit with Switches

### Universal Power Window Kits

#### AULAUTPW4650

Convert manual windows to power operation. The heavy-duty motors connect to existing factory window crank shafts and exceed factory standards. Both standard and deluxe kits are available for two-door vehicles. Deluxe kits include switches, switch frames and mounting cases. Each kit can be upgraded to keyless entry. Kits include instructions and are backed by a limited lifetime warranty.



### One-Touch Windows

#### AULAUTWC1000

One-Touch window operation can now be an option on any car. Just a single touch lowers window all the way and another touch raises it up again.



### Universal Electric Window Switch

#### AULAUTEWSU

Builders of resto-rods will like the look of these switches which closely resemble regular inside cranks. Self-contained switches require only 15° of handle movement to operate and are very thin as well. Internally located positive stops prevent over-rotating. Aluminum with stainless fasteners, units are made in the USA. Handles not included. Use with factory handles. Sold individually. Includes five shafts to fit all window cranks.



### Power Window Crank Switch for 1960-87 GM Full-Size Trucks

#### AULAUT9D6AB2

Designed to closely resemble regular inside crank, these self-contained switches require only 15° of handle movement to operate. The super-thin modules include internally located positive stops to prevent over-rotating. Aluminum with stainless fasteners, units are made in the USA. Handles not included. Use with factory handles. Sold as a pair.



### Billet Door Loom

#### AULAUTDLOOMBL

When power windows, shaved door handles, and stereo speakers are added, the result is a ton of unsightly wiring running through the door jambs. Hide those wires with a 12" billet aluminum and braided stainless door loom. Sold in pairs.







### Suicide 2-Door Hinge System

Universal steel hinge kit for two-door applications. Allows up 90° of backward opening motion. Includes recessed door pockets, extra bracing, mounting hard-ware, detailed instructions, universal sizing, and can be cut and welded to the needed size.



Part No.	Description
<b>AULAUTHDHINSK2</b>	Includes AutoLoc Deadloc Automatic Door Safety System
<b>AULAUTSDS1</b>	Includes Manual Door Safety System
<b>AULAUTBCLG</b>	Large Jaw Bear Claw Latches, Pair
<b>AULAUTBCLGKT</b>	Large Jaw Bear Claw Latches w/Install Kit, Pair

### Manual "Suicide" Door Safety Pins

#### AULAUTDL1000

Safety pins are a very wise addition to any vehicle with front-opening, rear-hinged doors. A 1/4" diameter stainless steel rod extends into the door jamb to insure that the door will not open unexpectedly. Electric unit can be wired to operate when the ignition is turned on, or via a remote to lock the vehicle when occupants are away. Made of aluminum and stainless steel in the USA.



### Door Popper

#### AULAUTD3000

Choose from three styles of door poppers. Billet aluminum poppers have a nylon tip. Sold each.



### Bear Claw Latches

Dependable, three-stage latching system is now available in a larger size for heavier doors. Lever-action triggers assure reliable latching action time after time. The dual claws firmly grip the extra strong striker bolt. May be locked and unlocked. Includes two latches and two striker bolts. Also available with installation kit.



Part No.	Description
<b>AULAUTBCSM</b>	Small Jaw Bear Claw Latches, Pair
<b>AULAUTBCSMKT</b>	Small Jaw Bear Claw Latches w/Install Kit, Pair
<b>AULAUTBCLG</b>	Large Jaw Bear Claw Latches, Pair
<b>AULAUTBCLGKT</b>	Large Jaw Bear Claw Latches w/Install Kit, Pair

### Power Bear Claw Latch Systems

#### AULAUTBCLGP

Bolt-in kits will pop both doors open with the push of a button. Kit includes two 13-pound actuators, two Bear Claw latches and heavy-duty mounting brackets. Latches power up with only two wires. Limited lifetime warranty.



### Bear Claw Pulley Kit

#### AULAUTSVPULY

AutoLoc's latch pulley kit is perfect for difficult latch systems and shaved door kits. Kit contains everything necessary to release the door latch, including hardware and Allen wrenches.



### Hood/Trunk Latch Kits

Durable and reliable, hood and trunk latch kits provide peace of mind by keeping hood or trunk secure.

Part No.	Description
<b>AULAUTBCTR</b>	Spring-Type Kit
<b>AULAUTBCTR2</b>	Pin-Type Kit



AULAUTBCTR

### Adjustable Cable Clamp

#### AULAUTADJCBCL

Zinc oxide-plated steel cable clamp with 1/4" adjusting nut.



### Chrome Latch & Cable

#### AULAUTARM1

Universal chrome-plated steel latch with 96" long cable.



### Daytona Toggle Switch

#### AULAUTBBA23

A 2" x 2" billet aluminum oval switch panel with two momentary toggle switches and indicator lights.



### Billet LED Interior Dome Light

#### AULAUTBWDLBK

Universal billet aluminum interior dome light.





## Heavy-Duty Solenoids

Single-wire, self-grounding solenoids are great for older latches and high-use items. The SL35 delivers a steady 35 pounds and the SL50 is easily adjustable from 50 to 105 pounds of pulling power. Both include wiring, cable, cable guide, self-grounding bracket, heavy-duty backup button, and required hardware. Limited lifetime warranty.



Part No.	Description
AULAUTSL35	AutoLoc 35-Pound Solenoid
AULAUTSL50	AutoLoc 50- to 105-Pound Adjustable Solenoid

## Power Trunk/Hatch Release Kit

### AULAUTPT1500

Kit uses a 15-pound solenoid, is easily installed, and will convert any manually released trunk, hatch, or rear glass to power operation. Works with aftermarket alarms for remote operation. Includes wiring, hardware, and instructions. Limited lifetime warranty.



## Billet Dome/Courtesy Light

### AULAUTBWDL

Billet aluminum courtesy light gives any interior a touch of elegance and full functionality. Sold individually.



## Radio Antennas

Part No.	Description
AULAUTHAB	Hidden Radio Antenna, Mounts under Headliner for a Clean Look
AULAUTPAC	Chrome External Power Antenna



AULAUTPAC

## 7" Snake Eye Headlight

### AULAUTLENA1AS

Replace the sealed beam headlights used in many cars and trucks. Replaceable bulbs give the best visibility. Exclusive Omni-View technology provides maximum light output. Sold individually. Bulb is not included.



## 7" Tri-Bar Headlight

### AULAUTLENB1AS

Tri-Bar headlights feature the highest quality bulbs available for long-lasting performance and Omni-View technology provides maximum light output. Includes detailed instructions and color dots (five different colors). Also available with built-in turn signals. Sold individually. Bulb is not included.



## Flat Glass Power Window Conversion Kits

### AULAUTPWWC00

This universal kit includes everything needed to convert flat windows from manual to power operation. Two window regulators, billet crank switches, adjustable tracks, and electronic processors are all included.



## 100-Pound Shaved Door Pop Handle/Latch Popper Kit

### AULAUTSL100

This military-grade power solenoid, rated up to 100 pounds, will pop open the toughest of doors, hoods, and trucks with a push of a button. Manually or remotely activated for door pop or shave door operation.



## SV-Pro Series Shaved Door Handle Kits

### AULAUTSVPR034

This kit opens vehicle doors via a switch or a remote key fob. The door opening solenoid is adjustable from 35 to 50 pounds. Includes two solenoids, two key fobs, and everything necessary for a clean installation.



## 16mm Billet Latching Button

### AULAUTSW39R

The ideal push button for activating any vehicle accessory as well as an engine start. The 16mm diameter billet aluminum switch uses a red LED light ring to indicate when button is on.



## 12mm Domed Billet Momentary Button

### AULAUTSW45

This 12mm diameter billet aluminum momentary switch offers a positive tactile feel.



## Universal Tilt Hood Kit

### AULAUTTILTHD

Offers a custom reverse tilt to a vehicle's hood. The steel frame and brackets along with all the necessary hardware makes easy work of the installation.





### Bullet Wiper Caps

#### AULAUTWC1

This pair of chromed aluminum bullet-shaped wiper caps adds that custom look to any muscle car or hot rod. Includes set screws and installation tool.



### Heavy-Duty Power Windshield Wiper Kit

#### AULAUTWIPER2

This universal kit replaces old, outdated factory wiper systems with a heavy-duty two-speed setup that will stand up to whatever mother nature has to offer. Each kit features easy-to-install plug-in harnesses and is backed by a limited lifetime warranty.



### Snake Eye Headlight Conversion Kit

Replace the 7-inch sealed beam head-lights with these retro Snake Eye headlights fitted with H4 bulbs. Exclusive Omni-View technology provides maximum light output. Sold individually.



Part No.	Description
AULAUTLENA1ABS	Headlight
AULAUTLENA2AS	Headlight with Clear Turn Signal
AULAUTLENA3AS	Headlight with Amber Turn Signal

### Universal Car Cover

#### AULAUTPCC01

Universal plastic vinyl car cover.



### Tri-Bar 5-3/4" H4 Headlight for 1958-82 Chevy Corvette

#### AULAUTDC1FA

Tri-bar headlight with colored dots measures 5-3/4" O.D. Includes H4 bulb, harness, and glass lens assembly. For 1958-82 Corvette. Sold in set of 4.



### Billet LED 3rd Brake Light

#### AULAUTLED3B1

Universal third brake light features a billet aluminum housing with 12 red LED lights. 7.25"W x 0.50"H.



### Black Billet Aluminum GM LS Engine Dipstick

#### AULAUTEDB5

Block-mounted black anodized billet aluminum engine oil dipstick.



### Heated Seat Kit

#### AULAUTHR2000

Manufactured from carbon fiber, this kit offers a lightweight, thin, and durable electric heat pad that mounts between the seat padding and the seat cover material. Includes a toggle switch and plug to adapt to vehicle electrical system. Sold each.



### Bear Claw Trunk/Hood Latch Kit

#### AULAUTLATCHK

The kit includes the Bear Claw release lever, plated steel latch, as well as the release cable and housing.



## Autolite Spark Plugs

Autolite has provided both original equipment manufacturers and the performance aftermarket with the highest quality ignition products. Autolite has the right ignition products, regardless of vehicle make or model.

**Call for applications.**



## Tech Tip

- Determine the thread diameter, length (reach), and whether tapered or gasket (flat) seat.
- Select gap style.
- Select heat range.
- Adjust fuel mixture and spark advance timing for maximum performance.
- Inspect plugs and pistons for evidence of detonation, abnormal combustion or excessive temperatures.
- Stay with the same plug type after final heat range selection unless major modifications have been made (increasing the horsepower or operating range).

Spark Plug Diagnosis Pictures Courtesy Of Autolite



Normal Fuel Fouled Detonation Oil Fouled

## Spark Plug Heat Range Tech

A spark plug's Heat Range, defined as the measure of how fast the tip of the plug dissipates combustion heat, can range from as low as 500°F to as high as 2,500°F. Manufacturers offer plugs in many heat ranges, from cold through medium hot, to very hot. It is imperative that the plug stay cool enough to prevent pre-ignition or electrode destruction, and still remain hot enough to burn off combustion deposits that form at the firing tip. A plug that is excessively cold or hot for the application in question will eventually cause the engine to misfire. When working with an engine that is stock or mildly modified, it is often best to use the plug recommended by the car manufacturer. However, if the compression ratio has been altered, a different heat range plug may be required. Many racers rely upon their engine builder for plug heat range recommendations. If a racer is unsure of the correct heat range to use, it is always recommended to "stay on the safe side" and use a colder plug. A switch in heat range can change the temperature of the spark plug tip by 70-120°F. If the plug selected is too cold, it will eventually foul and misfire, but it will not damage the engine. A plug which is too hot can cause pre-ignition and detonation, often resulting in a severely damaged engine.



## 1986-93 5.0L Mustang Chrome Cold Air Induction System

### BBK1557

One of today's favorite performance bolt-ons, cold air induction systems deliver real world horsepower gains and great looks.



## Mustang 5.0 Liter

### BBK1501

70mm, throttle body fits all 1986-93 Ford 5.0 liter EFI applications. 50-state EPA legal. Complete with gaskets and TPS sensor.



## 1986-93 Mustang V8 Mass Air Meters

Starting with a new aluminum casting, BBK CNC machines and powder coats it to exacting specifications and then fits it with a new, electronically calibrated mass air sensor module to ensure precise air/fuel ratio. Gains of up to 15 rear wheel horsepower have been registered in dyno testing. In addition to use on Mustangs, the meter may also be beneficial for those retrofitting an EFI engine into an early muscle car or hot rod.



## 1990-2004 4.6L Ford Models

Adds 8-15 horsepower and crisper throttle response. Standard on Roush Stage 3 Mustang. Available in 70mm and 75mm.

Part No.	Description
BBK1700	70mm For 4.6L 2-V, Fits all 1996-04, 4.6L 2-V
BBK1701	75mm for 4.6L 2-V, Fits all 1996-04, 4.6L 2-V
BBK1703	75mm for 4.6L 2-V, Fits all 1990-95, 4.6L 2-V



## 1997-2003 GM LS1

Uses stock cable or wire throttle control. Bolt on 7-10 horsepower in minutes. 80mm.

Part No.	Description
BBK1708	80mm LS1 Performance Throttle Body for 1997-2004
BBK1709	80mm LS1 Performance Throttle Body for 1998-2003 LS1, with Cable Style Throttle



Part No.	Description
BBK8003	76mm 24 lb. - Factory Air Box, 1986-93 Mustang
BBK8004	76mm 24 lb. - Cold Air Calibration, 1986-93 Mustang
BBK8005	76mm 30 lb. - Cold Air Calibration, 1986-93 Mustang



## GM Tuned-Port and LT-1



Fits current tuned-port 305/350 and LT-1 applications. Direct bolt-on and legal in 50 states.

Part No.	Description
<b>BBK1543</b>	1994-97 Camaro/Firebird Twin 52mm, LT-1
<b>BBK1544</b>	1994-97 Camaro/Firebird Twin 58mm, LT-1
<b>BBK1537</b>	1989-92 Camaro and Firebird Twin 52mm, TPI 1989-91 Corvette Twin 52mm, TPI

## 4.6L Ford High-Flow Throttle Intake

### BBK1780

Add 10-15 horsepower! High-flow 78mm intake elbow can be installed on any '96-04 4.6L in 30 minutes or less. Gaskets and hardware are included.



## Mustang Exhaust

### 1-5/8" Equal-Length Shorty Headers for 1986-93 Mustang, 5.0L

#### BBK1512

Equal length chrome headers are mandrel bent from heavy-gauge tubing.



### 1-5/8" Shorty Headers

For 1986-93 Mustang 5.0L. Headers are mandrel-bent heavy gauge tubing.

Part No.	Description
<b>BBK1515</b>	Chrome
<b>BBK1510</b>	Polished Ceramic



### 1979-93 351W Swap

#### BBK15690

Full-length headers will bolt on as a direct fit to any 351W swap project. Fits manual transmission and C4/C6 automatic transmission, except AOD. 1-3/4" diameter.

Part No.	Description
<b>BBK1569</b>	1-3/4" Full Length Heddgers, Chrome
<b>BBK15690</b>	1-3/4" Full Length Heddgers, Silver Ceramic
<b>BBK1509</b>	2-1/2" Hi-Flow Short Mid H-Pipe With Converters
<b>BBK1659</b>	2-1/2" Hi-Flow Short Mid X-Pipe With Converters



## Adjustable Fuel Regulators

### BBK1706

Regulators fit 1986-93 Ford Mustang 5.0L V8 engines and are made of billet aluminum with a long-life blue anodized finish. Precision diaphragm design allows full adjustment.



## 1-5/8" Street and Strip Performance Headers

### BBK1516

Add 15 to 20 HP and more low-end torque. Full-length headers fit 1979-93 5.0/5.8L Mustangs and include gaskets, bolts, and screw-in studs. Chrome.



## X-Pipes

Built from fully aluminized CNC mandrel-bent tubing, die-stamped flanges and unique die-stamped X-chamber, pipes deliver unmatched sound and performance. Full-length X-pipes are designed to bolt on to factory header or shortie headers. Short pipes are used with full-length headers. 2-1/2" diameter. Not for sale in California.

Part No.	Description
<b>BBK1509</b>	1979-93 Mustang 5.0L, Short Mid H-Pipe, MT Only, with Converters
<b>BBK1659</b>	1979-93 Mustang 5.0L, Short Mid X-Pipe, with Converters

## 1-5/8" Shorty Headers for Chevy Impala SS

Designed to fit the 1993-96 Chevy Impala SS, BBK shorty headers offer bolt-on performance with an existing stock exhaust. Made with 1-5/8" mandrel-bent tubing for unrestricted airflow, with a one-piece laser-cut 3/8" flange for added strength and durability. Gaskets and hardware included.



Part No.	Description
<b>BBK1595</b>	Chrome
<b>BBK15950</b>	Ceramic

## High-Volume OEM-Style Electric Fuel Pump Kit

### BBK1607

1986-93 Mustang V8, 255 LPH fuel pump kit. A must for turbo and nitrous models. Kit includes a new strainer assembly. Easy to install.



## High-Performance Underdrive Pulley Systems

### BBK1553

Bolt-on 10-15 horsepower in under 30 minutes. Computer-machined aluminum alloy systems deliver full charging. Kit is 3-piece and fits 1979-93 5.0 Mustang/Capri 5.0L.





### Heavy-Duty Adjustable Cable and Quadrant Kits

Kits are available with an adjustable fenderwell unit. Precisely adjust clutch to eliminate sticky shifts and hard-to-find reverse gear.



Part No.	Description
<b>BBK1505</b>	1979-95 Mustang GT and Cobra with 5-Speed
<b>BBK15050</b>	1979-04 Clutch Fenderwell Adjuster
<b>BBK15055</b>	1979-95 Mustang with Fenderwell Adjuster

### Adjustable Caster/Camber Plate Package

#### BBK2525

Billet aluminum main body is precision machined to exact tolerances. Package is lightweight, compact, easy to install, and easy to adjust. Fits 1979-93 Mustangs.



### Lowering Springs for 1967-69 F-Body

#### BMRSP055R

Increase the cornering capabilities of your car dramatically by increasing the spring rate and lowering the center of gravity. BMR springs lower the car, yet retain the OE ride quality. Front, 2" drop. Small block. Red.



### Lower Springs for 1964-72 A-Body

BMR springs are specifically designed to provide optimal handling without sacrificing ride quality. The front springs are progressive wound to provide variable rates. The soft portion of the progressive winding maintains near OE ride quality during normal driving conditions. When the suspension is loaded during aggressive cornering, the springs enter into the stiffer portion of the spring. Additional spring rate has been designed into this portion of the spring for better control and reduced body roll. All springs are red.



### Lowering Springs for 1978-87 G-Body

#### BMRSP035R

Increasing the cornering capabilities of your car dramatically by increasing the spring rate and lowering the center of gravity. BMR springs lower the car while retaining the OE ride quality. Comes with a set of 4 with 1-1/2" drop. Red.



Part No.	Description
<b>BMRSP013R</b>	Front, 1" Drop, 1964-72
<b>BMRSP014R</b>	Rear, 1" Drop, 1964-72
<b>BMRSP015R</b>	Rear, 2" Drop, 1964-72
<b>BMRSP031R</b>	Set Of 4, 2" Drop, 1967-72
<b>BMRSP033R</b>	Set Of 4, 2" Drop, 1964-66
<b>BMRSP034R</b>	Front, 2" Drop, 1964-72

### Lowering Springs for 1979-93 Mustang

#### BMRSP027R

BMR springs are cold wound from high-tensile chrome-silicon to provide the longest lasting, most consistent rate possible. Front springs are linear rate with a 1" drop and 525 lbs/in. while the rear springs provide a 1" drop and 235 lbs/in linear rate. Set of 4 with 1" drop. Red.



### Torque Arms for 1982-92 F-Body

Replace your weak, flexible stamped steel torque arm with a BMR tubular version and put that power where it is supposed to be - the pavement! Bolts directly in place of factory torque arm using all factory mounting locations. Requires no welding or drilling and clears all factory or aftermarket exhausts. Both versions come with a new, low-deflection polyurethane front mounting bushing.



Part No.	Description
<b>BMRTA001R</b>	DOM, Adjustable, Bolt-in, Red
<b>BMRTA002R</b>	DOM, Non-Adjustable, Bolt-in, Red



## Tubular Lower Control Arms

Engineered to reduce weight, eliminate deflection and improve steering feel. Fabricated from 1-1/4" x .095" wall DOM tubing with CNC-formed, laser-cut steel plates, control arms are fitted with ball joints and polyurethane bushings. Adjustable units include a single rod end. Sold per pair, with a black powder-coated or black hammertone finish. Sold in pairs.



Part No.	Description
<b>BMRAA034H</b>	Non-Adjustable Tubular Lower Control Arm for 1979-93 Ford Mustang. Black Powder-Coated Finish.
<b>BMRAA035H</b>	Adjustable Tubular Lower Control Arm for 1979-93 Ford Mustang. Black Hammertone Finish.
<b>BMRAA037H</b>	Adjustable Tubular Lower Control Arm for 1979-93 Ford Mustang. Black Powder-Coated Finish.

## Motor Mounts for 1982-92 GM F-Body

Heavy-duty polyurethane motor mounts are designed to directly replace the OEM oil-filled hydraulic bushings, eliminating deflection and resulting in improved throttle and shifting performance.



Part No.	Description
<b>BMRMM330H</b>	Engine Block and Frame Mounts for 1982-92 Camaro/Firebird. Polyurethane/Steel. Black Powder-Coated Finish. Kit.
<b>BMRMM331H</b>	Upper Engine Block Mounts for 1982-92 Camaro/Firebird, Solid Steel w/ Black Powder-Coated Finish. Sold as Pair.
<b>BMRMM332H</b>	1982-92 Camaro/Firebird, Frame Mount, Black Powder Coat Steel Bracket/Polyurethane Bushing, Sold as Pair

## Front Control Arm Hardware Kits

Grade 8 steel, zinc-oxide hardware kit assures the ultimate in strength and long-lasting looks for both upper and lower control arms. Available for GM F-Body, GM X-Body, and GM A-Body vehicles. Fit both stock and BMR control arms. Sold only as kit. Made in USA.



Part No.	Description
<b>BMRRH006</b>	Front Upper and Lower Control Arm Hardware Kit for 1982-02 GM F-Body/1968-72 GM X-Body/1964-72 GM A-Body
<b>BMRRH010</b>	Front Lower Control Arm Hardware Kit for 1982-92 GM F-Body/ 1978-87 GM G-Body.

## Subframe Connectors for 1967-69 F-Body

### BMRSFC005H

Increases chassis rigidity by tying the front and rear subframes together. The bolt-in design installs by simply drilling holes, ship with BMR's popular Delrin solid front subframe mounts. Black.



## Lower Control Arms for 1982-92 F-Body

Eliminate wheelhop and improve traction with BMR's lower control arms. Comes with high-durometer polyurethane bushings.



Part No.	Description
<b>BMRTCA001H</b>	DOM, Non-Adjustable, Poly Bushings, Black
<b>BMRTCA001R</b>	DOM, Non-Adjustable, Poly Bushings, Red

## Panhard Rods for 1982-92 F-Body

The panhard rod is responsible for locating the rear end side-to-side in the chassis. Factory F-Body panhard rods are made from stamped-U-shaped material and utilize soft, rubber bushings that allow deflection under load. BMR panhard rods are made from large diameter 1-1/4", heavy-wall DOM tubing and utilize either greasable polyurethane bushings or HD spherical bearings by Viking. The adjustable versions use left-hand and right-hand thread to allow easy on-car adjustment. CNC-machined adjusters are made from 4130 chrome-moly and have rolled threads. All rod end spacers are 304 stainless. The panhard relocation kit replaces the upper panhard rod support and relocates the panhard rod, allowing room for up to dual 3" exhaust routing over the axle.



Part No.	Description
<b>BMRPHR002R</b>	DOM, On-Car Adjustable. Polyurethane Bushings, Red
<b>BMRPHR004H</b>	Relocation Kit, Black

## Transmission Conversion Crossmembers

### BMRTBR001

These bolt-in crossmembers replace the stock factory crossmembers allowing transmission conversions without modifying the factory part and possibly damaging the transmission due to misalignment. Black hammertone finish. Made in USA.



Part No.	Description
<b>BMRTC730H</b>	Crossmember for TH350/PG/700R4/C4/C6/AOD/4L60E in 1979-93 Ford Mustang.
<b>BMRTC731H</b>	Crossmember for TH400/T-56 in 1979-93 Ford Mustang.



**Torque Arm  
Relocation  
Crossmember  
for 1998-2002  
Camaro**

**BMR**TCC021R

Bolt-on tubular torque arm relocation crossmember provides added support and stiffness when swapping a 4L80E transmission into an LS1 equipped 1998-2002 Chevy Camaro. Manufactured from heavy-duty 1-1/4" DOM steel tubing with laser-cut, CNC-formed 3/16" steel plate, with a red powder-coated finish. Made in USA.



**Adjustable Upper  
Control Arm Kit  
for 1979-2004  
Mustang**

**BMR**UTCA041H

Reduce wheel hop and improve cornering consistency! This upper control arm kit features a stiff, tubular design and polyurethane bushings to eliminate the flex and deflection common to stock control arms. Fully adjustable on-car to dial in the optimal pinion angle for street or track. Manufactured from heavy-duty 1-1/4" DOM steel tubing with a CNC-cut chromoly center adjuster for maximum strength and durability. Red powder-coated finish. Made in USA.



**Lowering System Components**

Bell Tech's lowering system components will improve the looks, stance, and handling of any car. Bell Tech has kits available to lower just the rear so the car sits level, or full front and rear kits. All Bell Tech kits include all hardware and complete instructions.

**CALL FOR APPLICATIONS**



**Pro Stick Shifter**

The Pro Stick offers versatility and dependability. Interchangeable gate plates are included for 2-, 3-, or 4-speed operation with the same shifter. Ideal for competition-style, street/strip rods. Includes 5' red race cable and brushed aluminum cover.



Part No.	Description
<b>BMM80706</b>	Pro Stick For 3-Speed GM, Ford, and Chrysler
<b>BMM80702</b>	Pro Stick for Powerglide Only
<b>Accessories</b>	
<b>BMM70465</b>	Powerglide Transmission Lever
<b>BMM80710</b>	3-Speed Reverse Pattern Gate Plate
<b>BMM80713</b>	2-Speed Forward/Reverse Pattern Gate Plate and Cover
<b>BMM80717</b>	Brushed Aluminum Cover with Quick Release Pins

**Pro Ratchet Shifter**

Full ratchet-action shifter works with standard or reverse-pattern valve bodies and includes neutral safety switch, gear position indicator, and reverse lockout that meets NHRA and IHRA requirements. Includes 5' super-duty race cable and aluminum cover.



Part No.	Description
<b>BMM80840</b>	Fits Powerglide
<b>BMM80842*</b>	Fits GM 3-/4-Speed AT, Ford 3-/4-Speed AT, Chrysler 3-Speed AT

\* Will fit Ford AOD with BMM40496 installation kit.





## Mustang Console Hammer™

Fits the stock factory full console for 1987-93 Mustangs with the AOD and AODE transmission. Factory cables are used so factory interlock mechanisms can be retained.



Part No.	Description
<b>BMM81002</b>	1987-93 Mustang Console with AOD
<b>BMM81020</b>	Mustang Hammer C-4 Conversion Kit

## Starshifter

### **BMM80675**

A combination detent/ratchet-style shifter. In the normal mode, it's a standard detent shifter. When the lever is in low, lift the trigger all the way and pull the stick back to convert to ratchet action. Fits GM, Ford, and Chrysler 3-Speed Automatics.



## Quicksilver Shifter

A top-of-the-line ratchet-action shifter, with a reverse lockout (NHRA and IHRA legal). It is cable operated and has universal floor mounting. Neutral safety and back-up light switches, lighted gear indicator, and chrome knob are all included. Compatible with reverse pattern valve bodies.



Part No.	Description
<b>BMM80683*</b>	Fits GM 3/4 Speed Auto, Ford 3-1/4-Speed Auto, Chrysler 3-Speed Auto
<b>BMM80688</b>	Console Quicksilver Fits 1973-81 Camaro, 1970-81 Firebird, 3-1/4-Speed Auto
<b>BMM81025</b>	Console Quicksilver Fits 1968-69 Camaro

\* Will fit Ford AOD with BMM40496 installation kit.

## Megashifter

With its manual 4-speed look, the Megashifter is one of B&M's most popular shifters. The reverse lockout meets NHRA and IHRA requirements and even works with reverse pattern valve bodies. Universal floor-mount base can be trimmed to fit any floor. Includes shifting cable, neutral safety and back-up light switches, lighted gear indicator, and polished aluminum T-handle.



Part No.	Description
<b>BMM80690</b>	Fits Most GM, Ford, and Chrysler RWD 3-1/4-Speed Auto Console Megashifter
<b>BMM80692</b>	Fits 1982-92 Camaro/Firebird with 3-1/4-Speed Auto Console Megashifter Fits 1973-81 Camaro, 1970-81 Firebird with 3-1/4-Speed Auto
<b>BMM80694</b>	Console Megashifter Fits 1968-69 Camaro

## Hammer™

The multi-position trigger provides comfort in various positions and the base can be trimmed for a custom fit. Cable operated for quick installation and accurate shifting. The reverse lockout meets NHRA and IHRA requirements and includes cable, neutral safety switch, backup light switch, lighted gear indicator, and polished aluminum "Hammer Head" handle.



Part No.	Description
<b>BMM80885</b>	GM TH400, 350, 250, 200, 700-R4, 200-4R Ford C4, C6 and AOD (AOD Requires BMM40496 Installation Kit)
<b>BMM80885</b>	Chrysler 1966 and Later Torqueflite A727 and A904

## Shift Improver Kit

Shift improver kit is inexpensive, easy to install, and improves shift feel and quickness on any stock automatic transmission. Sluggish shifts, shift overlap, and excessive wear on clutches and bands due to slippage are eliminated, and transmission life is extended.



Part No.	Description
<b>BMM20260</b>	1965-87 Turbo-Hydro 400, 375, and M40
<b>BMM30262</b>	1968-81 Turbo-Hydro 350 and M38
<b>BMM70239</b>	1982-93 Turbo-Hydro 700-R4/4L60
<b>BMM40262</b>	1967-91 Ford C-6
<b>BMM50260</b>	1967-69 Ford C-4
<b>BMM50262</b>	1970-82 Ford C-4
<b>BMM10226</b>	1966-70 Torqueflite A-727/A-904
<b>BMM10225</b>	1971-77 Torqueflite A-727/A-904

## Converter

### Lock-Up Control

Provides dash-mounted control for governing converter lockup at any speed between 30 and 90 mph. LED tells when converter is locked or unlocked. For GM TH-700/4L60, 200, 200-R4, and 350C.



Part No.	Description
<b>BMM70244</b>	GM Auto Transmission with Lockup Converter and Mech. Speedometer
<b>BMM70248</b>	GM Auto Transmission with Lockup Converter and Elec. Speedometer

## Trans Pan Drain Plug Kit

### **BMM80250**

Install this non-magnetic drain plug in the transmission pan and minimize the fluid change mess.





## Street Rod Torque Converters

A powerful modern V8 engine in a lightweight street rod will often cause an undesirable "clunk" when the transmission is put in gear. A B&M Street Rod Converter will soften the shock to driver and driveline without affecting driveability. Converters offered in 2000, 2400, and 3000 stall speed.



Transmission Application	Holeshot 2000	Holeshot 2400	Tork Master 2000	Tork Master 2400	Tork Master 3000
GM TH400, 425, 375	<b>BMM20416</b>	<b>BMM20412</b>	<b>BMM20400</b>	<b>BMM20404</b>	<b>BMM20402</b>
GM TH350, 375B	<b>BMM20416</b>	<b>BMM20412</b>	<b>BMM20400</b>	<b>BMM20404</b>	<b>BMM20402</b>
GM 1984-91 TH700-R4	-	<b>BMM70419</b>	<b>BMM70420</b>	<b>BMM70418</b>	-
Ford AOD	-	-	<b>BMM40437</b>	<b>BMM40438</b>	-
Chrysler 727	<b>BMM10415</b>	-	<b>BMM10417</b>	-	-

## Extra Capacity Transmission Pans

Better cooling and built-in drain plugs make these pans the perfect replacement for stock items. Available in cast aluminum or chrome-plated steel. Filter extensions are included where needed.



BMM20280

Part No.	Description
<b>Cast Aluminum Transmission Pans</b>	
<b>BMM20280</b>	GM TH400, Additional 2 Quarts
<b>BMM30280</b>	GMTH350/TH250, Additional 3 Quarts
<b>BMM70280</b>	GM Powerglide, Additional 2 Quarts
<b>BMM10280</b>	Chrysler Torqueflite 727/A518, Additional 4 Quarts
<b>BMM50281</b>	Ford C-4, Additional 2 Quarts
<b>BMM40281</b>	Ford C-6, Additional 2 Quarts
<b>Chrome Steel Transmission Pans</b>	
<b>BMM20289</b>	GM TH400, Additional 2 Quarts
<b>BMM30289</b>	GM TH350, Additional 3 Quarts
<b>BMM70289</b>	GM 700R4/4L60, Additional 3 Quarts

## Transmission SuperCoolers

Pressure tested to 200 PSI with a low pressure drop, light and efficient SuperCoolers get the job done and always assure that maximum transmission cooling is provided.



BMM70265

Part No.	Description
<b>BMM70255</b>	16,000 GVW, 11" x 5-3/4" x 3/4"
<b>BMM70268</b>	19,000 GVW, 11" x 7-1/2" x 3/4"
<b>BMM70264</b>	24,000 GVW, 11" x 6" x 1-1/2"
<b>BMM70266</b>	28,000 GVW, 11" x 8" x 1-1/2"
<b>BMM70265</b>	15,000 GVW Polished with 1/2"NPT Fittings, 11" x 4-1/2" x 1-1/2"
<b>BMM80278</b>	Mounting Kit, 4 Rods, 4 Slip-On Nuts, 4 Rubber Pads

## GM Throttle Valve/Kickdown Cables

Use these adjustable universal-fit cables in place of stock cables.



Part No.	Description
<b>BMM30287</b>	Universal GM TH-350 Kickdown Cable
<b>BMM70242</b>	Universal GM 700R4 Throttle Valve Cable

## Vacuum Modulator

**BMM20234**  
Adjust TH350 or TH400's shift points within a 2-4 MPH range.



## Hi-Tek Transmission Cooler

The Hi-Tek fin and plate-style cooler does a remarkable job of cooling transmission fluid. Coolers have 1/2"NPT and thermal switch activates fan at 175°F.



Part No.	Description
<b>BMM70297</b>	13-1/2" x 9" x 3-1/2", 9-1/2" Dia. Fan at 500 CFM, 6 Amps, 7 lbs.
<b>BMM70298</b>	10" x 7-1/2" x 4", 7" Dia. Fan at 350 CFM, 6 Amps, 5 lbs.





### EradiSpeed+

EradiSpeed+ rotors are a direct stock replacement. The "plus" indicates a two-piece design for weight reduction. The hat is machined from billet or forged aluminum and anodized black. The hats and rotors are joined by the same hardware used in Indy cars.

Note: All BAER EradiSpeed™ rotors have faster thermal recovery, increased heat absorption, increased friction, low wear, and crossdrilled, slotted, and zinc-washed surfaces. Baer backs all EradiSpeed™ rotors with a Limited Lifetime Warranty against warping.

### EradiSpeed 1

Systems include larger rotors that still work with original calipers. The advantage is increased performance through augmented leverage of the one-piece larger rotor. All the hardware to relocate the stock calipers outward is provided. Eradi-Speed 1 rotors may require larger wheels.



### EradiSpeed+1

Larger than stock, two-piece aluminum hat and rotor combine benefits of EradiSpeed-Plus (two-piece) and EradiSpeed-Plus 1 (larger than stock diameter).



### SS4+ GM and Ford Front Brake Systems

The SS4+ front brake system features all the benefits of the larger Baer brake system designed for 15" wheels. Perfect for resto-mods and restorations where modern brakes are needed. Can be used with stock brake drum rear, or matched with a Baer rear brake offerings. System features the S4, 4-piston calipers, built with stainless pistons and dual seals that meet DOT specifications, mounted to a 13" cross-drilled and slotted 1-piece rotor. All installation parts and hardware included.



### Track4 GM and Ford Front Brake Systems

The Track4 brake system is designed for cars with 17" or larger wheels. The Track4 features the large T4 caliper with staggered 4-piston sizes to minimize pad wear, 6-cross bolts, and dual seals that meet DOT specifications, mounted to 13" cross-drilled and slotted 1-piece rotors. All necessary installation parts and hardware included.



### Extreme & Extreme-Plus

Massive six-piston, aluminum mono-block calipers and eye-dazzling, cross-drilled 14" and 15" 2-pc. slotted rotors offer serious stopping power and good looks.



### Iron-Sport Rear Brake Systems

Affordable Baer Iron-Sport systems cover all popular rear ends and feature single piston calipers and vented, drilled, slotted, and plated 11.625" directional curved vane rotors. Also includes Baer pads, stainless steel lines, aluminum brackets, hardware, and instructions.



### Baer ReMaster Master Cylinders

A direct replacement for other master cylinders, the ReMaster provides an optimal balance between pressure and volume for excellent braking performance with reasonable pedal effort. Great for most street and performance braking systems. Features integrated mount for Baer billet proportioning valve.



Make	Part No.	Description
<b>Master Cylinder Assembly 15/16" Bore</b>		
General Fit (2 Bolt)	<b>BAE6801272LP</b>	Black Anodized, 15/16" Bore, Left Port
<b>Master Cylinder Assembly 1" Bore</b>		
General Fit (2 Bolt)	<b>BAE6801238LP</b>	Gray Anodized, 1" Bore, Left Port
General Fit (2 Bolt)	<b>BAE6801273LP</b>	Black Anodized, 1" Bore, Left Port
<b>Master Cylinder Assembly 1-1/8" Bore</b>		
General Fit	<b>BAE6801274LP</b>	Black Anodized, 1-1/8" Bore, Left Port

### Baer Adjustable Billet Proportioning Valves

Bolt-on proportioning valves allow easy adjustment of brake balance. Billet aluminum construction, with 3/8-24 inverted flare inlet and outlet. Handles 100-3,000 PSI.



Make	Part No.	Description
<b>Prop Valve Assembly</b>		
General Fit	<b>BAE2000057LP</b>	Black Anodized, Left Port
<b>Master Cylinder Plumbing Parts</b>		
General Fit	<b>BAE6801311</b>	Banjo fitting hardline kit includes both lines, banjo and seals. Fits RP and LP for 15/16" and 1" ReMaster.
General Fit	<b>BAE6801312</b>	Hardlines for 3/8" fittings. Includes both lines. Fits RP and LP. Fits only 15/16 and 1" ReMaster.

### Push Rod Length Gauge

#### BAE6801279

Designed to easily and accurately measure the push rod length, this tool provides a way to set the optimum clearance between the brake booster push rod and the master cylinder.





## Direct-Fit Series Aluminum Radiators

A minimum 20-40°F temperature reduction over copper/brass/lead radiators makes these units ideal for big inch, high-horsepower muscle cars. Compatible with all coolants and include cast aluminum filler neck. Available for a wide range of applications.

**Call for specific fitment options.**



BEC10168

## Eliminator Series Radiators

Be Cool's Eliminator Series aluminum high-performance radiators have dual 1" cores, billet filler necks, and folded and tapered tanks in sizes to fit modern muscle car restorations. All cores are 3" thick. Automatic transmission radiators have transmission cooler built in.



Standard Transmission Part No.	Description
<b>BEC10168</b>	1967-69 Camaro/Firebird, 1968-79 Nova BB
<b>BEC10016</b>	1966-67 Chevelle/EI Camino, 1959-70 Full-Size Chevy, 1960-88 Chrysler A, B, E Body SB

## Direct-Fit Series Module Assemblies

Each module assembly includes a crossflow aluminum radiator, electric fan or fans (as horsepower requires), aluminum fan mounting brackets, fan wiring harness, diamond-cut vented coolant recovery tank, billet radiator cap, and installation hardware. The electric fan engages at 195°F and switches off at 175°F.



## Cooling Accessories



Complete the new radiator installation with genuine Be Cool accessories including radiator caps, recovery tanks, and electric fan components.

Part No.	Description
<b>BEC70001</b>	Round Style Billet Radiator Cap with Be Cool Logo
<b>BEC70002</b>	Octagonal Style Billet Radiator Cap with Be Cool Logo
<b>BEC70006</b>	Sure-Grip Machined Aluminum Radiator Cap
<b>BEC70003</b>	Diamond-Cut Vented Recovery Tank 7" x 3" With Inlet Fitting and Mounting Bracket
<b>BEC72031</b>	Aluminum Mounting Brackets for 13" and 16" Electric Fans
<b>BEC75021</b>	Electric Fan Wiring Harness Kit with 40-Amp Relay

Year and Model	Engine Size	HP	Man. Trans. Module	Auto Trans Module	Fitment Codes
Chevrolet					
1967-69 Camaro	ALL	700	<b>BEC80168</b>	—	D,R

Fitment Codes

D: With passenger-side water pump outlet.  
R: Except BB core support use , BEC61009, or BEC63009.

## Automatic Trans Cooler Module BEC96301

"Cool Max" high-performance external transmission cooler includes puller fan, mounting brackets, and hardware.



## Be Coolant BEC25001

Next generation propylene glycol formula coolant has low toxicity and is biodegradable. Compatible with all colors and brands of antifreeze, it's premixed and ready to use, protects to -26°F with a 267°F boiling point, and has a 300,000 mile life. Gallon container. Use of Be Coolant doubles the warranty on Be Cool Radiators.



## TrackMat BEDTW2X4MAT

Ideal for use in the pits, garage, or trailer, TrackMat is a 2' x 4' folding mat constructed from an ultra-tough, 3/4" thick foam pad fused with 100% polypropylene fibers. Stain, oil, and chemical resistant, mat folds down to just 2' x 2' for easy storage.





## Tru Trac Ultimate Serpentine System

Tru Trac bolts on at the water pump and aligns perfectly with no need for stabilizer brackets or adjuster bars. System includes a 105-amp Powermaster alternator, Sanden SD-7 A/C compressor, Edelbrock aluminum water pump, billet aluminum compressor cover, a serpentine belt, hard-coated polished billet aluminum pulleys with anodized belt surfaces, tensioners, fasteners, and all brackets.



Part No.	Description
<b>Chevrolet</b>	
<b>BSP13220</b>	Small Block, with AC and Power Steering
<b>BSP14220</b>	Big Block, with AC and Power Steering
<b>BSP13450</b>	Top Mount LS, with AC and Power Steering
<b>Ford</b>	
<b>BSP13600*</b>	Small Block, with AC and Power Steering

\* Must use Billet Specialties oil dip stick BSP40150.

## Sanden A/C Compressor for Tru Trac Systems

### BSP12060

The same Sanden SD-7 air conditioning compressor included with Tru Trac serpentine kits. Features a polished finish and 7-rib pulley.



## LSA 6.2L Tru Trac Serpentine System

### BSPBLK13410

The LSA Tru Trac from Billet Specialties is engineered for the horsepower of high-tech supercharged 6.2L engines. Satin-finish black powder coating on brackets, black hard anodized pulleys, and stainless steel ARP fasteners provide added durability and great looks. Includes compressor manifold and GM factory supercharger tensioner, as well as an ATI Super Damper. Separate accessory drive and supercharger belts save accessory component bearings. A 170-amp Powermaster alternator, a Sanden SD-7 AC compressor, and a new Tuff Stuff Performance power steer pump complete the package.



## 170-Amp Alternator for Tru Trac Systems

### BSP12045


A direct replacement for the alternator included with TruTrac serpentine kits. Rated at 170 amps, this 12V one-wire Powermaster alternator features a polished finish and gold-plated terminal posts. Not for use with V-Trac pulley systems.



## Serpentine Top Mount Conversion Kits for Long Water Pump Chevys

### BSPFM2110PC

Polished aluminum billet pulleys and brackets are polished and clear powder coated. Components include stainless steel fasteners, stainless steel turnbuckles, and high-quality QA1 rod ends. All are designed to accept GM 60- to 80-amp alternators and Sanden 508 AC compressor. Small block top-mount alternator only, passenger side.



## Serpentine A/C Conversion Kit for Long Water Pump BBC


### BSPFM1325PC

Manufactured from billet aluminum and polished to a mirror finish, this AC add-on kit includes all the pulleys and brackets needed to add a Sanden 508 compressor to a BBC with serpentine belt drive. A dual idler pulley system maintains proper belt tension and ensures optimal alignment. Includes stainless steel hardware and polished stainless turnbuckle.



## Serpentine Mid Mount Kit for Long Water Pump Small Block Chevys

Kits are designed for 60 to 80-amp GM alternators and include alternator bracket, alternator pulley with fan and nose cone, water pump pulley with nose cone, crank pulley, and stainless steel fasteners.



Part No.	Description
<b>BSPFM2121PC</b>	Keyway Shaft, Polished
<b>BSPFM2122PC</b>	Press-On Shaft, Polished

## V-Trac V-Belt Pulley System

### BSPV3220

In addition to the polished billet aluminum compressor manifold, V-Trac includes a Sanden SD-7 A/C compressor, compressor clutch cover, 105-amp 1-wire alternator, Edelbrock water pump, billet aluminum pulleys, billet aluminum alternator and compressor mounts, and 12-pt. ARP stainless steel fasteners. Kits with power steering include new pump, pulley, and bracket. Fits small block Chevy with power steering and AC.



## Top-Mount Alternator and Power Steering Kits for Big Block Chevys

### BSPFM2211PC

Designed for use with long water pump. Includes top-mount passenger side alternator bracket, alternator pulley with fan and nose cone. Water pump pulley with nose cone and crank pulley. Power steering pump bracket and pulley. Stainless steel hardware.





## Small Block Chevy Accessory Brackets for Top, Low, and Mid-Mount Alternators



Part No.	Description
<b>BSPFM0105PC</b>	Low-Mount Alternator Bracket, Short Pump, Passenger Side
<b>BSPFM0107PC</b>	Mid-Mount Alternator Bracket, Long Pump, Passenger Side

## Big Block Chevy Accessory Brackets for Top, Low, and Mid-Mount Alternators



Part No.	Description
<b>BSPFM0205PC</b>	Low-Mount Alternator Bracket, Short Pump, Driver Side
<b>BSPFM0207PC</b>	Mid-Mount Alternator Bracket, Long Pump, Passenger Side
<b>BSP89120</b>	Polished Billet Reservoir Cap for Saginaw PS Pump

## Independent Mount Alternator And A/C Compressor Brackets

Finally, brackets designed to mount the A/C compressor and alternator separately without the use of adjuster bars. The A/C brackets fit Sanden 508-style compressors, while the alternator brackets accept GM 60-to 80-amp alternators. A/C compressors mount on the passenger side of the engine; alternators mount on the driver's side. Stainless hardware included.



Part No.	Description
<b>Small Block Chevy Short Water Pump Brackets</b>	
<b>BSP10220</b>	Top-Mount Alternator Bracket
<b>BSP10221</b>	Top-Mount A/C Compressor Bracket
<b>BSP10420</b>	Side-Mount Alternator Bracket
<b>BSP10421</b>	Side-Mount A/C Compressor Bracket

## Plain LS Valley Cover

Precision-machined from billet 6061-T6 aluminum, the LS valley cover offers a clean, no-frills way to top off GEN IV LS engine blocks. Works with OEM LS gasket, and includes stainless steel fasteners. Natural machined or black anodized finish.



Part No.	Description
<b>BSP95059</b>	Machine Finished
<b>BSPBLK95059</b>	Black



## GM LS/LT Motor Swap Mounts

Precision CNC-machined from billet 6061-T6 aluminum, mounts allow installing a GM LS Gen. III/IV or LT Gen. V. engine into an early Camaro, Nova, Chevelle, or Impala using 3-bolt motor mounts. Mounting points allow the bellhousing to be located in the same position as a small block Chevy or in increments of 1/2", 3/4", or 2-1/4" forward if more firewall clearance is desired. Sold per pair with necessary hardware. Offered with natural machined or black anodized finish.



Description	Natural	Black
GM Gen. III/IV LS Motor Swap Mounts	<b>BSP11600</b>	<b>BSP11605</b>
GM Gen. V LT Motor Swap Mounts	<b>BSP11630</b>	-

## A/C and Heat Bulkhead Plates

Polished bulkheads built with O-rings to provide a leak-free seal, the A/C bulkhead has one -6AN and one -10AN O-ring connection. The heater hose bulkheads have two -10AN O-ring connections, while the combo bulkhead has three -10AN O-ring connections and one -6AN O-ring connection.



Description	Polished	Black
<b>Two-Port Bulkhead</b>		
A/C Bulkhead (-10AN and -6AN Ports)	<b>BSP66720</b>	<b>BSPBLK66720</b>
Heat Bulkhead (2x 5/8" to Push-On Ports)	<b>BSP66825</b>	<b>BSPBLK66825</b>
<b>Four-Port Bulkhead</b>		
Heat + A/C Bulkhead (2x 5/8" to Push-On, -10AN, and -6AN Ports)	<b>BSP66920</b>	<b>BSPBLK66920</b>
Heat + A/C Bulkhead (2x 5/8", -10AN, and -6AN Ports)	<b>BSP66925</b>	<b>BSPBLK66925</b>
Heat + A/C In-Line Bulkhead (2x 5/8" to Push-On, -10AN, and -6AN Ports)	<b>BSP66935</b>	<b>BSPBLK66935</b>

## Small Block Ford Dipstick **BSP40150**

Designed for use with the BSP13600 Tru Trac billet timing cover only. Features easy to read level markings and stainless steel braided cover with PTFE inner tube.



## Streamline Air Cleaners

Billet aluminum top has a three-dimensional machined wing nut and a single highly polished raised rib. Complements Streamline valve covers and fits all standard 4-barrel carburetors. Includes integrated wing nut and air filter element. Made in the USA. Small is 11-7/8"L x 8-3/8"W x 3"H and Large is 15"L x 8-1/2"W x 3"H.



Part No.	Description
<b>Streamline Oval Air Cleaner</b>	
<b>BSP15324</b>	Small, Matte Black Powder-Coated Finish
<b>BSP15424</b>	Large, Matte Black Powder-Coated Finish
<b>Streamline 14" Air Cleaner</b>	
<b>BSP15824</b>	Matte Black Powder-Coated Finish



## Air Cleaners

Aluminum air cleaners are offered in a polished finish with machined accents, or in satin black powder coat. Several styles and sizes are available for single or dual-quad systems.



BSP15630

Description	Polished	Black
Small Oval Air Cleaner with Crossed Flag Logo, 11-7/8" x 8-3/8" x 3"H	<b>BSP15327</b>	
Large Oval Air Cleaner with Crossed Flag Logo, 15" x 8-1/2" x 3"H	<b>BSP15427</b>	
Round Ball-Milled Air Cleaner, 6-3/8" Diameter x 3"H	<b>BSP15120</b>	
Round Ball-Milled Air Cleaner, 14" Diameter x 3-1/2"H	<b>BSP15820</b>	<b>BSPBLK15820</b>
Small Oval Ball Milled Air Cleaner, 11-7/8" x 8-3/8" x 3"H	<b>BSP15320</b>	
Small Oval Plain Air Cleaner, 11-7/8" x 8-3/8" x 3"H	<b>BSP15329</b>	
Large Oval Ball Milled Air Cleaner, 15"L x 8-1/2"W x 3"H	<b>BSP15420</b>	
Dual Quad Ball Milled Air Cleaner, 17-1/2"L x 9-3/8"W x 3-1/4"H	<b>BSP15520</b>	
Small Oval Ribbed Air Cleaner for Single 4bbl., 11-7/8" x 8-3/8" x 3"H	<b>BSP15630</b>	<b>BSPBLK15630</b>
Large Oval Ribbed Air Cleaner, 15"L x 8-1/2"W x 3"H	<b>BSP15640</b>	<b>BSPBLK15640</b>
Dual Quad Ribbed Air Cleaner with K&N Air Filter, 15"L x 8-1/2"W x 3"H	<b>BSP15650</b>	<b>BSPBLK15650</b>
Round Plain Air Cleaner, 14" Diameter x 3"H	<b>BSP15829</b>	<b>BSPBLK15829</b>

## Streamline Valve Covers

A fresh, new look for hot rods and customs, offered in stock or short (2-3/4") height. Complements any exterior trim. Includes metal baffles, grommets, and stainless steel mounting hardware. Made in the USA. Available in a variety of finishes, including matte black powder-coated or ready-to-finish natural aluminum, both with a polished CNC-machined accent, or in a plain polished finish.



Part No.	Description
<b>BSP95124</b>	SB Chevy 262-400, Short Style*, Black
<b>BSP95124RTF</b>	SB Chevy 262-400, Short Style*, Ready to Finish
<b>BSP95129</b>	SB Chevy 262-400, Plain with Polished Finish
<b>BSP95224</b>	SB Chevy 262-400, Black
<b>BSP96124</b>	BB Chevy 396-454, Black
<b>BSP95424</b>	LS Engine, Black

**Note:** Not for use with roller rockers and stud girdles.

## Black Tail Valve Covers

Made from high-grade aluminum, with given a smooth satin black powder-coated finish. CNC-machined Chevrolet script or Bowtie logo and rib accents. Metal baffles and grommets included.



Part No.	Description
<b>BSPBLK95223</b>	Chevrolet, SB Chevy 262-400, Tall, Pair
<b>BSPBLK96123</b>	Chevrolet, BB Chevy 396-454, Tall, Pair

## GM LS Modular Valve Covers

Add a clean, high-tech appearance to the LS engine. Valve covers utilize hidden coils, wire harness and oil filler cap. Choose from polished or black anodized finished with or without "Chevrolet" script. Sold per pair complete with stainless ARP 12-point fasteners.



Part No.	Description
<b>BSP95480</b>	Polished w/Chevrolet Script Valve Covers
<b>BSP95485</b>	Black Anodized w/Chevrolet Script Valve Covers

## Valve Covers

Rugged, stylish billet aluminum valve covers for small and big block Chevys are brightly polished (unless noted) for exceptional looks and a leakproof seal. Grommets are included.



Part No.	Description
<b>Small Block Chevy</b>	
<b>BSP95120</b>	Short, Ball Milled
<b>BSP95123</b>	Short, Chevrolet Script
<b>BSPBLK95123</b>	Short, Black Powder Coat w/ Chevrolet Script
<b>BSP95127</b>	Short, Checkered Flag
<b>BSP95220</b>	Tall, Ball Milled
<b>BSP95222</b>	Tall, Chevy Power
<b>BSP95223</b>	Tall, Chevrolet Script
<b>BSP95229</b>	Tall, Plain
<b>BSP95620</b>	Tall, Ribbed
<b>BSP95820</b>	Centerbolt, 1-Pc., Ball Milled with Bolts
<b>Big Block Chevy</b>	
<b>BSP96021</b>	Short, Bow Tie
<b>BSP96022</b>	Short, Chevy Power
<b>BSP96023</b>	Short, Chevrolet Script
<b>BSP96120</b>	Tall, Ball Milled
<b>BSP96121</b>	Tall, Bow Tie
<b>BSP96123</b>	Tall, Chevrolet Script
<b>Small Block Ford</b>	
<b>BSP95320</b>	Ball Milled, for 1962-85 289, 302, 351W and 5.0L

Bow Tie

## LS Valve Cover Conversion Kit

Precision-machined from billet aluminum, the LS conversion kit allows use of perimeter-style small or big block Chevy valve covers on LS motors while hiding the coils underneath for a clean, classic look. Recessed wire channels to drop wires into place for ease of installation, the conversion kit will also work with large LS3 coils. It retains the factory LS gasket for a leak-free seal and includes a hidden oil fill cap on each side for easy access.



Part No.	Description
<b>BSP95037</b>	LS to SBC Valve Cover Conversion Kit
<b>BSP96037</b>	LS to BBC Valve Cover Conversion Kit



## GM LS Valve Cover

### Adapters

Specialized adapters, precision machined from billet 6061-T6 aluminum, allow use of traditional small block Chevy or Ford valve covers on a GM LS motor for a classic appearance. Configuration utilizes the OEM LS valve cover gasket on bottom and a cork gasket on top. Sold complete with required hardware.



Part No.	Description
<b>BSP95030</b>	LS to SBC Valve Cover Adapter*
<b>BSP95032</b>	LS to SBF Valve Cover Adapter

\*Requires coil re-location. Will not work on LS1 cylinder head casting #806 or #933 which use perimeter mount valve covers.

### Valve Cover Hold-Downs

1/4"-20 studs, packs of four.

Part No.	Description
<b>BSP95011</b>	Acorn-Style Bolts, Polished
<b>BSP95013</b>	Hex-Style Bolts, Polished



### Valve Cover Breathers

Designed for long-lasting performance and easy care, two-piece billet breathers have positive O-ring seal. PCV breathers use a common, replaceable PCV valve.



Part No.	Description
<b>BSP20120</b>	Plain Polished, 1-1/4" Dia.
<b>BSP20220</b>	Bow Tie, 1-1/4" Dia.
<b>BSP20720</b>	Crossed Flags, 1-1/4" Dia.
<b>BSP20820</b>	Ball Milled, 1-1/4" Dia.
<b>BSP20825</b>	Ball Milled, 1" Dia.
<b>BSP20920</b>	Oval, 1-1/4" Dia.
<b>BSPBLK20939</b>	Retro Plain Oval, 1-1/4" Dia., Black
<b>BSP20950</b>	Oval Ribbed, 1-1/4" Dia.
<b>BSP21950</b>	Oval Ribbed with PCV, 1-1/4" Dia.
<b>BSP95003</b>	Breather Grommet, 1" I.D.
<b>BSPRP2010</b>	Breather Filters, 2" O.D., Pack of 4

### Billet In-Line Fuel Filter

Suitable for carbureted or fuel-injected engines, these billet aluminum in-line fuel filters feature a 40-micron screen element that can be cleaned or replaced. Offered with a choice of -6AN fittings or hose barbed ends, they are available in polished or black anodized finish. Mounting bracket sold separately.



Description	Polished	Black
40-Micron In-Line Fuel Filter with Hose Barbed Ends	<b>BSP42130</b>	<b>BSPBLK42130</b>
40-Micron In-Line Fuel Filter with -6AN Fittings	<b>BSP42230</b>	<b>BSPBLK42230</b>
Mounting Bracket	<b>BSP42520</b>	<b>BSPBLK42520</b>

### LS Engine Oil Pick-up Girdle

#### **BSP65710**

Machined billet aluminum girdle provides equal clamping force to both sides of the oil pick-up tube for optimal support. Includes hardware.



## PCV Breathers, 1.220" Dia.

Part No.	Description
<b>BSP21120</b>	Plain Polished PCV Breather
<b>BSP21720</b>	Crossed Flags PCV Breather
<b>BSP21820</b>	Ball Milled, Polished PCV Breather

**PCV Breathers, 1.250" Diameter**

<b>BSP22120</b>	1-1/4" Polished PCV Valve
-----------------	---------------------------



## Retro Breathers

Each retro-style breather is precision machined from 6061-T6 aluminum. Breathers work with 1-1/4" diameter valve covers have a two piece design and include grommets. PCV breathers have a washable filter element and feature a common replaceable valve. Made in the USA.



Part No.	Description
<b>BSP20923</b>	Retro Breather Chevrolet Script, Polished
<b>BSPBLK20923</b>	Retro Breather Chevrolet Script, Black
<b>BSPBLK21923</b>	Retro PCV Breather Chevrolet Script, Black

## Oil Fill Caps

Machined from billet aluminum and available for a variety of applications. Choose from push-on, twist-on, screw-on, or weld-in caps. Weld-in cap includes bung which is welded to the valve cover, rear end housing, etc. Weld-in bungs are 1-5/8" diameter.



Part No.	Description
<b>BSP23120</b>	Push-On
<b>BSP23220</b>	Twist-On
<b>BSP23320</b>	Screw-On (Late GM)
<b>BSP24110</b>	Aluminum Weld-In Bung

## Universal Wire Looms

Looms neatly organize spark plug and distributor wires and add a great amount of detail to the engine compartment. Polished. Fits all Chevy and Ford V8.



Part No.	Description
<b>BSP69520</b>	Wire Loom, Ball Milled
<b>BSP69523</b>	Wire Loom, Bowtie Logo
<b>BSP69529</b>	Wire Loom, Plain
<b>BSP69600</b>	SB Chevy, Center Bolt Late Model Bracket Kit Center Bolt

## Billet 8.5mm Plug Wire Separators

All new, snap-in wire guides offer a clean, efficient solution to the 8.5mm ignition wire dilemma by routing the wires in a straightforward fashion. CNC-machined from 6061-T6 billet aluminum, polished to a mirror finish. Sold in pairs.



Part No.	Description
<b>BSP69701</b>	1-Wire, Valve Cover Mount, Pair
<b>BSP69702</b>	2-Wire, Valve Cover Mount, Pair
<b>BSP69703</b>	3-Wire, Valve Cover Mount, Pair
<b>BSP69704</b>	4-Wire, Valve Cover Mount, Pair
<b>BSP69602</b>	2-Wire, Floating, Pair
<b>BSP69601</b>	4-Wire, Floating, Pair
<b>BSP69604</b>	4-Wire, Cylinder Head Mount, Pair





## Polished Billet Chevy Distributor Hold-Down

**BSP65920**

Fits small block and big block Chevy through 1979.



## Dipstick

**BSP40120**

Plain handle, polished dipstick kit for small block Chevrolet through 1979.



## Fuel Filter Mounting Bracket

**BSP42520**

Billet aluminum filter bracket fits Billet Specialties in-line fuel filters. Polished finish. Stainless steel hardware included.



## Fuel Pump Block-Off Plates

Covers fit stock fuel pump openings on small and big block Chevrolet, Ford, and Chrysler engines. Fully polished with stainless hardware.



Part No.	Description
<b>BSP41120</b>	Small Block Chevy
<b>BSP41220</b>	Big Block Chevy
<b>BSP41620</b>	Small Block Ford 289/302/351W and Big Block 429/460, FE

## Thermostat Housings

Conventional and swivel-style housings are available for Chevys, Fords, and Chryslers. Housings are machined from billet and then welded to eliminate any possible leaks. O-ring seal eliminates gaskets or sealant. Complete with stainless hardware.



Description	Polished	Black
<b>SB &amp; BB Chevy</b>		
Straight Up, -16AN	<b>BSP90116</b>	<b>BSPBLK90116</b>
Straight Up, -20AN	<b>BSP90119</b>	<b>BSPBLK90119</b>
Straight Up, 1-1/2"	<b>BSP90120</b>	<b>BSPBLK90120</b>
Swivel Housing, 15°, 1-1/2"	<b>BSP90320</b>	<b>BSPBLK90320</b>
Swivel Housing, 45°, 1-1/2"	<b>BSP90420</b>	<b>BSPBLK90420</b>
Swivel Housing, 0°, 1-1/2"	<b>BSP90220</b>	<b>BSPBLK90220</b>
<b>LS</b>		
Straight Out, 1-1/2", 2004-09 LS	<b>BSP90134</b>	<b>BSPBLK90134</b>
Straight Out, 1-1/2", 2010-Up LS	<b>BSP90135</b>	<b>BSPBLK90135</b>
Swivel, 15°, 1-1/2", 2004-09 LS	<b>BSP90334</b>	<b>BSPBLK90334</b>
Polished Swivel, 15°, 1-1/2", 2010-Up LS	<b>BSP90335</b>	<b>BSPBLK90335</b>
<b>SB &amp; BB Chrysler</b>		
Straight Up, 1-1/2"	<b>BSP90820</b>	-
Straight Up, -20AN	<b>BSP90825</b>	<b>BSPBLK90825</b>
<b>SB, BB &amp; FE Ford</b>		
Small Block, 0°	<b>BSP90620</b>	-
Big Block, 0°	<b>BSP90720</b>	-
Big Block, 15°	<b>BSP90725</b>	-
FE, 0°	<b>BSP90730</b>	-

## OverFlow Tanks

A perfect complement to aluminum radiator installations, ribbed overflow tanks have O-ring sealed caps and adjustable mounting brackets.



Part No.	Description
<b>BSP77910</b>	Smooth Polished Tank with Bracket
<b>BSPBLK77910</b>	Smooth Black Anodized Tank with Bracket

## 8.75" OverFlow Tanks

100% billet aluminum construction. Mirror-polished finish or high-gloss black anodized finish. Exclusive mounting bracket clamps to the tank with an internal lock. The mounting hardware is completely hidden!



**Note:** Bracket must be installed at center of reservoir as shown.

Part No.	Description
<b>BSP77109</b>	Smooth Polished Tank with Bracket
<b>BSPBLK77109</b>	Black Anodized Tank with Bracket

## Notched Grip Radiator Cap

Machined from billet 6061-T6 aluminum notched sides provide a positive grip and features a Stant internal 16-lb. pressure-relief assembly. The billet cover is disassembled for proper positioning.



Part No.	Description
<b>BSP75125</b>	Notched Radiator Cap, Polished
<b>BSPBLK75125</b>	Notched Radiator Cap, Matte Black Powder-Coated Finish

## Radiator Caps

Billet dome style radiator caps have 6061-T6 tops with knurled grip sides. Polished finish unless otherwise indicated.




Part No.	Description
<b>BSPBLK75120</b>	Plain, Black Anodized
<b>BSP75120</b>	Plain, 16 lb. Cap
<b>BSP75220</b>	Circle, 16 lb. Cap
<b>BSP75320</b>	Chevy Logo, 16 lb. Cap
<b>BSP75420</b>	V8 Logo, 16 lb. Cap
<b>BSP76320</b>	Chevy Logo, 7 lb. Cap

## A/C Compressor Cover

**BSP87120**

It's the small details that count. Dress up a unsightly compressor clutch with one of these highly polished covers.





## Crankshaft, Water Pump, and Alternator Pulleys

Highly polished single-, double-, and triple-groove crank pulleys, single- and double-groove water pump pulleys, alternator fan, pulley and nose cone assemblies are all machined from billet aluminum for strength.



BSP80120

Part No.	Description
<b>BSP80120</b>	SB Chevy SWP Single-Groove Water Pump Pulley
<b>BSP80220</b>	SB Chevy SWP Double-Groove Water Pump Pulley
<b>BSP84120</b>	SB Chevy SWP Water Pump Pulley Nose Cone
<b>BSP81120</b>	SB Chevy SWP Single-Groove Crank Pulley
<b>BSP81220</b>	SB Chevy SWP Double-Groove Crank Pulley
<b>BSP81320</b>	SB Chevy SWP Triple-Groove Crank Pulley
<b>BSP78220</b>	SB Chevy LWP Double-Groove Crank Pulley
<b>BSP78230</b>	SB Chevy LWP Triple-Groove Crank Pulley
<b>BSP78110</b>	SB/BB Chevy LWP Single-Groove Water Pump Pulley
<b>BSP78120</b>	SB/BB Chevy LWP Double-Groove Water Pump Pulley
<b>BSP83220</b>	BB Chevy SWP Double-Groove Crank Pulley
<b>BSP83320</b>	BB Chevy SWP Triple-Groove Crank Pulley
<b>BSP82120</b>	BB Chevy SWP Single-Groove Water Pump Pulley
<b>BSP82220</b>	BB Chevy SWP Double-Groove Water Pump Pulley
<b>BSP79210</b>	BB Chevy LWP Single-Groove Crank Pulley
<b>BSP79220</b>	BB Chevy LWP Double-Groove Crank Pulley
<b>BSP79230</b>	BB Chevy LWP Triple-Groove Crank Pulley
<b>BSP84220</b>	SB/BB Chevy Long Water Pump Nose Cone
<b>BSP85220</b>	GM Alternator Fan and Pulley, One-Piece

## GM Keyed Power Steering Pulleys

Fits 1966-74 GM Saginaw power steering pump with 1/8" keyway. Available in single- or two-groove options. Polished finish.



Part No.	Description
<b>BSP86120</b>	Single-Groove Keyed Power Steering Pulley
<b>BSP86220</b>	Two-Groove Keyed Power Steering Pulley

## SB Chevy Press-On Power Steering Pulleys

For use on long water pump applications that use a GM canister-style power steering pump.



Part No.	Description
<b>BSP86420</b>	Single-Groove Press-On Power Steering Pulley
<b>BSP86520</b>	Two-Groove Press-On Power Steering Pulley

## Remote Power Steering Pump

Pump is brand new (not remanufactured), flows 3 GPM with 1100 PSI pressure and includes cad plated -6 and -10AN fittings.



Part No.	Description
<b>BSP12020</b>	Natural
<b>BSP12025</b>	Polished

## Flow Control Valve

### BSPRP1300

2 GPM flow control valve is for use with Ford rack and pinion.



## Power Steering Hose Kit

Finish a Tru Trac or V-Trac installation the right way with a premium hose kit. Each kit is supplied with enough adapters to cover most popular GM boxes and Ford type racks. Quality fittings and hose from Russell Performance are used exclusively to ensure reliability. Offered in polished or black anodized finish. For use with Tru Trac or V-Trac systems with GM Type II pumps only.



Part No.	Description
<b>BSP77900</b>	Power Steering Hose Kit, Remote Reservoir, Polished
<b>BSPBLK77900</b>	Power Steering Hose Kit, Remote Reservoir, Black
<b>BSPBLK77905</b>	Power Steering Hose Kit, Pump-Mounted Reservoir, Black

## Power Steering Adapter Kit

### BSP77901

Kit adapts power steering hose kit (BSP77900) to fit most power steering rack and pinion and steering box set-ups. Applications: 1977-78 Mustang II rack and pinion, up to 1988 T-Bird rack and pinion, Maval Mfg. rack and pinion, Saginaw 600 steering gear box.



## Reservoir Tight Fit Kit

### BSP77902

Perfect for when space is limited, kit includes -6AN and -10AN 90° fittings for use with Billet Specialties remote reservoirs.



## Billet Bolt-On

### Power Steering Reservoir

Engineered for use with Billet Specialties Tru Trac or V-Trac drive systems fitted to small or big block Chevys, bolt-on power steering reservoir features double O-ring hose attachments for leak-free service. Choose from polished or black anodized finished.



Part No.	Description
<b>BSP77930</b>	Polished
<b>BSPBLK77930</b>	Black Anodized

## Power Steering Reservoirs

Reservoirs have vented caps and internal baffling for foam-free operation. The inlet and return fittings are -6AN and -10AN respectively. Mounting brackets are included.



Part No.	Description
<b>BSP77910</b>	Smooth Reservoir with Bracket
<b>BSPBLK77910</b>	Smooth Black Anodized Reservoir with Bracket

## Polished GM Type II Power Steering Bracket and Pulley Kit

### BSPFM1225PC

BB Chevy long water pump applications are for use with billet serpentine conversion kit. Includes a new polished 1200 PSI GM Type II power steering pump with pre-installed polished billet serpentine pulley and AN fittings, polished billet aluminum bracket, and stainless steel hardware.





## Hose Ends

Add even more luster under the hood with Billet Specialties hose ends. Each has a built-in clamp for tight hose connections and ease of installation.

Part No.	Description
<b>BSP67425</b>	For 5/8" Rubber Heater Hose
<b>BSP67625</b>	For 3/4" Rubber Heater Hose
<b>BSP67825</b>	For 1-1/2" Radiator Hose
<b>BSP67925</b>	For 1-3/4" Radiator Hose



BSP67825

## Line Clamps

Modern plumbing hardware for the serious car enthusiast. Made of 6061-T6 aluminum and highly polished. Available in five sizes: 3/16", 1/4", 5/16", 3/8", and 1/2". Four to a package. Stainless hardware included.



Part No.	Description
<b>BSP65110</b>	3/16" Clamps
<b>BSP65210</b>	1/4" Clamps
<b>BSP65410</b>	3/8" Clamps
<b>BSP65510</b>	1/2" Clamps

## Rad Rides Pro Bolts

Developed by Rad Rides by Troy, these stainless fender washers were designed to avoid paint distortion during assembly and add style to your engine compartment. Stainless hardware included. Sold in pairs.

Part No.	Description
<b>Black</b>	
<b>BSPBLK66110</b>	5/16-18 x 1", 3/4" O.D.
<b>Polished</b>	
<b>BSP66110</b>	5/16-18 x 1", 3/4" O.D.
<b>BSP66120</b>	3/8-16 x 1", 7/8" O.D.
<b>BSP66130</b>	1/4-20 x 1", 1 1/16" O.D.
<b>BSP66140</b>	10-24 x 1", 9/16" O.D.
<b>BSP66115</b>	5/16-18 x 1", 1" O.D.



## Through-Frame Fittings

Clean up brake installations with gleaming, through-the-frame fittings. Sold in pairs.



Part No.	Description
<b>BSP66210</b>	Stainless 3AN x 1/8"NPT, 2" Long
<b>BSP66310</b>	Stainless 3AN x 1/8"NPT, 2-3/8" Long

## A/C and Heat Bulkhead Plates

Polished bulkheads built with O-rings to provide a leak-free seal, the A/C bulkhead has one -6AN and one -10AN O-ring connection. The heater hose bulkheads have two -10AN O-ring connections, while the combo bulkhead has three -10AN O-ring connections and one -6AN O-ring connection.



Description	Polished	Black
<b>Two-Port Bulkhead</b>		
A/C Bulkhead (-10AN and -6AN Ports)	<b>BSP66720</b>	<b>BSPBLK66720</b>
Heat Bulkhead (2x 5/8" to Push-On Ports)	<b>BSP66825</b>	<b>BSPBLK66825</b>
<b>Four-Port Bulkhead</b>		
Heat + A/C Bulkhead (2x 5/8" to Push-On, -10AN, and -6AN Ports)	<b>BSP66920</b>	<b>BSPBLK66920</b>
Heat + A/C Bulkhead (2x 5/8", -10AN, and -6AN Ports)	<b>BSP66925</b>	<b>BSPBLK66925</b>
Heat + A/C In-Line Bulkhead (2x 5/8" to Push-On, -10AN, and -6AN Ports)	<b>BSP66935</b>	<b>BSPBLK66935</b>

## Hose Separators

Engine compartment and chassis hose separators. Made from billet aluminum, separators are available in polished or black anodized finish. Sold individually.



Description	Polished	Black
Fits Hose O.D. .440" and .540"	<b>BSP68020</b>	<b>BSPBLK68020</b>
Fits Hose O.D. .440" and .630"	<b>BSP68025</b>	
Fits Hose O.D. .500" and .500"	<b>BSP68120</b>	<b>BSPBLK68120</b>
Fits Hose O.D. .562" and .562"	<b>BSP68220</b>	<b>BSPBLK68220</b>
Fits Hose O.D. .562" and .625"		<b>BSPBLK68225</b>
Fits Hose O.D. .625" and .625"	<b>BSP68320</b>	<b>BSPBLK68320</b>
Fits Hose O.D. .625" and .781"		<b>BSPBLK68325</b>
Fits Hose O.D. .734" and .890"		<b>BSPBLK68420</b>
Fits Hose O.D. .734" and .969"	<b>BSP68425</b>	<b>BSPBLK68425</b>
Fits Hose O.D. .781" and .781"	<b>BSP68520</b>	<b>BSPBLK68520</b>
Fits Hose O.D. .781" and .906"		<b>BSPBLK68525</b>
Fits Hose O.D. .890" and .969"		<b>BSPBLK68625</b>
Fits Hose O.D. .906" and .906"	<b>BSP68720</b>	<b>BSPBLK68720</b>
Fits Hose O.D. .906" and 1.015"	<b>BSP68725</b>	<b>BSPBLK68725</b>
Fits Hose O.D. .906" and 1.125"		<b>BSPBLK68729</b>
Fits Hose O.D. 1.015" and 1.015"	<b>BSP68820</b>	<b>BSPBLK68820</b>

## Hose Separator Technical Data

Hose No.	A/C Hose Diameter		Dash Size	Braided AN Line Diameter	
	Decimal	Fraction		Decimal	Fraction
-6	.734"	47/64"	-6	.562"	9/16"
-8	.890"	57/64"	-8	.625"	5/8"
-10	.969"	31/32"	-10	.781"	25/32"
			-12	.906"	29/32"
			-16	1.125"	1-1/8"

Heater Hose Diameter		
Size	Decimal	Fraction
5/8"	.906"	29/32"
3/4"	1.015"	1-1/64"

## Billet Battery Mounts

Billet aluminum mount has a recessed bottom tray to lock the battery in place. Includes stainless hardware. Black or polished.



BSP248910

Part No.	Description
<b>Optima Batteries</b>	
<b>BSP248910</b>	Black/Clear Anodized
<b>BSP248915</b>	Fully Polished
<b>Powermaster</b>	
<b>S1000/S1600 And D1000/D1600 Batteries</b>	
<b>BSP248920</b>	Black / Clear Anodized
<b>BSP248925</b>	Fully Polished

## Floor-Mounted Gas Pedal for 1955-57 Chevy

Add that finishing touch with this billet aluminum gas-pedal with a CNC-machined non-slip surface. Floor-mounted pedal mounts in the factory location with stainless steel hardware (included). Available in polished or black anodized finish.



Description	Polished	Black
Floor-Mounted Gas Pedal for 1955-57 Chevy	<b>BSP199250</b>	<b>BSP199255</b>



## 1955-57 Chevy Pedals

Pedals have machined non-slip surfaces and are available in polished and durable black anodized finishes. The gas pedal assembly converts old throttle linkage to a more modern cable-style linkage for extra firewall clearance and smooth operation. Gas pedal assembly installs in factory firewall location with existing hardware.



Part No.	Description
<b>Gas Pedals</b>	
<b>BSP199155</b>	Black Anodized, Rectangle
<b>Power Brake Pedals</b>	
<b>BSP199455</b>	Black Anodized, Large Rectangle
<b>Brake/Clutch Pedals</b>	
<b>BSP199315</b>	Black Anodized, Rectangle
<b>BSP199335</b>	Black Anodized, Oval

## Gas, Brake, and Clutch Pedals

Billet pedals provide multiple mount points, fully adjustable arms, and a wider, stable base are just some of the key features that make these pedals stand out. Brake/clutch pedals can be mounted centered or offset. Pedals have machined non-slip surfaces and are available in polished and durable black anodized finishes.



Part No.	Description
<b>BSP199110</b>	Polished, Rectangle
<b>BSP199115</b>	Black Anodized, Rectangle

## Full-Size Chevy Gas, Brake, and Clutch Pedals

Add the finishing touch to the driver's compartment with these beauties. Pedals have machined non-slip surfaces and are available in polished and durable black anodized finishes. Pedals are easy to install, just remove the stock pedal, remove the ball pivots, and bolt in the new pedal.



Part No.	Description
<b>Gas Pedals</b>	
Fit 1958-64 Bel Air, Biscayne, Impala, 1964-67 Nova, Chevelle, El Camino	
<b>BSP199240</b>	Polished, Replacement Gas Pedal
<b>BSP199245</b>	Black Anodized, Replacement Gas Pedal
<b>Power Brake Pads</b>	
Fit 1958-64 Bel Air, Biscayne, Impala, 1963-67 Nova	
<b>BSP199455</b>	Black Anodized, Large Brake Pad

## Emergency Brake Pedal Pad for 1958-64 GM B-Body

Replace a worn emergency brake pedal pad with one of these stylish billet pads! These 2-7/8"W x 2-1/2"W pads feature a CNC-machined non-slip surface and include stainless steel hardware. Available in polished or black anodized finish with polished highlights.



Description	Polished	Black
Emergency Brake Pedal Pad for 1958-64 GM B-Body	<b>BSP199640</b>	<b>BSP199645</b>

## D-Shaped Select Edition Steering Wheels

Race-inspired, D-shaped steering wheels are precision machined from billet 6061-T6 aluminum, include a leather half-wrap on the front, and milled finger notches on the rear. Steering wheel bolts directly to Billet Specialties or similar 9-hole adapters and require purchase of the D-shaped half wrap.



Part No.	Description
<b>BSPBLK29402</b>	Camber Steering Wheel, Black Anodized
<b>BSP29409</b>	Formula Steering Wheel, Polished
<b>BSPBLK29409</b>	Formula Steering Wheel, Black Anodized
<b>BSPBC29409</b>	Formula Steering Wheel, Contrast Cut
<b>BSP294091</b>	Formula Steering Wheel, Gunmetal Matte
<b>BSP29427</b>	Trans Am Steering Wheel, Polished
<b>BSPBLK29427</b>	Trans Am Steering Wheel, Black Anodized
<b>BSP294271</b>	Trans Am Steering Wheel, Gunmetal Matte
<b>BSP29441</b>	Victory Steering Wheel, Polished
<b>BSPBLK29441</b>	Victory Steering Wheel, Black Anodized
<b>BSP294411</b>	Victory Steering Wheel, Gunmetal Matte
<b>BSP29475</b>	Prism Steering Wheel, Polished
<b>BSPBLK29475</b>	Prism Steering Wheel, Black Anodized
<b>BSP294751</b>	Prism Steering Wheel, Gunmetal Matte

## Half-Wrap Steering Wheels

Flawless polished finishes and milled finger notches on the backside of the grip are only two of the features of the striking half-wrap steering wheels. Adapter, horn button, and leather half-wrap sold separately.

Part No.	Description
<b>BSP29825</b>	Eagle 14"
<b>BSP30103</b>	Street Lite 14"
<b>BSPBLK30103</b>	Street Lite, Black 14"
<b>BSP30017</b>	Fury, 14"
<b>BSP30445</b>	Outlaw 14"
<b>BSP30725</b>	Classic 14"
<b>BSP30765</b>	Chicayne 14"
<b>BSP30955</b>	Sniper 14"
<b>BSP34725</b>	Classic 15.5"
<b>BSP34005</b>	BLVD 05, 15.5"
<b>BSP34007</b>	BLVD 07, 15.5"
<b>BSP34042</b>	BLVD 42, 15.5"
<b>BSP34055</b>	Psycho, 15.5"
<b>BSP34065</b>	Phantom, 15.5"
<b>BSP34120</b>	Hollowpoint, 15.5"
<b>BSP34123</b>	Hurricane, 15.5"
<b>BSP34152</b>	Twinspin, 15.5"
<b>BSP34165</b>	Spyder, 15.5"
<b>BSP34322</b>	Stealth, 15.5"



**Note:** Must use a half-wrap steering wheel with the leather covered half wrap ring.



## Half-Wrap Profile Collection Steering Wheels

Wheels feature a half-wrapped and fully polished aluminum wheel with milled finger notches on the backside and a premium leather front. Polished billet aluminum accent pieces rise up from each spoke and flow out over the half-wrap and horn button for a great new look. Adapter, horn button, and leather half wrap sold separately.




Part No.	Description
<b>BSP30092</b>	Stiletto 14"
<b>BSP34092</b>	Stiletto 15.5"

**Note:** Not for use with simulated carbon fiber or burlwood covers.

## Leather Half-Wraps

Half-wraps are fastened by hidden bolts recessed in the back of the wheel. 14" unless noted otherwise.

Part No.	Description
<b>BSP29002</b>	Tan Leather
<b>BSP29003</b>	Light Gray Leather
<b>BSP29004</b>	Dark Gray Leather
<b>BSP29005</b>	Red Leather
<b>BSP29008</b>	Black Leather
<b>BSP33005</b>	15.5" Red Leather
<b>BSP33008</b>	15.5" Black Leather



## D-Shaped Half Wraps

Designed specifically for Select Edition Steering Wheels, half wraps are offered in top grain leather as well as in bare plastic to allow a truly custom finish through a favorite upholstery shop.



Part No.	Description
<b>BSP28700</b>	D-Shaped Half Wrap, 14" Bare (No Leather)
<b>BSP28708</b>	D-Shaped Half Wrap, 14" Black Leather

## Billet GM Door Jamb Vents

Add some style to 1971-72 GM C & K series trucks, 1970-72 A-Body cars, or a 1970-92 Camaro/Firebird. CNC-machined billet aluminum door jamb vents are available in polished or black anodized finish. Sold each (two needed for A/F-Body applications).



Description	Polished	Black
Billet Door Jamb Vents	<b>BSP171120</b>	<b>BSPBLK171120</b>

## Billet Door Lock Knobs for 1955-57 Chevy

CNC-machined billet aluminum door lock knobs measure 1-5/8" tall, and are available with 10-24 threads for most applications, or with 6-40 threads to fit Tri-Five Chevys. Available with a mirror-like polished finish, or black anodized. Sold in pairs.



Description	Polished	Black
Door Lock Knobs with 10-24 Threads	<b>BSP45910</b>	<b>BSPBLK45910</b>
Door Lock Knobs with 6-40 Threads	<b>BSP45930</b>	<b>BSPBLK45930</b>

## Horn Buttons

Part No.	Description
<b>BSP32120</b>	Smooth, Polished
<b>BSP32125</b>	Large Smooth, Polished
<b>BSP32320</b>	Bowtie Logo, Polished
<b>BSP32325</b>	Bowtie Logo, Large Polished
<b>BSP32620</b>	Billet Logo, Polished
<b>BSP32625</b>	Large Billet Logo, Polished
<b>BSPBLK32625</b>	Large Billet Logo, Black
Related Component	
<b>BSPRP2510</b>	Horn Wire for GM Column



## Steering Wheel Adapters

Highly polished adapter allows installation of Billet Specialties or LeCarra 9-bolt steering wheels on GM columns.



Part No.	Description
<b>BSP31120</b>	1967-94 GM Steering Wheel Adapter
<b>BSP31322</b>	1949-66 GM Steering Wheel Adapter

## Racing Steering Wheel Adapter

### BSPBLK31030

Black anodized adapter allows installation of Billet Specialties steering wheels onto a quick-release hub adapter. Offers 3-, 5-, and 6-bolt mounting patterns.



## Accessories

Part No.	Description
<b>BSPBLK31260</b>	Racing Wheel Center Cap, Plain, Black
<b>BSPBLK31265</b>	Racing Wheel Center Cap, with Billet Specialties Logo, Black

## Billet Dimmer Switch Covers

### BSP199875

Covers have machined non-slip surfaces, stainless set-screws and fit Chevy and Ford applications (7/8" I.D.). Available in durable black anodized finishes.



## Polished Dimmer Switch Cover

### BSP199860

Profile-polished dimmer switch cover adds a touch of elegance to virtually any street rod. CNC-machined aluminum cover uses a stainless set screw for retention. Fits most Chevy and Ford.



## Billet Dash Knobs

Small details usually get the most attention, so finish off that dash with some billet dash knobs. Universal fit, with a 3/16" bore and set screw. Polished to a mirror finish.



Part No.	Description
<b>BSP26002</b>	Classic
<b>BSP26003</b>	Smooth



## Air Conditioning Vents

Choose from three styles. All will fit standard 2-1/2" hose.

Part No.	Description
<a href="#">BSP38110</a>	Billet Bezel
<a href="#">BSP38320</a>	Silhouette



BSP38110 BSP38220

## Mirror Heads

Machined from 6061-T6 billet, all of these mirror components are interchangeable and have stainless steel swivels supported by nylon inserts.



BSP73420

Part No.	Description
<a href="#">BSP73420</a>	Rectangular Large, Polished, 1-3/4" x 5-1/4"
<a href="#">BSP73520</a>	Oval Mirror Head, Polished, 2-5/16" x 4-3/16"

## Door Handles, Vent, and Window Cranks

Easy to position; just mount the spline on the regulator, slide the aluminum cover over the spline, align the arm to the proper position, tighten, and snap on the cover. Available in polished, ball milled, or new rail designs. Ball milled handles have an aggressive, high-tech look while the rail handles add a touch of elegance. Sold in pairs.

Part No.	Description
<b>Door Handles</b>	
<a href="#">BSP45425</a>	Ball Milled, GM To 1948
<a href="#">BSP45520</a>	Polished, GM/Ford 1949-Up
<a href="#">BSP45525</a>	Ball Milled, GM/Ford 1949-Up
<a href="#">BSPBLK45525</a>	Ball Milled, Black, GM/Ford 1949-Up
<a href="#">BSP45528</a>	Rail, GM/Ford 1949-Up



BSP45520

<b>Window Cranks</b>	
<a href="#">BSP46325</a>	Ball Milled, Ford To 1948
<a href="#">BSP46520</a>	Polished, GM/Ford 1949-Up
<a href="#">BSP46525</a>	Ball Milled, GM/Ford 1949-Up
<a href="#">BSPBLK46525</a>	Ball Milled, Black, GM/Ford 1949-Up
<a href="#">BSP46528</a>	Rail, GM/Ford 1949-Up



BSP46525

<b>Vent Window Crank</b>	
<a href="#">BSP47520</a>	Polished, GM/Ford 1949-Up
<a href="#">BSP47525</a>	Ball Milled, GM/Ford 1949-Up




BSP47525

## ProFile Mirror Kits

Multiple mounting options and timeless styling make these mirrors the ideal replacements on any car from the twenties through the sixties. Forged aluminum arms have four threaded holes for a rigid, secure mounting on the top or the bottom of the door. The stainless steel swivels and nylon bushings assure smooth, positive adjustment. Oval, and oblique styles are available. Sold in pairs.

Part No.	Description
<a href="#">BSP74520</a>	Oval Profile Mirrors
<a href="#">BSP74820</a>	Oblique Profile Mirrors



BSP74520



BSP74820

## Rear View Mirror Mounts

Mirror mounts are available in bolt-on or glue-on models for interior mounting.

Part No.	Description
<a href="#">BSP72120</a>	Glue-On, Polished
<a href="#">BSP72220</a>	Bolt-On, Polished



BSP72120

BSP72220

## Open Bezel LED Taillights

### BSP61225


With bezels machined from 6061-T6 aluminum finished to a mirror polish, these taillights provide a custom look and plenty of visibility to hot rods. Steel 6"W x 1-1/4"H x 4-1/2"D housings feature LED1157 bulbs for long life and increased brightness.



## Third Brake Light

### BSP62220

Polished oval third brake light provides an extra margin of safety for any street rod or custom.



## License Plate Frames

Machined from 6061-T6 billet and recessed on backside to conceal license plate. Includes stainless mounting hardware. Choose from plain or logo-style frames.



BSP55220

Part No.	Description
<a href="#">BSP55020</a>	Slimline Frame, Polished
<a href="#">BSPBLK55020</a>	Slimline Frame, Black
<a href="#">BSP55120</a>	Plain Frame, Polished
<a href="#">BSP55220</a>	Lighted Frame, Polished
<a href="#">BSP55320</a>	Lighted Bowtie, Polished
<a href="#">BSP55520</a>	Third Brake Light Frame, Polished

## 1967-69 Camaro

### Billet Taillight Bezels

#### BSP61737

Add a custom billet touch to 1969 Camaros RS, flush, slotted, polished, pair with billet aluminum taillight bezels. Three dimensionally machined billet 6061-T6 aluminum bezels feature a highly polished finish, one-piece cast acrylic lens, and stainless steel hardware. Made in the USA.



## Shifter Boot Rings

Precision machined from billet 6061-T6 aluminum, these rectangular shifter boot rings measure 5-3/4" x 7-1/8" and include stainless steel hardware.



Suitable for use with leather or rubber shifter boots, they are offered with a cog pattern or a smooth outer edge. Available in polished or black anodized finish.

Description	Polished	Black
Smooth Shifter Boot Ring	<a href="#">BSP279312</a>	<a href="#">BSPBLK279312</a>
Cog Pattern Shifter Boot Ring	<a href="#">BSP279310</a>	<a href="#">BSPBLK279310</a>



### 3-Piece Power Steering Wrench Set

#### BSP77903

Three-piece, double-ended aluminum power steering wrench set includes specialty sizes specifically for Billet Specialties power steering hose kits, as well as a -6AN and -10AN wrench. Red anodized finish.



### Aluminum Vise Jaw Inserts

#### BSP77906

Designed to fit a standard 4" vise, these billet aluminum jaw inserts feature special V-cuts to help grip aluminum fittings during assembly to prevent scratches and damage. Powerful magnets hold the inserts in place. Black anodized finish.



### Billet Hood Hinges

Billet hood hinges are manufactured from three dimensionally machined billet 6061-T6 aluminum and use precision sealed bearings and stainless fasteners. Choose from polished, black anodized, or raw machined. Gas springs must be purchased separately.



BSP3610HDSS

Part No.	Description
1967-69 Camaro/Firebird, 1965-67 Chevelle/El Camino	
<b>BSP3610HDSS</b>	Polished Stainless HD Gas Spring
<b>BSP873512</b>	1955-56 Chevy Hood Hinges, Polished
<b>BSP873612</b>	1955-56 Chevy Hood Hinges, Raw Machined

### Billet Shift Levers

Billet aluminum shift levers are designed are available in 8" and 10" lengths, with either a grid or outlaw design. They feature a 3/8"-16 shifter grip stud and are designed for use with Tremec TKO-500/600 and Borg-Warner T56 transmissions. Choose from straight or angled, with either polished or black anodized finish. Sold each.



BSP264810

Description	Polished	Black
8" Straight Grid Style Shift Lever	<b>BSP264840</b>	<b>BSP264845</b>
10" Straight Outlaw Style Shift Lever	<b>BSP266130</b>	
10" Straight Grid Style Shift Lever		<b>BSP266145</b>
8" Angled Outlaw Style Shift Lever	<b>BSP264810</b>	<b>BSP264815</b>
8" Angled Grid Style Shift Lever	<b>BSP264820</b>	<b>BSP264825</b>
10" Angled Outlaw Style Shift Lever	<b>BSP266110</b>	<b>BSP266115</b>
10" Angled Grid Style Shift Lever	<b>BSP266120</b>	<b>BSP266125</b>

### Street Lite Wheels

Spun aluminum rims offer lighter weight, less unsprung weight, and superior run-out for drag racing or street use. Billet Specialties new Street Lite wheel is a 2-piece, 360° welded wheel with rotary forged centers and a combination of polished and machined surfaces for an aggressive, competition look. The Street Lite is SFI 15-1 approved and offers an outstanding strength to weight ratio.



**Note:** Use mag shank lug nuts.

Size	Back Spacing	5 x 4.50" BC. Part No.	5 x 4.75" BC
15 x 3.5	1.75"	<b>BSPRS035356517N</b>	<b>BSPRS035356117N</b>
15 x 4	1.625"	<b>BSPRS035406116N</b>	—
15 x 4	2.25"	—	<b>BSPRS035406122N</b>
15 x 6	3.5"	—	<b>BSPRS035606135N</b>
15 x 7	4.5"	—	<b>BSPRS035706145N</b>
15 x 10	3.5"	<b>BSPRS035106535N</b>	<b>BSPRS035106135N</b>
15 x 10	5.5"	—	<b>BSPRS035106155N</b>
15 x 10	6.5"	<b>BSPRS035106565N</b>	—
15 x 12	3.5"	<b>BSPRS035126535N</b>	<b>BSPRS035126135N</b>
17 x 4.5	2.0"	—	<b>BSPRSF037456120N</b>

### Street Lite Wheels - Lug Nuts

Street Lite 15"x 3-1/2", 1-3/4" back spacing and 15" x 4" 2-1/4" back spacing wheels require a 1/2" long shank with small diameter washer. All other Street Lite wheels use a 3/4" shank lug nut and small diameter washer.



Thread	Shank Size	Hex Size	Part No.
<b>Gorilla Lug Nuts</b>			
12mm X 1.50	1/2"	13/16"	<b>GOR73137SMB</b>
12mm X 1.50	3/4"	13/16"	<b>GOR73137B</b>
14mm X 1.50	3/4"	7/8"	<b>GOR73147B</b>
7/16"	1/2"	13/16"	<b>GOR73177SMB</b>
7/16"	3/4"	13/16"	<b>GOR73178</b>
1/2"	3/4"	13/16"	<b>GOR73188</b>
<b>McGard Lug Nuts</b>			
7/16"	3/4"	13/16"	<b>MCG61001</b>
1/2"	3/4"	13/16"	<b>MCG61000</b>

### Boost Wheels

From classic to modern muscle, the Pro-Touring Series is bred for high performance, with maximum dish for high-offset applications. 4-piston to monster 6-piston disc brakes - everything you've done to turn your car into a corner carving machine is welcome here. Choose from the industry's best polished finish or from the custom powder-coated options available to achieve your own look.



**Call for applications.**



### Street Lite Black Anodized Wheel

The Street Lite hard coat black anodized race wheel resists fading. Outstanding strength-to-weight ratio is designed to be the ultimate street and strip wheel carrying the hardcore SFI 15.1 certification. 360° welded 2-piece lightweight construction with forged alloy rim for strength and superior run-out. Bolt-on center cap included. Lug nuts sold separately.



Size	Back Spacing	5 x 4.50" BC. Part No.	5 x 4.75" BC Part No.
15 x 3.5	1.75"	<a href="#">BSPBRS035356517N</a>	<a href="#">BSPBRS035356117N</a>
15 x 4	1.625"	<a href="#">BSPBRS035406516N</a>	<a href="#">BSPBRS035406116N</a>
15 x 4	2.25"	<a href="#">BSPBRS035406522N</a>	<a href="#">BSPBRS035406122N</a>
15 x 7	2.25"	—	<a href="#">BSPBRS035706145N</a>
15 x 8	4.5"	—	<a href="#">BSPBRS035806145N</a>
15 x 8	5.5"	—	<a href="#">BSPBRS035806155N</a>
15 x 10	5.5"	—	<a href="#">BSPBRS035106155N</a>
15 x 10	5.5"	—	<a href="#">BSPBRDB35106145N *</a>
17 x 4.5	2.0"	<a href="#">BSPRSFB37456520N</a>	<a href="#">BSPRSFB37456120N</a>

\* Double beadlock wheel.

### Speedway Wheels

Known for great quality at a great price, the Billet Specialties Legends series of wheels adds a new style: The Speedway. The Speedway features one-piece cast construction with a polished or titanium center and a diamond turned lip to add a modern and stylish touch. Available in 18", 20", or 22" sizes, with multiple bolt patterns and backspace options.



Size	Back Spacing	Bolt Pattern	Center	Part No.
18 x 7"	4.25"	5 x 4.75"	Polished	<a href="#">BSPAC39002</a>
18 x 7"	4.25"	5 x 4.75"	Titanium	<a href="#">BSPAC39003</a>
18 x 8"	4.50"	5 x 4.5"	Titanium	<a href="#">BSPAC39005</a>
18 x 8"	4.50"	5 x 4.75"	Polished	<a href="#">BSPAC39006</a>
18 x 8"	4.50"	5 x 4.75"	Titanium	<a href="#">BSPAC39007</a>
18 x 8"	5.25"	5 x 4.75"	Polished	<a href="#">BSPAC39008</a>
18 x 8"	5.25"	5 x 4.75"	Titanium	
20 x 8.5"	4.75"	5 x 4.75"	Polished	
20 x 8.5"	4.75"	5 x 4.75"	Titanium	<a href="#">BSPAC39017</a>
20 x 8.5"	4.75"	5 x 5"	Polished	<a href="#">BSPAC39018</a>
20 x 8.5"	5.50"	5 x 4.75"	Polished	<a href="#">BSPAC39020</a>
20 x 8.5"	5.50"	5 x 4.75"	Titanium	<a href="#">BSPAC39021</a>
20 x 8.5"	5.50"	5 x 5"	Polished	<a href="#">BSPAC39022</a>
20 x 8.5"	5.50"	5 x 5"	Titanium	<a href="#">BSPAC39023</a>
20 x 10"	5.50"	5 x 4.75"	Polished	<a href="#">BSPAC39024</a>
20 x 10"	5.50"	5 x 4.75"	Titanium	<a href="#">BSPAC39025</a>
20 x 10"	5.50"	5 x 5"	Polished	<a href="#">BSPAC39026</a>
20 x 10"	5.50"	5 x 5"	Titanium	<a href="#">BSPAC39027</a>
22 x 10"	5.50"	5 x 4.75"	Polished	
22 x 10"	5.50"	5 x 5"	Polished	<a href="#">BSPAC39032</a>



### 355 Cu. In./390 HP Small Block Chevy Crate Engine

Small block Chevy 355 cu. in. crate engine offers 390 dyno-proven horsepower. Seasoned four-bolt main block incorporates a cast steel 3.480" stroke crankshaft, OEM connecting rods with 150,000 PSI fasteners, hypereutectic 10.0:1 pistons, and a hydraulic roller camshaft with 220°/224° duration @ .050" with .495"/.502" valve lift. Block is topped with a set of aluminum 195cc intake runner cylinder heads with 64cc combustion chambers and 2.02" intake/1.60" exhaust valves. Long block includes valve covers, timing cover, and oil pan. Dressed engine features an aluminum intake manifold, HEI distributor, and 600 CFM carburetor or EFI system.

**Note:** Engines do have a provision for a mechanical fuel pump. Water pump, flywheel/flexplate, fuel pump, and starter not included.

Part No.	Description
<a href="#">BPEBP35513CTC1</a>	355 Cu. In. Small Block Chevy Crate Engine w/600 CFM Carburetor
<a href="#">BPEBP35513CTF1</a>	355 Cu. In. Small Block Chevy Crate Engine w/EFI System

### 355 Cu. In./410 HP Specifications

Displacement	383
Bore x Stroke	4.040" x 3.480"
Horsepower	390
Torque, Ft. Lbs.	410
Valve Lift	.495"/.502"
Camshaft Duration	220°/224°
Valve Size	2.020"/1.600"
Compression Ratio	10.0:1





### 496 Cu. In./600 HP Big Block Chevy Long Block BPEBP4962CT

Big block Chevy 496 cu. in. long block stroker engine assembly delivers 600 dyno-proven horsepower. Remanufactured OEM block is assembled using a forged 4.250" stroke crankshaft, OEM connecting rods, hypereutectic 9.6:1 pistons, and mechanical roller camshaft with 242°/248° duration @ .050" and .566" valve lift. Aluminum 316cc intake runner cylinder heads include 2.30" intake/1.88" exhaust valves and 119cc combustion chambers. Assembly additionally includes valve covers, oil pan, and timing cover.



**Notes:** Engine does not have a provision for a mechanical fuel pump. Intake manifold, carburetor, fuel pump, distributor, spark plug wires, water pump, flywheel/flexplate and starter not included.

#### 496 Cu. In./600 HP Specifications

Displacement	496
Bore x Stroke	4.310" x 4.250"
Horsepower	600
Torque, Ft. Lbs.	568
Valve Lift	.566"
Camshaft Duration	242°/248°
Valve Size	2.30"/1.88"
Compression Ratio	9.6:1

### 383 Cu. In./436 HP Small Block Chevy Stroker Crate Engines

Small block Chevy 383 cu. in. crate engine offers 436 dyno-proven horsepower. All-new four-bolt main block incorporates a cast steel 3.750" stroke crankshaft, OEM connecting rods with 150,000 PSI fasteners, hypereutectic 10.0:1 pistons, and a hydraulic roller camshaft with 230°/236° duration @ .050" with .544"/.555" valve lift. Block is topped with a set of aluminum 195cc intake runner cylinder heads with 75cc exhaust runners, 64cc combustion chambers, and 2.02" intake/1.60" exhaust valves. Long block includes valve covers, timing cover, and oil pan. Dressed engine adds of an aluminum intake manifold, HEI distributor, and 750 CFM carburetor or EFI system.



**Notes:** These engines features a true 4 inch bore, which mathematically yields 377 CID with a 3.75 inch stroke. Engines do have a provision for a mechanical fuel pump. Water pump, flywheel/flexplate, harmonic balancer, fuel pump, and starter not included.

Part No.	Description
BPEBP38318CT1	383 Cu. In. Small Block Chevy Crate Engine w/750 CFM Carburetor
BPEBP35513CT1	383 Cu. In. Small Block Chevy Crate Engine w/750 CFM Carburetor
BPEBP35513CTF1	383 Cu. In. Small Block Chevy Crate Engine w/EFI System

#### 383 Cu. In./436 HP Specifications

Displacement	383
Bore x Stroke	4.000" x 3.750"
Horsepower	436
Torque, Ft. Lbs.	443
Valve Lift	.544"/.555"
Camshaft Duration	230°/236°
Valve Size	2.020"/1.600"
Compression Ratio	10.0:1

### 383 Cu. In./436 HP Small Block Chevy Stroker Crate Engines

#### BPEBP38313CT1

Small block Chevy 383 cu. in. crate engine offers 436 dyno-proven horsepower. All-new four-bolt main block incorporates a cast steel 3.750" stroke crankshaft, OEM connecting rods with 150,000 PSI fasteners, hypereutectic 10.0:1 pistons, and a hydraulic roller camshaft with 230°/236° duration @ .050" with .544"/.555" valve lift. Block is topped with a set of aluminum 195cc intake runner cylinder heads with 75cc exhaust runners, 64cc combustion chambers, and 2.02" intake/1.60" exhaust valves. Fully dressed engine is drop-in ready and includes an aluminum intake manifold, 750 CFM carburetor, HEI distributor, spark plugs and plug wires, harmonic balancer, long-style standard rotation water pump, and fuel pump. Flywheel/flexplate and starter not included.



**Note:** These engines features a true 4 inch bore, which mathematically yields 377 CID with a 3.75 inch stroke.

#### 383 Cu. In./436 HP Specifications

Displacement	383
Bore x Stroke	4.000" x 3.750"
Horsepower	436
Torque, Ft. Lbs.	443
Valve Lift	.544"/.555"
Camshaft Duration	230°/236°
Valve Size	2.020"/1.600"
Compression Ratio	10.0:1

### 400 Cu. In./508 HP Small Block Chevy Stroker Crate Engine

#### BPEBP4002CT1

Small block Chevy 400 cu. in. crate engine offers 508 dyno-proven horsepower. All-new four-bolt main block incorporates a cast steel 3.750" stroke crankshaft, OEM connecting rods with 150,000 PSI fasteners, hypereutectic 10.3:1 pistons, and a hydraulic roller camshaft with 236°/242° duration @ .050" with .555"/.576" valve lift. Block is topped with a set of aluminum 220cc intake runner cylinder heads with 67cc exhaust runners, 64cc combustion chambers, and 2.08" intake/1.60" exhaust valves. Long block includes valve covers, timing cover, and oil pan.



**Note:** These engines features a true 4 inch bore, which mathematically yields 377 CID with a 3.75 inch stroke. Engines do have a provision for a mechanical fuel pump. Water pump, flywheel/flexplate, harmonic balancer, fuel pump, and starter not included.

#### 400 Cu. In./508 HP Specifications

Displacement	400
Bore x Stroke	4.125" x 3.750"
Horsepower	508
Torque, Ft. Lbs.	473
Valve Lift	.555"/.576"
Camshaft Duration	236°/242°
Valve Size	2.080"/1.600"
Compression Ratio	10.3:1

### 509 Cu. In./640 HP Pro Series Big Block Chevy Crate Engine

#### BPEPS5091CT

Big block Chevy 509 cu. in. crate engine offers 640 dyno-proven horsepower and a massive 605 ft.-lbs. of torque! All-new four-bolt main block with standard deck height has a 4.500" bore, a forged steel 4.000" stroke crankshaft, forged H-beam connecting rods with 150,000 PSI fasteners, forged 10.1:1 pistons, and a hydraulic roller camshaft with 248°/254° duration @ .050" with .647"/.647" valve lift. Block is topped with a set of aluminum 316cc intake runner cylinder heads with 124cc exhaust runners, 119cc combustion chambers, and 2.30" intake/1.88" exhaust valves. Long block includes valve covers, timing cover, harmonic balancer, and oil pan.

**Notes:** Engines do have a provision for a mechanical fuel pump. Water pump, flywheel/flexplate, fuel pump, and starter not included.



### 376 Cu. In./530 HP Pro Series Big Block Chevy Crate Engine

#### BPEPSLS3760CTF

LS-Series Chevy 376 cu. in. crate engine offers 530 dyno-proven! All-new aluminum GM six-bolt main block with standard deck height has a 4.060" bore, a forged steel 3.622" stroke crankshaft, 3.095" connecting rods with 150,000 PSI fasteners, hypereutectic 10.1:7 pistons, and a hydraulic roller camshaft with 225°/238° duration @ .050" with .612"/.585" valve lift. Block is topped with a set of aluminum 259cc intake runner cylinder heads with 102cc exhaust runners, 72cc combustion chambers, and 2.165" intake/1.600" exhaust valves. Dressed engine includes valve covers, timing cover, harmonic balancer, GM Musclicar swap oil pan, water pump, DBW throttle body, loaded intake manifold, fuel injectors, coil packs, spark, plugs, and plug wires.

**Notes:** Engine does have a provision for a mechanical fuel pump. Flywheel/flexplate, fuel pump, and starter not included. Engine is not shipped with an engine controller kit.



### 509 Cu. In./640 HP

#### Specifications

Displacement	509
Bore x Stroke	4.500" x 4.000"
Horsepower	640
Torque, Ft. Lbs.	605
Valve Lift	.647"/.647"
Camshaft Duration	248°/254°
Valve Size	2.300"/1.880"
Compression Ratio	10.1:1

### 408 Cu. In./450 HP Small Block Ford Crate Engines

Small block Ford Windsor 408 cu. in crate engines provide 450 dyno-proven horsepower. Crate engines are assembled using a seasoned two-bolt main block that is fitted with a cast steel 4.000" stroke crankshaft, forged I-beam connecting rods, forged pistons, and a hydraulic roller camshaft with 236°/248° duration @ .050" with .579"/.579" valve lift. Engines are topped with aluminum cylinder heads with 60cc combustion chambers and 2.02" intake/1.60" exhaust valves. Long block includes valve covers, timing cover, and oil pan. Dressed engine includes the addition of an aluminum intake manifold, distributor, and carburetor.

**Notes:** Engines do have a provision for a mechanical fuel pump. Water pump, flywheel/flexplate, fuel pump, and starter not included.



### 376 Cu. In./530 HP Specifications

Displacement	376
Bore x Stroke	4.060" x 3.622"
Horsepower	530
Torque, Ft. Lbs.	495
Valve Lift	.612"/.585"
Camshaft Duration	225°/238°
Valve Size	2.165"/1.600"
Compression Ratio	10.7:1

### Assembled Cylinder Head for Small Block Ford

#### BPEHP9009

Fully assembled Muscle Series cylinder head is designed to maximize output without breaking the bank! Lightweight aluminum heads come fully assembled with heavy-duty components including 2.02" intake/1.60" exhaust valves, 1.437" dual valve springs, retainers, locks, guideplates, studs, and seals. Standard intake ports with 190cc intake runner, 65cc exhaust runners with square port exhaust, and 60cc combustion chambers combine to improve power and flow. Sold individually.



### Small Block Chevy Harmonic Balancer

#### BPEBPP400L

Designed for Blueprint 383 cu. in. stroker engines and other crate engines requiring a 400 cu. in. balancer, this external balance harmonic balancer measures 8" in diameter. Black zinc finish with degree marks. Not SFI certified.



Part No.	Description
BPEBPF4089CT	408 Cu. In. SB Ford Long Block
BPEBPF4089CTC	408 Cu. In. SB Ford Dressed Crate Engine

### 408 Cu. In./425 HP Specifications

Displacement	408
Bore x Stroke	4.000" x 4.000"
Horsepower	450
Torque, Ft. Lbs.	475
Valve Lift	.579"/.579"
Camshaft Duration	236°/248°
Valve Size	2.02"/1.60"
Compression Ratio	9.8:1

## Shot

This small bottle of octane booster is designed for daily driver applications and is capable of increasing pump fuel between 2 and 3 octane numbers. Just empty the four-ounce bottle into the fuel tank. The ideal solution for lower-compression automotive powerplants and two-stroke engines when looking to quickly treat poor quality fuel.



Part No.	Description
<b>B00OCT04SHOT</b>	4-oz. Bottle
<b>B00OCT04SHOT10</b>	Case of 10 4-oz. Bottles
<b>B00OCT04SHOT100</b>	Carton of 100 4-oz. Bottles

## Premium Octane Booster

Formulated to increase octane levels up to 100. Street-legal for nonracing vehicles when high-octane fuel is not readily available.



Part No.	Description
<b>B00OCT16PRE-1</b>	16-oz. Bottle
<b>B00OCT16PRE</b>	Case of 10 16-oz. Bottles
<b>B00OCT16PREBLK</b>	Carton of 36 16 oz. Bottles

## Professional Octane Booster

Formulated to increase octane levels up to 116. This is a racing only octane additive. Not legal for street-use.



Part No.	Description
<b>B00OCT32PRO-1</b>	32-oz. Bottle
<b>B00OCT32PRO</b>	Case of 6 32-oz. Bottles
<b>B00OCT32PROBLK</b>	Carton of 20 32-oz. Bottles

# BORGESON

Steering You Forward

## Single Steering Universal Joints

Box/Column	Shaft	Part No.
<b>Steel</b>		
9/16"-26	3/4"	<b>BRG010964</b>
5/8"-36	3/4"	<b>BRG011864</b>
11/16"-36	3/4"	<b>BRG012564</b>
11/16"-40	3/4"	<b>BRG014928</b>
3/4"-30	3/4"	<b>BRG013164</b>
3/4" DD	3/4"	<b>BRG014964</b>
3/4"	3/4"	<b>BRG016464</b>
3/4"-36	3/4"-30	<b>BRG013431</b>
3/4"-36	11/16"-36	<b>BRG013425</b>
3/4"-36	3/4"-20	<b>BRG013430</b>
3/4"-36	3/4"-36	<b>BRG013434</b>
3/4"-36	13/16"-36	<b>BRG013440</b>
3/4"-36	3/4" DD	<b>BRG013449</b>
3/4"-36	1" DD	<b>BRG013452</b>
3/4"	3/4"	<b>BRG516464</b>
Smooth	Smooth	
3/4" DD	11/16"-36	<b>BRG014925</b>
3/4" DD	9/16"-26	<b>BRG014909</b>
3/4" DD	5/8"-36	<b>BRG014918</b>
3/4" DD	13/16"-36	<b>BRG014940</b>
3/4" DD	3/4" DD	<b>BRG014949</b>
1" DD	3/4"-30	<b>BRG015231</b>
1" DD	3/4"	<b>BRG015264</b>
1" DD	1" DD	<b>BRG015252</b>
1"-48	3/4"-36	<b>BRG014334</b>
1"-48	3/4" DD	<b>BRG014349</b>
1"-48	1" DD	<b>BRG014352</b>



Box/Column	Shaft	Part No.
<b>Stainless Steel</b>		
3/4"-36	3/4"-36	<b>BRG113434</b>
3/4"-36	3/4" DD	<b>BRG113449</b>
3/4" DD	9/16"-26	<b>BRG114909</b>
3/4" DD	9/16"-36	<b>BRG114912</b>
3/4" DD	5/8"-36	<b>BRG114918</b>
3/4" DD	3/4" DD	<b>BRG114949</b>
3/4" DD	13/16"-36	<b>BRG114940</b>
1"-48	3/4" DD	<b>BRG114349</b>
<b>Polished Stainless Steel</b>		
3/4"-36	3/4"-36	<b>BRG123434</b>
3/4"-36	3/4" DD	<b>BRG123449</b>
3/4" DD	9/16"-26	<b>BRG124909</b>
3/4" DD	3/4" DD	<b>BRG124949</b>
3/4" DD	1" DD	<b>BRG124952</b>

## Steel Double Steering Universal Joints

Box/Column	Shaft	Part No.
3/4"-36	3/4"-36	<b>BRG023434</b>
3/4" DD	3/4" DD	<b>BRG024949</b>
3/4" DD	1" DD	<b>BRG024952</b>



## Vibration Reduction Universal Joints

On vibration reduction joints, the spline size of the reduction end is listed first, followed by the spline of the yoke.



Part No.	Description
<b>BRG153449</b>	3/4" DD x 3/4"-30, Stainless
<b>BRG154952</b>	3/4" DD x 1" DD, Stainless
<b>BRG164952</b>	3/4" DD x 1" DD, Polished Stainless
<b>BRG033434</b>	3/4"-36 x 3/4"-36, Steel
<b>BRG034934</b>	3/4" DD x 3/4"-36, Steel
<b>BRG034949</b>	3/4" DD x 3/4" DD, Steel
<b>BRG034952</b>	3/4" DD x 1" DD, Steel
<b>BRG034931</b>	3/4" DD x 3/4"-30, Steel
<b>BRG034940</b>	3/4" DD x 3/4"-36, Steel
<b>BRG034943</b>	3/4" DD x 1"-48, Steel

## Steel Coupler

Part No.	Description
<b>BRG036425</b>	Chrysler to Borgeson Power Steering Box
	3/4" DD x 1" DD
<b>BRG315249</b>	5/8"-36 x 3/4" Smooth Bore
<b>BRG311800</b>	9/16"-36 x 3/4" Smooth Bore
<b>BRG311200</b>	3/4"-30 x 3/4" Smooth Bore
<b>BRG313100</b>	3/4"-36 x 3/4" Smooth Bore
<b>BRG313400</b>	3/4"-30 x 3/4" DD
<b>BRG313449</b>	3/4" DD x 3/4" Smooth Bore
<b>BRG314900</b>	3/4" DD x 3/4" Smooth Bore



## Pin and Block Universal Joints

Part No.	Description
<b>Steel</b>	
<b>BRG510964</b>	1" O.D., 9/16"-26 Spline x 3/4" Smooth
<b>BRG515959</b>	1" O.D., 1/2" Smooth x 1/2" Smooth



## Rag Joints

On older factory applications, a flexible coupling was used to attach the column to the steering box when there was perfect alignment. If the original column or box is changed, the stock coupling may not work. Rag joints are only available in steel.



Part No.	Description
<b>BRG053152</b>	3/4"-30 Spline x 1" DD
<b>BRG053449</b>	3/4"-36 Spline x 3/4" DD
<b>BRG054052</b>	1" DD x 13/16"-36
<b>BRG055043</b>	18mm DD x 1"-48 Spline
<b>BRG055049</b>	18mm DD x 3/4" DD

## Half Rag Joint Steering Coupler

### BRG990014

Half rag joint steering coupler includes the steering box side and rubber disc with hardware. Fits 3/4"-36.



## Steel Spined Shafts

Shafts are spined 2" on each end.



Part No.	Description
<b>BRG409206</b>	3/4"-36 x 6" Long
<b>BRG409208</b>	3/4"-36 x 8" Long
<b>BRG409212</b>	3/4"-36 x 12" Long
<b>BRG409216</b>	3/4"-36 x 16" Long

## Steel Double "D" Shafts

Part No.	Description
<b>BRG409418</b>	3/4" DD x 18" Long
<b>BRG409436</b>	3/4" DD x 36" Long



## 3/4" DD x 22" Long Polished Stainless Steel Double "D" Shaft

### BRG429422



## Telescopic Steel Steering Shafts

Part No.	Description
<b>BRG450024</b>	24" Fully Extended
<b>BRG450036</b>	36" Fully Extended



## Steering Shaft Supports

Weld-on steering shaft supports are 2-1/2" long with a 3/4" I.D. spherical bearing. Billet Steel, 3/4" I.D.



Part No.	Description
<b>BRG670000</b>	Weld-On Steering Shaft Support, Natural Steel

## Steering Shafts



Part No.	Description
<b>BRG000655</b>	Steel, 1979-93 Mustang with Manual Steering
<b>BRG000656</b>	Steel, 1979-93 Mustang with Power Steering
<b>BRG419436</b>	Stainless Steel, 3/4" DD, 36"
<b>BRG429436</b>	Stainless Polished, 3/4" DD, 36"

## Collapsible Steel Steering Shaft

### BRG460018



Designed to collapse in the event of a collision, this steel shaft features a 1" DD end and a 3/4" DD end. Total length is 18-1/2".

## Application-Specific Telescopic Steel Steering Shafts



Part No.	Description
<b>BRG000315</b>	For GM 1978-88 G-body/1982-92 F-body/1978-93 compact trucks/SUVs.
<b>BRG000932</b>	For 1973-76 GM full-size trucks/SUVs.
<b>BRG000933</b>	For 1977-78 GM full-size trucks/SUVs.
<b>BRG000943</b>	For 1979-93 Dodge Ram trucks.
<b>BRG000976</b>	For 1973-75 Ford Bronco w/power steering.

## Ford Drag Link Adapter

### BRG990004

Manual Drag Link adapter. Replaces control valve with factory-style power steering. Applications include 1961-64 Full Size, 1962-65 Fairlane, and 1963-65 Falcon and Ranchero. An inner collar pivots to accommodate any floor angle.



## Billet Smooth Column Drops

Mount the column where it is most comfortable. Drops are machined from aluminum billet. An adjustable swivel compensates for differing dash and column angles.



Part No.	Diameter/Drop
<b>BRG911202</b>	2" x 2", Polished
<b>BRG911203</b>	2" x 3", Polished
<b>BRG911204</b>	2" x 4", Polished

## 1955-57 Chevy Pivoting Aluminum Floor Mounts

Chevys built between 1955 and 1957 have a large, irregular shaped hole in the firewall which makes mounting a later model steering column difficult. The Mullins pivoting polished aluminum mount bolts to existing bolt holes in the floor and neatly and securely mounts the bottom of a 2" diameter column. The mount's center ring swivels for easy alignment.



Part No.	Description
<b>BRG909011</b>	Machine Finish
<b>BRG909012</b>	Polished

## Solid or Split Floor Column Mount

Solid, full-circle mount slides over the end of the steering column and secures the column to the floor. An inner collar pivots to accommodate any floor angle. Split mount separates into two halves to clear the column shift lever and can also be installed on a column already in the vehicle. Both mounts are machined from solid aluminum and can be ordered in machined or polished finishes.



Part No.	Description
<b>BRG909004</b>	Swivel Floor Mount, 2"
<b>BRG909008</b>	Split Swivel Floor Mount, 2"

## Saginaw 700 Variable Ratio Power Steering Box

### BRG800130

Brand new variable ratio box has a quick ratio for easy parking and low-speed cruising and a slower ratio for highway driving. Box has 3/4"-30 spline and is covered by a 3-year warranty.



## Power to Manual Conversion Kits

Each conversion kit contains a 525 box, Pitman arm, and half rag joint. Quick-ratio steering boxes are also available.

Part No.	Description
<b>BRG999001</b>	1978-88 Malibu, 1982-92 Camaro
<b>BRG999003</b>	1970-81 Camaro, 1975-79 Nova
<b>BRG999004</b>	1968-72 Chevelle, 442, GTO



## OEM Saginaw for 1968-82 Corvette Steering Manual Box

### BRG920038

This box has a 16:1 ratio and 3/4"-30 spline input shaft. A true direct replacement steering gear for your 1968-82 Corvette.



## GM Vega 140 Manual Steering Box 22:1

### BRG920004

Remanufactured original Vega 140 steering box. Features an all original Vega case and internals. 22:1 ratio.



## 1955-57 Chevy Power Steering Conversion

Borgeson offers a genuine Delphi 600 based 1955-57 full-size Chevy power steering conversion box. A remanufactured Delphi 600 steering box features a 1-piece case with proper mounting tabs to attach directly to the factory mounting position and a machined sector shaft to fit the stock Pitman arm. Offers true modern steering feel with a variable ratio that offers slower speed turning for stable highway driving and quicker turning for easy parking and low-speed maneuverability.



Part No.	Description
<b>BRG800105</b>	Bolt On Delphi 600 Power Conversion Box for 1955-1957 Chevs
<b>BRG990008</b>	Replacement Column Shaft for Maintaining Factory Column
<b>BRG055052</b>	Rag Joint Required for Installation with Aftermarket Column
<b>BRG055034</b>	Rag Joint for Use of Original Column and BRG990008 Column Shaft
<b>BRG909012</b>	1955-57 Chevy Column Floor Mount. Seals Large Irregular Hole and Secures Column Base

## Saginaw 525 Manual Steering Box 16:1

New OEM Saginaw 525 steering box manufactured Borgeson. 3/4"-36 spline input shaft.

Part No.	Description
<b>BRG920040</b>	16:1 Ratio
<b>BRG920011</b>	1" Shortened Input Shaft for Street Rods



## Saginaw/Delphi 700 Manual Steering Box


Borgeson remanufactured Saginaw 700 steering box. 3-bolt steering gear. Will bolt to any 4-bolt Saginaw 700 location. Cars built before 1970 may need a new rag joint connector. This box will install with either flare or O-ring hoses with the included adapters. 3/4"-30 spline input shaft.

Part No.	Description
<b>BRG800130</b>	14:1 Ratio
<b>BRG800130</b>	12.7:1 Ratio



## GM 525 Manual Steering Box

A brand new, OEM GM steering box. Uses the same three-hole mounting pattern as the Vega box, but is beefy enough for cars weighing more than 2,500 pounds, especially in 1934 and earlier rods with limited space in the engine compartment.



## 1967-77 Ford Mid-Size Power Steering Conversion

Kit includes power steering box, half rag joint, drag link adapter, and power steering hose kit. Fits small block and big block Ford applications including 1967-70 Fairlane, 1967-70 Falcon and Ranchero, 1970-77 Maverick, and 1968-71 Torino.



Part No.	Description
<b>BRG999053</b>	With Factory Bendix Power Steering and Collapsible Steering Column
<b>BRG999052</b>	With Manual Steering and Collapsible Steering Column

## 1958-64 Chevy Car Power Steering Box

Power steering conversion for 1958-64 full size Chevys. The Borgeson conversion box is a remanufactured GM Delphi 600 integral power steering gearbox. The Delphi 600 represents the latest generation of integral power steering gearbox technology with true modern power steering feel, feedback and a quick 14:1 ratio. Bolts directly to the factory mounting location and fits the stock Pitman arm. A new universal joint and steering shaft will be required for connection to the stock column. Cars with factory power steering will require a drag link adapter or a manual centerlink.



## Power Steering Conversion Box and Accessories

Part No.	Description
<b>BRG800106</b>	1958-64 Chevy Remanufactured Delphi 600, Power Conversion Box
<b>BRG990007</b>	1958-64 Chevy Manual Drag Link Adapter Cars with Factory Power Steering
<b>BRG409216</b>	Steering Shaft, 3/4"-36 Spline Connects BRG013446 Joint to Stock Column
<b>BRG925103</b>	Two-Piece Rubber P/S Hose Kit, GM Pump to GM Box
<b>BRG800310</b>	GM Power Steering Pump with Keyway
<b>BRG801001</b>	P/S Pump Pulley GM 2-Row Keyway Style
<b>BRG802400</b>	P/S Pump Bracket, Steel, SBC/SWP
<b>BRG802402</b>	P/S Pump Bracket, Steel, SBC/LWP



## 1963-82 Corvette Modern Power Steering Conversion

Modern integral power steering conversion kits utilize fully remanufactured Delphi 600 gearboxes, and provide advanced power steering feel, better response, and a sporty 12.7:1 turns ratio. Gear boxes are engineered to bolt directly to the OEM mounting location and fit the stock Pitman arm. Each kit is sold complete with all hardware and complete instructions.



Part No.	Description
<b>BRG999016</b>	1963-66 Corvette, Small Block, OEM Manual Steering
<b>BRG999017</b>	1967-82 Corvette, Small Block, OEM Manual Steering
<b>BRG999031</b>	1963-66 Corvette, Small Block, OEM Power Steering
<b>BRG999032</b>	1967-82 Corvette, Small Block, OEM Power Steering

**Note:** The OEM steering column will need to be collapsed or shortened approximately 2-1/2" for necessary clearance.

## 1965-66 Mustang 6-Cylinder Power Steering Conversion

**BRG999026**  
Kit fits 1965-66 manual steering Mustang applications. Will not fit factory Z-Bar clutch linkage. Requires 2-row crank and water pulleys. Will fit 1967 Mustang with 1" pitman shaft.



## Complete Conversion Kit for 1958-64 Chevy, SBC/SWP

**BRG999014**  
Includes re-manufactured Delphi 600 power steering box, P/S pump, pump bracket, P/S pulley, universal joint, and shaft. For cars with a SBC/SWP and a 3/4"-36 spline column.



## 1965-70 Mustang Modern Power Steering Conversion

Update classic Mustangs to modern, integral power steering for improved steering feel, better response and a sporty, 16:1 ratio. Kits include fully remanufactured, modern Delphi 600 power steering gear boxes, which bolt directly to the OEM mounting location and accept the factory Pitman arm. Kits are sold complete with necessary hardware and complete instructions.



Part No.	Description
<b>BRG999020</b>	1965-66 Mustang 289-351W, OEM Manual Steering
<b>BRG999021</b>	1968-70 Mustang 289-351W, OEM Manual Steering
<b>BRG999023</b>	1965-66 Mustang 289-351W, OEM Power Steering
<b>BRG999024</b>	1968-70 Mustang 289-351W, OEM Power Steering

### Related Components/Accessories

<b>BRG800110</b>	Power Steering Conversion Box, 1" Sector Shaft
<b>BRG800111</b>	Power Steering Conversion Box, 1-1/8" Sector Shaft
<b>BRG990003</b>	Drag Link Adapter for '67-70 Mustang
<b>BRG990050</b>	1965-66 Mustang Manual Drag Link
<b>BRG990051</b>	1965-66 Mustang V8 Clutch Linkage for Borgeson Gear Box

**Notes:** The OEM steering column will need to be collapsed or shortened 1"-2" for necessary clearance. Factory power steering applications will require either manual drag link BRG990050 or drag link adapter BRG990003. 1967 Mustang owners will need to measure that the sector shaft is 1" or 1-1/8" prior to purchase. Power steering conversion boxes are not compatible with OEM Z-bar clutch linkage; use BRG990051 for kit installation.

## 1962-82 Mopar Power Steering Conversion

### BRG800126

The conversion box for 1962-82 MOPARs fits both factory power and manual steering applications increases header clearance and is ten pounds lighter than the factory unit. The box bolts directly to the stock K-member mounting and uses original 1-1/8" pitman arm. 14:1 ratio. The steering column must be shortened.



**Notes:** The original steering column must be cut and shortened for installation. Connection to the box is made by drilling and pinning BRG036425- MOPAR vibration reducing U-joint to the shortened steering shaft. Drill bit and pins included.

## 1962-66 Chevy II Nova Power Steering Conversion Box

### BRG800117

The remanufactured modern power steering gearbox for 1962-77 Chevy II Nova has an 11/16"-36 spline input shaft/ 16:1 ratio. Steering column modifications required for installation.

**Notes:** Power conversion box is intended for use with stock column. Floor shift applications only. Any stock column can be modified to fit our box, however column shift is not possible with added length of steering box. Borgeson column shaft BRG990041 is recommended for installation.



## Self-Contained Saginaw GM Power Steering Pump

Remanufactured GM pump is completely self-contained, a bonus for limited space situations. Two versions are available: one is completely stock for use with GM rack and pinion, the other has the flow control valve reset for compatibility with Mustang II rack and pinion steering.



Part No.	Description
<b>BRG800310</b>	Black Pump with Keyway, Stock GM Rack and Pinion
<b>BRG800311</b>	Chrome Pump with Keyway, Stock GM Rack and Pinion
<b>BRG800312</b>	Black Pump with Keyway, Preset for Mustang II Rack and Pinion
<b>BRG899001</b>	Pressure Reduction Kit, GM Pump to Mustang II Rack and Pinion

## Power Steering Pump for Hydro-Boost Brake Applications

### BRG800323

Black powder-coated self-contained power steering pump has two returns for hydro-boost and features a press-on shaft. Pump pressure is 1450-1550 PSI with a 3.0-3.5 GPM flow rate.



## Power Steering Pump Upgrade for Ford Y-Block 292/312

### BRG800335

This Saginaw power steering pump upgrade fits Ford 292/312 Y-block. Kit includes Saginaw P/S pump, bracket, pulley, and hardware. Requires use of proper crank and water pump pulleys for power steering applications.



## 1963-77 Ford Mid-Size Power Steering Conversion Box

### BRG800114

Power steering conversion for the 1963-77 Ford and Mercury mid-size cars with 1-1/8" sector shaft offers a remanufactured modern steering box with a 11/16"-36 spline input shaft and a 16:1 ratio. Steering column modification required.



## 1963-82 Chevy Corvette Power Steering Conversion Box

### BRG800108

Remanufactured Delphi 600 series power steering box for 1963-82 Chevy Corvettes has a 18mm Double-D input shaft and 12.7:1 ratio. Steering column modifications required.



## 1966-77 Ford Bronco Integral Power Steering Conversion Box

### BRG800125

The conversion box for 1966-77 Ford Broncos utilizes a modern integral steering box for improved steering feel and feedback, and a quicker 14:1 ratio. Designed to bolt directly to the factory location and work with the stock pitman arm. Requires use of a new universal joint to connect to the stock column, and a new power steering pump hose kit. Features a 11/16"-36 spline input shaft, a stock Ford 1-1/4"-32 Pitman shaft, and 14mm x 1.5 top seal O-ring pressure and return ports.



## 1949-51 Mercury Car Power Steering Box

### BRG800131

Upgrade to power steering on 1965-77 Ford, Lincoln, and Mercury full-size cars, or replace the vague factory power steering. The Borgeson upgrade box mounts to the factory location, and includes a Pitman arm to connect to the factory linkage without modifications to the frame. Modern box design provides true modern power steering feel and feedback, and a quick 14:1 ratio. Bolts directly to the factory mounting location and fits the stock steering linkage without modifications. Has 11/16"-36 spline input shaft.



**Note:** The factory column will need to be shortened, and cars with factory power steering will require either a drag link adapter or a manual steering center link. Not recommended for use on cars with 3-speed manual column shift.

## 1965-79 Mopar Power Steering Conversion Box

### BRG800127

The conversion box for 1965-79 MOPARs fits both factory power and manual steering applications, drastically increases header clearance, and is ten pounds lighter than the factory unit. The box bolts directly to the stock K-member mounting and uses original 1-1/4" pitman arm. 14:1 ratio. Use of a power steering cooler is recommended. The steering column must be shortened.



**Notes:** The original steering column must be cut and shortened for installation. Connection to the box is made by drilling and pinning BRG036425 MOPAR vibration-reducing U-joint to the shortened steering shaft. Drill bit and pins included with coupler.

## 1968-86 GM Full-Size Truck Power Steering Box

### BRG800132

The Borgeson Street and Performance power steering box provides improved feel and a quick 12.7:1 ratio to 1968-86 C-series trucks as well as 87-91 R-series trucks.



The Borgeson upgrade box mounts to the factory location and fits the factory power steering Pitman arms. Trucks upgrading from manual steering will require a new power steering Pitman arm. and feedback, and a quick 14:1 ratio. Bolts directly to the factory mounting location and fits the stock steering linkage without modifications. Has 11/16"-36 spline input shaft.

**Note:** The factory column will need to be shortened, and cars with factory power steering will require either a drag link adapter or a manual steering center link. Not recommended for use on cars with 3-speed manual column shift.

## 1965-77 Ford Full-Size Car Power Steering Box

### BRG800128

Upgrade the power steering on 1965-77 Ford, Lincoln, and Mercury full-size cars. The Borgeson upgrade box is a new GM Delphi 600 integral power steering gearbox that provides true modern power steering feel and feedback, and a quick 14:1 ratio. Bolts directly to the factory mounting location and fits the stock steering linkage without modifications. A new factory steering coupler will be required for connection to the input shaft.



## Power Steering Pump for 1994-2002 Dodge Ram Trucks with Cummins Diesel

### BRG800328

Black powder-coated self-contained p/s pump with two returns for hydro-boost or vacuum brake applications, and a press-on shaft. Pump pressure is 1450-1550 PSI with a 3.5 GPM flow rate.



## Billet Smooth Column Drops

Mount the column where it is most comfortable. Drops are machined from aluminum billet. An adjustable swivel compensates for differing dash and column angles.



Part No.	Diameter/Drop
BRG911202	2" x 2", Polished
BRG911203	2" x 3", Polished
BRG911204	2" x 4", Polished
BRG911205	2" x 5", Polished





## Saginaw Manual Steering Box for 1963-67 Corvette

**BRG920039**

New OEM Saginaw steering box manufactured by Borgeson is a direct replacement for the original Corvette unit. Features a 16:1 ratio and 3/4"-36 spline input shaft.



## Complete Conversion Kit for 1955-57 Chevy, 1" DD Column and SBC/SWP

**BRG999006**

Includes Borgeson Delphi 600 power steering box, P/S pump, pump bracket, P/S pulley, rag joint, and P/S hoses, and economy steering column floor mount. For cars with a SBC/SWP and a 1" DD column.



## Power Steering Conversion Kit for 1958-64 Chevy

**BRG999015**

Includes Borgeson Delphi 600 power steering box, steering shaft, and universal joint for 3/4"-36 spline column.



## Quick Ratio Power Steering Kit for 1968-70 Mustang with Inline 6 Cylinder

**BRG999025**

Includes all necessary parts for conversion to a 14:1 quick ratio power steering. For 1968-70 Mustang with 200/250 cu. in. I-6 engine.

**Note:** Will not fit applications with factory Z-Bar clutch linkage.



## Power Steering Conversion Kit for 1949-51 Ford Cars

**BRG999062**

System replaces the stock manual box with a bracket that bolts to the original frame, and includes a Pitman arm compatible with the stock steering linkage as well as some popular aftermarket upgrades. Works with conventional GM and Ford power steering pumps that can provide the recommended 1100-1250 psi and a flow rate of 2.0-2.5 gpm. Features an 11/16"-36 spline input shaft.

**Note:** Not recommended for use with Ford flathead engines.



## Power Steering Conversion Kit for 1962-72 Mopars

Power steering conversion/upgrade kits for 1962-72 Mopars include a 14:1 quick ratio steering box, pump, bracket, pulley, hoses, and steering column adapter. Available with for both small block 318/340/360 and 383/440 big block engines.



Part No.	Description
<b>BRG999063</b>	P/S Conversion Kit for 1962-72 Small Block Mopars
<b>BRG999065</b>	P/S Conversion Kit for 1962-72 Big Block Mopars

**Note:** Big block kit does not fit with factory air conditioning.

## Mopar 318/340/360 Saginaw Power Steering Pump Bracket

**BRG802412**

Power steering pump bracket for attaching a Saginaw-style power steering pump to small block Mopar 318/340/360 motors. Includes bracket and hardware for both Metric and SAE Saginaw self-contained P/S pumps. Pump must have two mounting locations on back of reservoir.



## Power Steering Hose Kits

Original equipment style rubber hose kits for Borgeson power steering systems.

Part No.	Description
<b>BRG925101</b>	Two-Piece, GM Self-Contained Pump to 1974-78 Mustang II Rack
<b>BRG925102</b>	Two-Piece, GM Self-Contained Pump to 1979-97 Mustang Rack
<b>BRG925103</b>	Two-Piece, GM Self-Contained Pump to GM Box



## Remote Pump Pulleys And Accessories

Part No.	Description
<b>BRG800600</b>	Polished Remote Power Steering Reservoir
<b>BRG800601</b>	Machined Remote Power Steering Reservoir
<b>BRG801202</b>	Power Steering Pump Pulley, 4-5/8", 1-Row, Keyway



BRG801202

## Press-On Style Shaft GM Power Steering Pump

**BRG800329**

Saginaw self contained power steering pump with press-on shaft features a straight return tube and steel V-belt pulley. Preset for standard GM pressure.



### PROXS T-304 Stainless oval performance mufflers

T-304 stainless steel construction resists rust and is 100% welded for strength. The free-flow design maximizes performance and is reversible for installation flexibility. Recommended for car, SUV, and truck applications.

Part No.	Inlet Dia.	Outlet Dia.	Configuration	Body Dim. & Body Length
<b>BOR40659</b>	2-1/2"	2-1/2"	Center / Offset	4-1/4" x 7-7/8", 14" L
<b>BOR40358</b>	2-1/2"	2-1/2"	Center / Offset	4" x 9-1/2", 14" L
<b>BOR40359</b>	3"	3"	Center / Offset	4" x 9-1/2", 14" L
<b>BOR40349</b>	3"	2-1/2" (2)	Center / Dual	4" x 9-1/2", 19" L



### 14" Billet Aluminum Shift Levers

Bowler's 14" billet aluminum shift levers have a 19° kickback, and are available in three different styles. Designed to be a perfect fit for Tremec transmissions, they are a direct bolt-on for the TKO-500, TKO-600, and T-56 with standard two-bolt flange. They feature .890" center-to-center 3/8" mounting holes and a 3/8-16 threaded stud with half-nut for shift knob (knob not included). Mounting hardware included.

Part No.	Style	Finish
<b>BOW6014190</b>	Industrial Pocket	Raw Aluminum
<b>BOW6014193</b>	Aviation Style	Raw Aluminum
<b>BOW6014191</b>	Industrial Pocket	Black Anodized
<b>BOW6014194</b>	Aviation Style	Black Anodized



BOW6014190

### Billet Shift Bezels

CNC-machined from billet 6061 aluminum with black leather-like boots, Bowler shift bezels look great and are easy to install. They include a billet lower mounting plate, billet top ring, boot, 8 stainless steel screws (2mm Allen wrench required, not included), and 4 mounting bolts, and 4 clamp plates. Available in rectangular or round base, with raw aluminum or black anodized finish.



Part No.	Style	Finish
<b>BOW6210001</b>	Round	Black Anodized
<b>BOW6211000</b>	Rectangular	Raw Aluminum

### T-56 Transmission Tunnel for 1967-69 Camaro

#### **BOW4206769**

Designed to provide the proper driveline angle when installing a T-56 transmission in a 1967-69 Camaro, this high-quality sheet steel transmission tunnel features rolled reinforcement beads and the increased height to ensure the necessary clearance. Weld-in installation.



### Crossmembers for 1967-69 Camaro/Firebird 1968-72 Nova



This tubular steel crossmember allows use of the popular Tremec transmissions with small block Chevy, LS, or big block Chevy engines in the 1967-69 GM F-body and 1968-72 Nova. Designed to work with either the factory or a DSE subframe, they accommodate stock or 1/2-height body bushings and up to 3" dual exhaust. Black powder-coated steel, mounting hardware included.

Part No.	Transmission	Engine
<b>BOW4601006</b>	T-56 Magnum	Small Block Chevy/LS
<b>BOW4601008</b>	TKO 500/TKO-600/700R-4	Small Block Chevy
<b>BOW4601009</b>	TKO 500/TKO-600/700R-4	Big Block Chevy

### Lock-Up Control Modules

Available for 700-R4 and 200-R4 automatic transmissions, Bowler Performance lock-up control modules provide an easy-to-install solution to control torque converter lock-up. Designed to lock 8-10 seconds after 4th gear engagement, they improve engine performance and offer a better feel for lock-up. Powered by one fused two-amp, 12-volt wire, it has an integrated GM 4-prong connector on the control board, with no vacuum connections required. Kit includes control module, internal wiring harness with lock-up solenoid, pressure switch, pan gasket, new transmission filter, and a brake light switch.



Part No.	Description
<b>BOW5102000</b>	Lock-Up Control Module for 200-R4 Transmission
<b>BOW5107000</b>	Lock-Up Control Module for 700-R4 Transmission



### Universal Fire Extinguisher Bracket

#### **BRTUFEB1317/D**

A universal fire extinguisher bracket designed to work with almost any late model or classic vehicle, no drilling required. From street rods and sports cars to off-road trucks, daily drivers, and even commercial vehicles, The Bracketeer allows drivers to keep a fire extinguisher readily at hand for emergencies.



### No-Weight Batteries

AGM-style batteries use high-density oxide for true deep-cycling and the heavy-duty, vibration-resistant power posts will not crack or deteriorate.

Standard Part No.	Weight	Dimensions (L x W x H)	Pulse Cranking Amps	Cranking Amps @ 32°F	Cold Cranking Amps @ 0°F
<b>BRBB106</b>	6.6 lbs.	5.8" x 3.4" x 4.1"	527	283	210
<b>BRBB129</b>	9.5 lbs.	5.8" x 3.4" x 5.1"	813	436	323
<b>BRBB1415</b>	11.5 lbs.	5.8" x 3.4" x 5.8"	904	486	360
<b>BRBB2015</b>	15 lbs.	6.8" x 3.4" x 6.1"	1067	574	425
<b>BRBB2317</b>	17 lbs.	6.8" x 4" x 6.1"	1191	641	475
<b>BRBB2317RP*</b>	17 lbs.	6.8" x 4" x 6.1"	1191	641	475
<b>BRBB3121</b>	21 lbs.	6.6" x 5.2" x 6.8"	1380	742	550

\* Battery includes right-side positive terminals, which allows for side-by-side configuration when used with BRBB2317.



### Battery Mount Kits

Quickly and easily install Braille No-Weight battery with traditional, or lay down aluminum mounts.

Part No.	Description
<b>BRB211</b>	Conventional Battery Mount for B106/B106C, B14115/B14115C, B2015/B2015C
<b>BRB1018</b>	Laydown Battery Mount for B106/B106C
<b>BRB1218</b>	Laydown Battery Mount for B129
<b>BRB1418</b>	Laydown Battery Mount for B14115/B14115C
<b>BRB1821</b>	Universal Battery Mount Kit, Hold-Downs and 10" J-Hooks
<b>BRB2018</b>	Laydown Battery Mount for B2015/B2015C
<b>BRB2318</b>	Laydown Battery Mount for B2317/B2317R
<b>BRB3118</b>	Laydown Battery Mount for B3121/B3121C



## Electronic Battery Charger

### BRB1232

Safe, reliable electronic charger will extend the life of Braille or other 12-volt batteries. Battery charger has easy-to-read LED charging indicators, reverse polarity protection and heavy-duty cables with alligator clips. Compatible with dry cell, AGM, gel, and flooded lead-acid batteries.



## California Car Duster Products

Part No.	Description
CCD62442	The Original California Car Duster—Wood Handle
CCD62443	The Original California Car Duster—Plastic Handle
CCD62445	Auto Detailing Kit with Plastic Handle Car Duster and Dash Duster Bagged
CCD62448	Dash Duster, Plastic Handle, Clam Shell
CCD62557	Super Duster with 30" Wood Handle and 360° Head
CCD20080C	Jelly Water Blade Clear
CCD20080R	Jelly Water Blade Red



CCD20080R



CCD62443



## The Original "Street Super Pumps"

The tried-and-true mechanical pump that hot rodders have relied upon for years. With 6 PSI and 120 gallons per hour free flow, the Street Super Pump can be "clocked" - the bowl, with 1/4"NPT inlet and outlet, can be rotated for best possible clearance in tight quarters. Aluminum casting dissipates heat and is fitted with heat-treated levers and anti-float springs.



Part No.	Make	Engine
CARM4891	Chevrolet	Small Block
CARM4889	Chevrolet	Big Block
CARM6270	Mopar	Small Block
CARM4862	Mopar	Big Block
CARM60454	Ford	Small Block
CARM6905	Ford	"FE" (390,428)
CARM6907	Pontiac	All V8's

## Small Block Chevy Fuel Pump

### CARM6624

The perfect choice for a crate motor or any other basically stock small block Chevy engine, this is a stock replacement fuel pump that has one 3/8" hose nipple inlet and one 5/8"-18 IF outlet.



## Electric Fuel Pump

### CARP4070

Dependable electric fuel pump produces 4-6 PSI of operating pressure, is capable of 72 gallons per hour of free flow and requires no pressure regulator. Compact pump has 1/4"NPSF inlet and outlet ports located "up top" for easy access. Motor is liquid-cooled for extended armature life. Ideal for use with Carter AFB or Edelbrock carburetors.



## Competition Series Electric Fuel Pump

### CARP4594

High-pressure, high-flow fuel pump is a reliable solution for most carbureted muscle cars. Pump delivers 6-8 PSI of pressure and flows up to 72 gallons per hour. Requires no pressure regulator. 1/4"NPSF inlet and outlet ports located "up top". The liquid-cooled motor extends armature life with no leak prone seal located between the motor and pump body.



## Competition Series "Silver Pump"

### CARP4600HP

Smaller and lighter than most pumps, the "Silver Pump" can free flow 100 gallons per hour at 6-8 PSI with no need for a regulator. Includes a hose barb inlet and 3/8"-18NPSF outlet fitting placed up top for easy plumbing and there is no leak prone seal between motor and pump housing. Silver and black dichromate coating resists corrosion.





### Multi US 7002 7-Amp Battery Charger

#### CTE56-353

Recognized as the smallest 12-volt battery charger in the world, the CTEK Multi US 7002 is recommended by Optima for their Yellow Top battery. Unit uses a thorough 7-step maintenance and charging process. Special "recon" mode reconditions a drained battery after deep discharging, allowing the battery to recover better and last longer. Compatible with most lead-acid batteries including flooded, maintenance-free, gel, and AGM. Covered by a 5-year warranty. Sold complete with lead and color-coded clamps.



### Multi US 4.3 CTE40-206

The MUS 4.3 offers features such as battery diagnosis that shows if a battery can receive and retain a charge, a special reconditioning function that restores stratified and deeply discharged batteries, unique maintenance charging, a mode for optimized charging during cold winter days, and the charging of demanding AGM batteries. The unique display allows the user to follow the entire charging process.



### Comfort Indicator

The Comfort Indicator simplifies battery charging by indicating when battery status decreases or when the battery needs to be charged. Easy-to-use unit helps prolong battery life and prevent harmful stratification. Comfort Indicators are offered in three versions; eyelet, clamp-on, and panel styles. Panel mount version is ideal for race cars, trailers, RV's, etc.



CTE56-382

Part No.	Description
CTE56-380	Comfort Indicator Panel, Permanent Mount
CTE56-382	Comfort Indicator Eyelet, Small Batteries, etc.
CTE56-384	Comfort Indicator Clamp, Small Batteries



Centerforce offers a multi-level line of clutches to meet the requirements of a wide range of vehicles and their intended uses. To obtain the proper system, it is extremely important to completely qualify and verify the vehicle, not only by its make and model year, but also by defining its intended use. **Please call for specific applications.**

### Centerforce I

The original - offers up to 30% more holding capacity than a stock clutch while maintaining a stock pedal feel. The Centerforce I is recommended as the finest quality upgrade from the original equipment clutch.



### DFX Series Clutches

Aimed at "high-end" clutch users looking for more holding power and higher integrity, the DFX is engineered for and proven in competition. Choose DFX packages engineered expressly for street/strip or full competition.



### Dual Friction

Generates up to a 90% increase in holding capacity over stock systems. Engineered for use with engines producing high HP and torque and any radically altered high-performance street vehicles.



### Flywheels

Centerforce uses high-strength steel and aluminum billet to manufacture SFI approved flywheels. Steel 700 series and the steel friction surfaces on aluminum 800 and 900 series flywheels have been heat treated for long life. All flywheels have been CAD/CAM designed and CNC-machined to strict tolerances.



### Centerforce II

Provides up to 60% greater holding capacity than a standard factory clutch. It is recommended for use with mildly modified street and strip vehicles.



**Please call for more information.**



## SynClean Synthetic Blend Motor Oil

SynClean extends engine life by reducing wear and resisting thermal breakdown. Synthetic blend oil meets most new passenger car engine warranty requirements.

Description	1-Quart Bottle	1 Case of (12) 1-Qt. Bottles
5W-20	CHO4230H	CHO4230H



## Power Shield 30W Break-In Oil

Power Shield delivers a barrier of protection to engine components during the break-in of engines using flat tappet camshafts. Oil has a viscosity of 30W, and incorporates anti-wear additives and ZDDP to provide superior protection during hard run-in conditions.

1-Qt. Bottle	1 Case of (12) 1-Qt. Bottles
CHO4270H	CHO4270H



## Universal Automatic Transmission Fluid

Multi-functional power transmission fluid offers anti-shudder, anti-friction, and high-and low-temperature protection.

1-Qt. Bottle	1 Case of (12) 1-Qt. Bottles
CHO4355H	CHO4355H



## Aerosol Cleaners

Description	1 Aerosol Can	1 Case of (12) Aerosol Cans
Carburetor Cleaner, 13-oz.	CHO4121KC	CHO4121KC
Engine Degreaser, 16-oz.	CHO4123I	—
Brake Cleaner, Non-Chlorinated, 15-oz.	CHO4525I	CHO4525I
Brake Cleaner, 19-oz.	—	CHO4126P



## 75W-90 Racing Full-Synthetic Gear Lubricant

Synthetic 75W-90 gear lubricant is engineered to withstand extreme racing conditions common to gearboxes and rear differentials. Lubricant includes Champion's SLI (Shock Load Inhibitor) chemistry, which has been proven to absorb extreme loads while reducing heat, wear, and friction.

1-Qt. Bottle	1 Case of (12) 1-Qt. Bottles
CHO4312H	CHO4312H



## Fuel System Cleaners and Stabilizer

Champion offers a variety of fuel additives to keep the fuel system clean, and free of corrosion and contamination.

Description	1 Bottle	1 Case of (12) Bottles
Fuel Stabilizer, 8-oz.	CHO4205M	CHO4205M
Ethanol Treatment, 8-oz.	CHO4207M	—
Fuel Injector Cleaner, 12-oz.	CHO4275K	CHO4275K
Octane Treatment, 12-oz.	CHO4276K	CHO4276K



## Brake Fluid

Developed for extreme racing conditions where a high dry boiling point is required, 600 series Racing DOT 4 brake fluid has been proven to perform by domestic and international top-tier racing teams. Heavy-duty DOT 3, DOT 4, and DOT 5 are also available.

Description	12-oz. Bottle	1-Quart Bottle	1 Case of (12) 12-oz. Bottles	1 Case of (12) 1-Qt. Bottles
Heavy Duty DOT 3 Brake Fluid	CHO4057K	CHO4057H	CHO4057K	CHO4057H
Heavy Duty DOT 4 Brake Fluid	CHO4054K	—	CHO4054K	—
DOT 5 Brake Fluid	CHO4055K	—	CHO4055K	—
Racing 600 DOT 4 Brake Fluid	CHO4059K	—	CHO4059K	—



## Power Steering Fluid

Premium quality fluid is designed for applications where the manufacturer specifies power steering fluid. Fluid meets the requirements of major domestic and foreign automobile manufacturers.

12-oz. Bottle	1-Qt. Bottle	1 Case of (12) 1-Qt. Bottles
CHO4182K	CHO4182H	CHO4182H





### Direct-Fit Radiator Module Kits

C&R modules are made in the USA using the latest aluminum core designs and manufacturing techniques for optimum cooling. Features include dual 11" SPAL fans and a unique soft upper mounting system. All radiators include a 10-plate engine oil cooler and an optional, internal power steering oil cooler used in C&R NASCAR radiators. Coolers mounted in the radiator add a clean look and reduce oil temps better than an air-to-oil cooler.




Part No.	Description
<b>LS Engine Conversion Kits</b>	
<b>CRR15-11014</b>	1967-69 Camaro/Firebird/Nova LS Engine, 10-Plate Eng. Oil and Int. PS Cooler



### Coan Transmissions and Converters

*Please call for specific applications.*



### Sky Drive GPS

**CLASN81**

Program your vehicles to read in miles per hour, kilometers per hour, or knots - all with push of a button. An omnidirectional antenna makes mounting easy. Designed to work with electronic speedometers from Classic Instruments or any other manufacturers, this product also features two additional wire leads. One provides an extra speed signal for cruise control, and the other can be used to activate a relay or light, allowing for functions such as automatically locking doors or activating a warning light at a preset speed.



### FuelLink Fuel Interface

**CLASN34**

The FuelLink fuel interface is a problem solver that acts as an interface between fuel senders and gauges to correct Ohm mis-match and erratic movement due to fuel slosh. Available in eight preset Ohm ranges (empty to full): 240-33, 0-90, 0-30, 26-158, 75-10, 90-0, 10-180, 40-250.



### Speed Signal Interface

**CLASN74Z**

The perfect complement to a Classic Instruments speedo or tach. The speed signal interface is compatible to many standard aftermarket gauges as well.



## Autocross Series Gauge Kits

Featuring matte black low-step bezels and flat lenses, the Autocross line of gauges provides a high-tech look, with adjustable LED lighting and integrated warning lights that illuminate the entire gauge. A rugged air core motor combines with microprocessor technology for precision and durability. Available with white pointers and markings and either gray or yellow sweep lines. Sets include required senders.



Part No.	Size	Color	Description
<b>CLAA100GBLF</b>	2-1/8"	Gray	5-Gauge Full-Sweep Set w/ Fuel Level, Oil Pressure, Temp, Volt, and 3-3/8" Speedometer
<b>CLAA101GBLF</b>	2-1/8"	Gray	6-Gauge Full-Sweep Set w/ Fuel Level, Oil Pressure, Temp, Volt, 3-3/8" Speedometer, and 3-3/8" Tach
<b>CLAA109GBLF</b>	2-1/8"	Gray	Full-Sweep Fuel Gauge
<b>CLAA141GBLF</b>	2-1/8"	Gray	Full-Sweep Boost/Vac Gauge, 30 psi
<b>CLAA151GBLF</b>	2-1/8"	Gray	6-Gauge Full-Sweep Set w/ Fuel Level, Oil Pressure, Temp, Volt, 4-5/8" Speedometer, and 4-5/8" Tach
<b>CLAA151YBLF</b>	2-1/8"	Yellow	6-Gauge Full-Sweep Set w/ Fuel Level, Oil Pressure, Temp, Volt, 4-5/8" Speedometer, and 4-5/8" Tach
<b>CLAA251GBLF</b>	2-5/8"	Gray	6-Gauge Short-Sweep Set w/ Fuel Level, Oil Pressure, Temp, Volt, 4-5/8" Speedometer, and 4-5/8" Tach
<b>CLAA351GBLF</b>	2-5/8"	Gray	6-Gauge Full-Sweep Set w/ Fuel Level, Oil Pressure, Temp, Volt, 4-5/8" Speedometer, and 4-5/8" Tach

## G/Stock Series Gauge Kits

G/Stock gauges feature black faces, stainless steel (unless otherwise indicated) low-step bezels, and flat lenses. Designed to provide a factory look to most muscle cars, they include adjustable LED lighting and integrated warning lights that illuminate the entire gauge. A rugged air core motor combines with microprocessor technology for precision and durability. Red pointers and white markings ensure easy readability. Sets include required senders.



Part No.	Size	Description
<b>CLAGS151SLF</b>	2-1/8"	6-Gauge Full-Sweep Set w/ Fuel Level, Oil Pressure, Temp, Volt, 4-5/8" Speedometer, and 4-5/8" Tach
<b>CLAGS183SLF</b>	2-1/8"	8,000 RPM Full-Sweep Tachometer
<b>CLAGS281BPF</b>	2-5/8"	Short-Sweep Oil Pressure Gauge, Black Bezel
<b>CLAGS181SLF</b>	2-1/8"	Full-Sweep Oil Pressure Gauge
<b>CLAGS281SLF</b>	2-5/8"	Short-Sweep Oil Pressure Gauge
<b>CLAGS281APF</b>	2-5/8"	Short-Sweep Oil Pressure Gauge, Aluminum Bezel
<b>CLAGS383SLF</b>	2-5/8"	8,000 RPM Full-Sweep Tachometer
<b>CLAGS226SLF-02</b>	2-5/8"	Short-Sweep Water Temp Gauge, 100°-280°F, w/ 1/8" NPT Sender
<b>CLAGS226SLF-04</b>	2-5/8"	Short-Sweep Water Temp Gauge, 100°-280°F, w/ 1/4" NPT Sender
<b>CLAGS226SLF-06</b>	2-5/8"	Short-Sweep Water Temp Gauge, 100°-280°F, w/ 3/8" NPT Sender
<b>CLAGS226SLF-08</b>	2-5/8"	Short-Sweep Water Temp Gauge, 100°-280°F, w/ 1/2" NPT Sender
<b>CLAGS226SLF-12</b>	2-5/8"	Short-Sweep Water Temp Gauge, 100°-280°F, w/ M12x1.5 Sender
<b>CLAGS130SLF</b>	2-1/8"	Full-Sweep Voltage Gauge

## Velocity Series Gauge Kits

Available in matte black (unless otherwise indicated) low-step bezels and flat lenses, the Velocity collection of gauges include adjustable LED lighting and integrated warning lights that illuminate the entire gauge. A rugged air core motor combines with microprocessor technology for precision and durability, with orange pointers for easy reading. Sets include required senders. Offered with standard or wider performance-style bezels.



Part No.	Size	Description
<b>White Markings on Black Face</b>		
<b>CLAVS251BBLF</b>	2-5/8"	6-Gauge Short-Sweep Set w/ Fuel Level, Oil Pressure, Temp, Volt, 4-5/8" Speedometer, and 4-5/8" Tach
<b>CLAVS151BBLF</b>	2-1/8"	6-Gauge Full-Sweep Set w/ Fuel Level, Oil Pressure, Temp, Volt, 4-5/8" Speedometer, and 4-5/8" Tach
<b>Black Markings on White Face</b>		
<b>CLAVS251WBLF</b>	2-5/8"	6-Gauge Short-Sweep Set w/ Fuel Level, Oil Pressure, Temp, Volt, 4-5/8" Speedometer, and 4-5/8" Tach
<b>CLAVS146WBLF</b>	2-1/8"	Full-Sweep Fuel Pressure Gauge, 0-100 PSI
<b>CLAVS381WAPF</b>	2-5/8"	Full-Sweep Oil Pressure Gauge, 0-100 PSI, Aluminum Performance Bezel
<b>CLAVS381WBLF</b>	2-5/8"	Full-Sweep Oil Pressure Gauge, 0-100 PSI
<b>CLAVS381WBPF</b>	2-5/8"	Full-Sweep Oil Pressure Gauge, 0-100 PSI, Performance Bezel
<b>CLAVS383WAPF</b>	2-5/8"	Full-Sweep Tachometer, 0-10,000 RPM, Aluminum Performance Bezel
<b>CLAVS383WBLF</b>	2-5/8"	Full-Sweep Tachometer, 0-10,000 RPM
<b>CLAVS383WBPF</b>	2-5/8"	Full-Sweep Tachometer, 0-10,000 RPM, Black Performance Bezel
<b>CLAVS326WAPF-02</b>	2-5/8"	Full-Sweep Water Temp Gauge, 100°-280°F, w/ 1/8" NPT Sender, Aluminum Performance Bezel
<b>CLAVS326WAPF-04</b>	2-5/8"	Full-Sweep Water Temp Gauge, 100°-280°F, w/ 1/4" NPT Sender, Aluminum Performance Bezel
<b>CLAVS326WAPF-06</b>	2-5/8"	Full-Sweep Water Temp Gauge, 100°-280°F, w/ 3/8" NPT Sender, Aluminum Performance Bezel
<b>CLAVS326WAPF-08</b>	2-5/8"	Full-Sweep Water Temp Gauge, 100°-280°F, w/ 1/2" NPT Sender, Aluminum Performance Bezel
<b>CLAVS326WAPF-12</b>	2-5/8"	Full-Sweep Water Temp Gauge, 100°-280°F, w/ M12x1.5 Sender, Aluminum Performance Bezel
<b>CLAVS326WBLF-04</b>	2-5/8"	Full-Sweep Water Temp Gauge, 100°-280°F, w/ 1/4" NPT Sender
<b>CLAVS326WBLF-06</b>	2-5/8"	Full-Sweep Water Temp Gauge, 100°-280°F, w/ 3/8" NPT Sender
<b>CLAVS326WBLF-08</b>	2-5/8"	Full-Sweep Water Temp Gauge, 100°-280°F, w/ 1/2" NPT Sender
<b>CLAVS326WBLF-12</b>	2-5/8"	Full-Sweep Water Temp Gauge, 100°-280°F, w/ M12x1.5 Sender
<b>CLAVS326WBPF-02</b>	2-1/8"	Full-Sweep Water Temp Gauge, 100°-280°F, w/ 1/8" NPT Sender, Black Performance Bezel
<b>CLAVS326WBPF-04</b>	2-1/8"	Full-Sweep Water Temp Gauge, 100°-280°F, w/ 1/4" NPT Sender, Black Performance Bezel
<b>CLAVS326WBPF-06</b>	2-1/8"	Full-Sweep Water Temp Gauge, 100°-280°F, w/ 3/8" NPT Sender, Black Performance Bezel
<b>CLAVS326WBPF-08</b>	2-1/8"	Full-Sweep Water Temp Gauge, 100°-280°F, w/ 1/2" NPT Sender, Black Performance Bezel
<b>CLAVS326WBPF-12</b>	2-5/8"	Full-Sweep Water Temp Gauge, 100°-280°F, w/ M12x1.5 Sender, Black Performance Bezel
<b>CLAVS127WBLF</b>	2-1/8"	Full-Sweep Transmission Temp Gauge, 140°-280°F



## Hot Rod Series Gauge Kits

Featuring stainless steel (unless otherwise indicated) low-step bezels and flat lenses, the Hot Rod collection of gauges include adjustable LED lighting and integrated warning lights that illuminate the entire gauge. A rugged air core motor combines with microprocessor technology for precision and durability, while white pointers and markings allow for easy reading. Sets include required senders.



Part No.	Size	Description
<b>CLAHR100SLF</b>	2-1/8"	5-Gauge Full-Sweep Set w/ Fuel Level, Oil Pressure, Temp, Volt, 3-3/8" Speedometer
<b>CLAHR101SLF</b>	2-1/8"	6-Gauge Full-Sweep Set w/ Fuel Level, Oil Pressure, Temp, Volt, 3-3/8" Speedometer, and 3-3/8" Tach
<b>CLAHR301SLF</b>	2-5/8"	6-Gauge Full-Sweep Set w/ Fuel Level, Oil Pressure, Temp, Volt, 3-3/8" Speedometer, and 3-3/8" Tach
<b>CLAHR251SLF</b>	2-5/8"	6-Gauge Short-Sweep Set w/ Fuel Level, Oil Pressure, Temp, Volt, 4-5/8" Speedometer, and 4-5/8" Tach
<b>CLAHR301APF</b>	2-5/8"	6-Gauge Full-Sweep Set w/ Fuel Level, Oil Pressure, Temp, Volt, 3-3/8" Speedometer, and 3-3/8" Tach, Aluminum Bezel
<b>CLAHR301BPF</b>	2-5/8"	6-Gauge Full-Sweep Set w/ Fuel Level, Oil Pressure, Temp, Volt, 3-3/8" Speedometer, and 3-3/8" Tach, Black Bezel
<b>CLAHR194SLF</b>	2-1/8"	Full-Sweep Air/Fuel Ratio Gauge
<b>CLAHR142SLF</b>	2-1/8"	Full-Sweep Boost Gauge, 30 PSI
<b>CLAHR143SLF</b>	2-1/8"	Full-Sweep Boost Gauge, 60 PSI
<b>CLAHR141SLF</b>	2-1/8"	Full-Sweep Boost/Vacuum Gauge, 30 PSI
<b>CLAHR197SLF</b>	2-1/8"	Full-Sweep Cylinder Head Temp Gauge, 100°-600°F, w/ 14mm Thermocouple
<b>CLAHR212SLF</b>	2-5/8"	Short-Sweep Fuel Level Gauge
<b>CLAHR109SLF</b>	2-1/8"	Full-Sweep Fuel Level Gauge
<b>CLAHR146SLF</b>	2-1/8"	Full-Sweep Fuel-Pressure Gauge, 0-100 PSI
<b>CLAHR145SLF</b>	2-1/8"	Full-Sweep Fuel-Pressure Gauge, 0-15 PSI
<b>CLAHR181SLF</b>	2-1/8"	Full-Sweep Oil Pressure Gauge, 0-100 PSI
<b>CLAHR281SLF</b>	2-5/8"	Short-Sweep Oil Pressure Gauge, 0-100 PSI
<b>CLAHR281APF</b>	2-5/8"	Short-Sweep Oil Pressure Gauge, 0-100 PSI, Aluminum Bezel
<b>CLAHR281BPF</b>	2-5/8"	Short-Sweep Oil Pressure Gauge, 0-100 PSI, Black Bezel
<b>CLAHR128SLF</b>	2-1/8"	Full-Sweep Oil Temp Gauge, 140°-320°F, w/ 1/8" NPT Sender
<b>CLAHR199SLF</b>	2-1/8"	Full-Sweep Outside Air Temp Gauge, 0°-120°F, w/ 1/8" NPT Sender
<b>CLAHR198SLF</b>	2-1/8"	Full-Sweep Pyrometer, 0°-1600°F, with Type K thermocouple
<b>CLAHR183SLF</b>	2-1/8"	Full-Sweep Tachometer, 0-8000 RPM
<b>CLAHR383SLF</b>	2-5/8"	Full-Sweep Tachometer, 0-8000 RPM
<b>CLAHR383APF</b>	2-5/8"	Full-Sweep Tachometer, 0-8000 RPM, Aluminum Bezel

Part No.	Size	Description
<b>CLAHR126SLF-02</b>	2-1/8"	Full-Sweep Water Temp Gauge, 100°-280°F, w/ 1/8" NPT Sender
<b>CLAHR126SLF-04</b>	2-1/8"	Full-Sweep Water Temp Gauge, 100°-280°F, w/ 1/4" NPT Sender
<b>CLAHR126SLF-06</b>	2-1/8"	Full-Sweep Water Temp Gauge, 100°-280°F, w/ 3/8" NPT Sender
<b>CLAHR126SLF-08</b>	2-1/8"	Full-Sweep Water Temp Gauge, 100°-280°F, w/ 1/2" NPT Sender
<b>CLAHR126SLF-12</b>	2-1/8"	Full-Sweep Water Temp Gauge, 100°-280°F, w/ M12x1.5 Sender
<b>CLAHR226SLF-02</b>	2-5/8"	Short-Sweep Water Temp Gauge, 100°-280°F, w/ 1/8" NPT Sender
<b>CLAHR226SLF-04</b>	2-5/8"	Short-Sweep Water Temp Gauge, 100°-280°F, w/ 1/4" NPT Sender
<b>CLAHR226SLF-06</b>	2-5/8"	Short-Sweep Water Temp Gauge, 100°-280°F, w/ 3/8" NPT Sender
<b>CLAHR226SLF-08</b>	2-5/8"	Short-Sweep Water Temp Gauge, 100°-280°F, w/ 1/2" NPT Sender
<b>CLAHR226SLF-12</b>	2-5/8"	Short-Sweep Water Temp Gauge, 100°-280°F, w/ M12x1.5 Sender
<b>CLAHR326SLF-02</b>	2-5/8"	Full-Sweep Water Temp Gauge, 100°-280°F, w/ 1/8" NPT Sender
<b>CLAHR326SLF-04</b>	2-5/8"	Full-Sweep Water Temp Gauge, 100°-280°F, w/ 1/4" NPT Sender
<b>CLAHR326SLF-06</b>	2-5/8"	Full-Sweep Water Temp Gauge, 100°-280°F, w/ 3/8" NPT Sender
<b>CLAHR326SLF-08</b>	2-5/8"	Full-Sweep Water Temp Gauge, 100°-280°F, w/ 1/2" NPT Sender
<b>CLAHR326SLF-12</b>	2-5/8"	Full-Sweep Water Temp Gauge, 100°-280°F, w/ M12x1.5 Sender
<b>CLAHR127SLF</b>	2-1/8"	Full-Sweep Transmission Temp Gauge, 140°-280°F
<b>CLAHR130SLF</b>	2-1/8"	Full-Sweep Voltage Gauge, 8-18V
<b>CLAHR230SLF</b>	2-5/8"	Short-Sweep Voltage Gauge, 8-18V
<b>CLAHR230APF</b>	2-5/8"	Short-Sweep Voltage Gauge, 8-18V, Aluminum Bezel
<b>CLAHR230BPF</b>	2-5/8"	Short-Sweep Voltage Gauge, 8-18V, Black Bezel

## White Hot Series Gauge Kits

Available with polished stainless steel low-step bezels and flat lenses, the White Hot collection of gauges include adjustable LED lighting and integrated warning lights that illuminate the entire gauge. A rugged air core motor combines with microprocessor technology for precision and durability. White faces with black type and black pointers are easy to read and provide a clean, elegant look. Required senders included.

Part No.	Size	Description
<b>White Markings on Black Face</b>		
<b>CLAWH226SLF-02</b>	2-5/8"	Short-Sweep Water Temp Gauge, 100°-280°F, w/ 1/8" NPT Sender
<b>CLAWH226SLF-04</b>	2-5/8"	Short-Sweep Water Temp Gauge, 100°-280°F, w/ 1/4" NPT Sender
<b>CLAWH226SLF-06</b>	2-5/8"	Short-Sweep Water Temp Gauge, 100°-280°F, w/ 3/8" NPT Sender
<b>CLAWH226SLF-08</b>	2-5/8"	Short-Sweep Water Temp Gauge, 100°-280°F, w/ 1/2" NPT Sender
<b>CLAWH226SLF-12</b>	2-5/8"	Short-Sweep Water Temp Gauge, 100°-280°F, w/ M12x1.5 Sender
<b>CLAWH127SLF</b>	2-1/8"	Full-Sweep Transmission Temp Gauge, 140°-280°F





## AC Vents

### CMWAC-902

These Paul Atkins signature series oval AC Vents are the custom choice for hot rod interior aesthetics and functionality. Offering refined beauty with a chrome-plated trim ring and adjustable/directional air flow baffle that can be painted to match or accent interior highlights. Works with standard 2-1/2" AC duct hoses. Dimensions: 4" x 1.6". Sold individually.



## Interior Aluminum Trim

Add defined detail to door panels, dash, and center consoles with a 1/4" diameter aluminum trim. Available in two finishes, smooth or grooved. Available 4- or 6-foot lengths. Sold individually.



Part No.	Description
CMWAES-4	Smooth Aluminum Trim, 4' Length
CMWAES-6	Smooth Aluminum Trim, 6' Length

## 1967-72 GM Truck Bezels

Direct fit instrument bezels for 1967-72 series GM trucks, Blazers, and Suburbans. Can be used with stock gauges or a direct-fit aftermarket gauge cluster of your choice.



Part No.	Description
CMW6772-B	Brushed
CMW6772-C	Carbon

## Billet Shifter Handles

The new billet shifter handles are machined from billet aluminum, anodized black or gray then re-machined to create highlights. These shifter handles will look great in any interior, from street rods to muscle cars. Direct bolt-on for Hurst and Tremec shifters using a 2-bolt flange. Includes 3/8"-16 threads size for knob attachment. Sold individually.



Part No.	Description
CMWSH-205-10	10" Black Anodized Truss Shifter Handle
CMWSH-205-8	8" Black Anodized Truss Shifter Handle

## Door Handles and Window Cranks

Paul Atkins signature series drilled I-beam door handles and window cranks with inserts can be painted or upholstered. Durable chrome plating. Fits GM and Ford, 1949-up. Sold as a pair.



Part No.	Description
CMWPT-302	Black Anodized with Machined Highlights and Mesh Inserts Door Handle-1949 and up GM and Ford
CMWPT-303	Black Anodized with Machined Highlights and Mesh Inserts Window Crank -1949 and up GM and Ford
CMWPT-402	Black Powder-Coated with Machined Highlights (Truss Style) Door Handle -1949 and up GM and Ford
CMWPT-403	Black Powder-Coated with Machined Highlights (Truss Style) Window Crank -1949 and up GM and Ford
CMWPT-404	Black Powder-Coated with Machined Highlights (Truss Style) Vent Window Crank -1949 and up GM and Ford

## Muscle Car Brake and Clutch Assemblies

Direct bolt-in brake and clutch assemblies are machined from forged aluminum for great strength and modern aesthetic looks. The triangular hole design complements most Camaro, Nova, Chevelle and Firebird muscle car and pro touring interiors. Kits include all installation hardware.



Part No.	Description
CMWMCP-A2-A	1967 A-Body Pedal Assembly, AT
CMWMCP-A2-M	1967 A-Body Pedal Assembly, Manual
CMWMCP-P1	MCP Throttle Assembly: Mechanical 1964-67 Chevelle / 1967-69 Camaro / 1968-74 Nova
CMWMCP-P4	MCP Drive-by-Wire Assembly

## LS Coil Covers


These innovative LS coil covers are machined from 6063 aluminum which mounts directly to GM LS coil brackets. Sold as a pair. Black.



Part No.	Description
CMWLSO-01-B	LS Coil Covers-Black (With Oil Fill Cutout)
CMWLSO-02-B	LS Coil Covers-Black (No Oil Fill Cutout)
CMWLSO-02-M	LS Coil Covers-Milled Finish (No Oil Fill Cutout)

## Exterior Aluminum Trim

Made from 6063 billet that can be easily shaped to any contour. Sold individually or as a complete kit. Kit includes (2) 8', (2) 6', (2) 4' pieces and 3M high-strength adhesive backing. Easy installation, no drilling required.



Part No.	Description
CMWTRIM-01-4	Ribbed Exterior Aluminum Trim - 4'
CMWTRIM-01-6	Ribbed Exterior Aluminum Trim - 6'

## LS Engine Oil Caps

Machined from billet aluminum, and available in a variety of designs and finishes, these engine oil caps are a stylish finishing touch to any LS series engine.



Part No.	Description
CMWLSO-01-B	LS Engine Oil Cap, Grooved, Black Anodized
CMWLSO-02-B	LS Engine Oil Cap, Dished, Black Anodized
CMWLSO-02-P	LS Engine Oil Cap, Dished, Polished Finish
CMWLSO-03	LS Engine Oil Cap, Modern, Brushed Finish



## Nostalgic Radials

Coker leads the field in the development of nostalgic radial tires with wide whitewalls. Enjoy the benefits of modern radial tire technology and still maintain a car's original styling and appearance.

Part No.	Size	Description
<b>COK55515</b>	560-15	Pro-Trac Front Runner Bias Black Sidewall
<b>COK57700</b>	670-15	Coker 2-3/4" Whitewall Bias
<b>COK62243</b>	650R16	Coker 3-1/4" Whitewall Radial
<b>COK62490</b>	FR70-15	Firestone RWL
<b>COK62500</b>	FR70-15	Firestone Red Line
<b>COK538900</b>	P215/75R14	Classic 2-1/2" Whitewall
<b>COK579702</b>	P205/75R15	BF Goodrich Red Line
<b>COK579760</b>	P215/70R15	BF Goodrich Silvertown Radial 2-1/2" Whitewall
<b>COK587050</b>	P215/75R15	Classic 2-1/2" Whitewall
<b>COK587031</b>	P225/75R15	Classic 2-3/4" Whitewall
<b>COK629600</b>	P235/75R15	Classic 3-1/8" Whitewall
<b>COK629711</b>	P285/70R15	BFG Black Wall Tire
<b>COK6308000</b>	P275/60R15	BFG T/A RWL Radial
<b>COK700219</b>	P235/75R15	American Classic 1.6" Whitewall Tire
<b>Tire Accessories</b>		
<b>COK3000-15</b>	15"	Stainless Steel Trim Ring



## 1979-93 Mustang Torque Link

### COE4010

Control engine twist on late model 5.0L Mustangs with Competition Engineering's Torque Link. One bracket is attached to the front of the left cylinder head and the other is attached to the sway bar mount on the frame. The Torque Link joins the two brackets to securely hold the engine in place.



## Slide-A-Link

The bolt-on Slide-A-Link is a revolutionary new traction device that is far superior to traditional leaf spring traction bars. Adjust pinion angle and pre-load for improved 60 ft. and 1/4 mile ETs. Includes replacement lower axle mount pads, 1/2" U-bolts, replacement aluminum front spring eye bushings, hardware, and instructions.



Part No.	Description
<b>COE2096</b>	1970-81 Camaro/Firebird
<b>COE2100</b>	1967-69 Camaro/Firebird, 1962-79 Chevy II And Nova

## Weld-In Subframe Connectors

Connecting front and rear frame sections on unibody cars is a must when rear traction bar and crossmembers are used. Select 2" square, .083" wall connectors have provisions to move rear springs inboard for tire clearance. One pair per package.



Part No.	Description
<b>COE3012*</b>	1967-69 Camaro, Firebird
<b>COE3013*</b>	1970-81 Camaro, Firebird
<b>COE3016*</b>	1968-76 Nova, Ventura
<b>COE3046</b>	1982-92 Camaro/Firebird Without Rear Crossmember

\* Must be used with formed rear frame rails.

## Bolt-On Subframe Connectors

Bolt-on subframe connectors cure the flex problem common to all unibody cars. Computer designed and fixture welded for proper fit, connectors are NHRA approved. Connectors do not move the rear springs inboard.




Part No.	Description
<b>COE3112</b>	1967-69 Camaro/Firebird
<b>COE3113</b>	1970-75 Camaro/Firebird
<b>COE3114</b>	1976-81 Camaro/Firebird
<b>COE3116</b>	1968-76 Nova, Tempest, Apollo, Omega
<b>COE3118</b>	1962-67 Chevy II
<b>COE3140</b>	1964-70 Mustang



## Cold Case Radiators

A division of Max Performance Inc., a leading supplier of auto restoration parts, Cold-Case Radiators® is an aluminum radiator specialist for the muscle car market. All radiators are 100% TIG welded, offer an oversize two-row design, and are covered by a limited lifetime warranty.



Part	Application	Dimensions	Inlet	Outlet	Trans/Note
<b>Radiators</b>					
<b>GM</b>					
<b>CCRCHC11</b>	1967-68 GM F-Body, BBC	27.5"W x 18.5"H x 3"D	Driver	Passenger	Manual
<b>CCRCHC11A</b>	1967-68 GM F-Body, BBC	27.5"W x 18.5"H x 3"D	Driver	Passenger	Automatic
<b>CCRCHC545</b>	1970-81 GM F-Body	31.5"W x 19"H x 3"D	Driver	Passenger	Manual
<b>CCRCHC545A</b>	1970-81 GM F-Body	31.5"W x 19"H x 3"D	Driver	Passenger	Automatic
<b>CCRCHC547A</b>	1967-69 GM F-Body, LS-Series	30"W x 19"H x 3"D	Passenger	Passenger	
<b>CCRCHC549</b>	1967-69 GM F-Body, SBC	28.8"W x 18.5"H x 3"D	Driver	Passenger	Manual
<b>CCRCHC549A</b>	1967-69 GM F-Body, SBC	28.8"W x 18.5"H x 3"D	Driver	Passenger	Automatic
<b>CCRCHC541A</b>	1964-65 GM A-Body	27.75"W x 20.125"H x 3"D	Passenger	Passenger	Automatic
<b>CCRCHC542</b>	1966-67 GM A-Body	27.75"W x 20.5"H x 3"H x 3"D	Driver	Passenger	Manual
<b>CCRCHC542A</b>	1966-67 GM A-Body	27.75"W x 20.5"H x 3"H x 3"D	Driver	Passenger	Automatic
<b>CCRCHI565A</b>	1961-65 GM B-Body	28.75"W x 23"H x 3"D	Passenger	Passenger	
<b>CCRCHI565A-5</b>	1961-65 GM B-Body	28.75"W x 23"H x 3"D	Passenger	Passenger	500 Steering Box Cutout
<b>CCRCHI566A</b>	1966-68 GM B-Body	28.75"W x 23.5"H x 3"D	Driver	Passenger	
<b>CCRCHI579A</b>	1994-96 GM G-Body	36"W x 18.5"H x 3"D	Driver	Passenger	
<b>CCRCHN540</b>	1962-67 GM X-Body	22.35"W x 20.7"H x 3"D	Driver	Passenger	Manual
<b>CCRCHN540A</b>	1962-67 GM X-Body	22.35"W x 20.7"H x 3"D	Driver	Passenger	Automatic
<b>CCRCHT562A</b>	1955-57 Chevy Full-Size Car, V8	23.5"W x 23.5"H x 3"D	Center	Passenger	
<b>CCRCHT563A</b>	1955-57 Chevy Full-Size Car, V8	23.5"W x 23.5"H x 3"D	Center	Passenger	
<b>CCRCHT569A</b>	1949-54 Chevy Car	25.2"W x 23.2"H x 3"D	Center	Passenger	
<b>CCRCHV712A</b>	1963-68 Chevy Corvette, SBC	24.5"W x 18"H x 3"D	Driver	Passenger	
<b>CCRCHV716A</b>	1973-76 Chevy Corvette, SBC	33.7"W x 19"H x 3"D	Driver	Passenger	
<b>CCRGMA42</b>	1968-72 GM A-Body	34.75"W x 18.75"H x 3"D	Driver	Passenger	Manual
<b>CCRGMA42A</b>	1968-72 GM A-Body	34.75"W x 18.75"H x 3"D	Driver	Passenger	Automatic
<b>CCRGMA43A</b>	1966-71 Oldsmobile 442	33.75"W x 18.25"H x 3"D	Driver	Passenger	Automatic
<b>CCRGMB57A</b>	1984-87 Grand National/Regal Turbo	32"W x 18.5"H x 3"D	Driver	Passenger	Automatic
<b>CCRGMT555A</b>	1963-66 Chevy/GMC Truck	24.5"W x 22.5"H x 3"D	Driver	Passenger	Automatic
<b>CCRGMT556A</b>	1977-87 Chevy/GMC Truck	34.15"W x 18.6"H x 3"D	Driver	Passenger	Automatic
<b>CCRGMT556A21</b>	1977-87 Chevy/GMC Truck/SUV	28.35"W x 21"H x 3"D	Driver	Passenger	Automatic
<b>CCRGMT558A</b>	1967-76 Chevy GMC Truck	34"W x 18.6"H x 3"D	Driver	Passenger	Automatic
<b>CCRGMT567A</b>	1955-59 Chevy Truck	27"W x 25.7"H x 3"D	Center	Passenger	
<b>CCRGMT568A</b>	1947-54 Chevy Truck	22.6"W x 27"H x 3"D	Center	Passenger	
<b>CCRGPF18</b>	1970-81 Pontiac Firebird	33.2"W x 18.8"H x 3"D	Driver	Passenger	Manual
<b>CCRGPF18A</b>	1970-81 Pontiac Firebird	33.2"W x 18.8"H x 3"D	Driver	Passenger	Automatic
<b>CCRGPG20</b>	1965 Pontiac GT0 w/o AC	25.75"W x 20.125"H x 3"D	Passenger	Passenger	Automatic
<b>CCRGPG22</b>	1964-65 Pontiac GT0 w/ AC	25.75"W x 20.125"H x 3"D	Passenger	Passenger	Manual
<b>CCRGPG34</b>	1966-67 Pontiac GT0 w/o AC	25.75"W x 20.125"H x 3"D	Driver	Passenger	Manual
<b>CCRGPG34A</b>	1966-67 Pontiac GT0 w/o AC	25.75"W x 20.125"H x 3"D	Driver	Passenger	Automatic
<b>Ford</b>					
<b>CCRFOF585A</b>	1966-67 Ford Fairlane BBF	25.5"W x 21.5"H x 3"	Passenger	Driver	Automatic
<b>CCRFOG580A</b>	1960-63 Ford Galaxie, Side Tank	26.5"W x 20.8"H x 3"D	Passenger	Driver	Automatic
<b>CCRFOM560A</b>	1967-70 Ford Mustang	21.1"W x 20.5"H x 3"D	Passenger	Driver	Automatic
<b>CCRFOM561A</b>	1967-70 Ford Mustang 289/302	22.4"W x 20.5"H x 3"D	Passenger	Driver	Automatic
<b>CCRFOM564</b>	1965-66 Ford Mustang 289	19.6"W x 21"H x 3"D	Passenger	Passenger	Manual
<b>CCRFOM564A</b>	1964.5-66 Ford Mustang 289	18.38"W x 20.50"H x 3"D	Passenger	Passenger	Automatic
<b>CCRFOM588</b>	1967-70 Ford Mustang BBF	25"W x 21.25"H x 3"	Passenger	Driver	Manual
<b>CCRFOM588A</b>	1967-70 Ford Mustang BBF	25"W x 21.25"H x 3"D	Passenger	Driver	Automatic
<b>CCRLMM570-1</b>	1987-93 Ford Mustang	30.175"W x 19.7"H x 3"D	Passenger	Driver	
<b>CCRFOT575A</b>	1969-79 Ford Trucks/Bronco	29.7"W x 26.50"H x 3"D	Passenger	Driver	Automatic
<b>CCRFOT576A</b>	1953-56 Ford F100 w/Inline 6	26.2"W x 25.5"H x 3"D	Center	Driver	
<b>Mopar</b>					
<b>CCRMOP750-5</b>	1966-74 Mopar w/ Hemi Swap	29"W x 23"H x 3"D	Passenger	Passenger	Manual
<b>CCRMOP750A</b>	1966-74 Mopar A/B/C/E Body w/ AC	29"W x 23"H x 3"D	Driver	Passenger	Automatic
<b>CCRMOP751A</b>	1962-74 Mopar A/B/C/E Body	26.3"W x 23.5"H x 3"D	Center	Driver	Automatic
<b>CCRMOP754A</b>	1970-74 Mopar E-Body/Challenger	28.85"W x 23.25"H x 3"D	Passenger	Driver	Automatic
<b>CCRMOP755-5</b>	1970-72 Mopar w/Hemi Swap	25"W x 22.5"H x 3"D	Driver	Passenger	Manual
<b>CCRMOP755A</b>	1970-72 Mopar A/B Body SBM	25"W x 22.5"H x 3"D	Driver	Passenger	Automatic
<b>CCRMOP756A</b>	1967-69 Mopar A-Body SBM	25.5"W x 22.5"H x 3"D	Driver	Driver	1.5" Inlet/Outlet
<b>CCRMOP756A-5</b>	1967-69 Mopar A-Body BBM	25.5"W x 22.5"H x 3"D	Driver	Driver	1.75" Lower Outlet
<b>CCRMOT561A</b>	1970-79 Dodge Truck/Van w/ AC	25.40"W x 23.25"H x 3"D	Driver	Passenger	Automatic



Part	Application	Dimensions	Inlet	Outlet	Trans/Note
<b>Radiator and Fan Kits</b>					
<b>GM</b>					
<b>CCRCHC11AK</b>	1967-68 GM F-Body, BBC	27.5"W x 18.5"H x 3"D	Driver	Passenger	Automatic
<b>CCRCHC11K</b>	1967-68 GM F-Body, BBC	27.5"W x 18.5"H x 3"D	Driver	Passenger	Manual
<b>CCRCHC545AK</b>	1970-81 GM F-Body	31.5"W x 19"H x 3"D	Driver	Passenger	Manual
<b>CCRCHC545K</b>	1970-81 GM F-Body	31.5"W x 19"H x 3"D	Driver	Passenger	Automatic
<b>CCRCHC547AK</b>	1967-69 GM F-Body, LS Series	30"W x 19"H x 3"D	Passenger	Passenger	
<b>CCRCHC557AK</b>	1967-69 GM F-Body, SBC	28.8"W x 18.5"H x 3"D	Driver	Passenger	Automatic
<b>CCRCHC541AK</b>	1964-65 GM A-Body	27.75"W x 20.125"H x 3"D	Passenger	Passenger	Automatic
<b>CCRCHC542AK</b>	1966-67 GM A-Body	27.75"W x 20.5"H x 3"H x 3"D	Driver	Passenger	Automatic
<b>CCRCHC542K</b>	1966-67 GM A-Body	27.75"W x 20.5"H x 3"H x 3"D	Driver	Passenger	Manual
<b>CCRCHN548AK</b>	1968-79 X-Body	28.35"W x 19"H x 3"D	Driver	Passenger	Automatic
<b>CCRCHT562AK</b>	1955-57 Chevy Full-Size Car	23.5"W x 23.5"H x 3"D	Center	Passenger	
<b>CCRCHT563AK</b>	1955-57 Chevy Full-Size Car	23.5"W x 23.5"H x 3"D	Center	Passenger	
<b>CCRGMA42AK</b>	1968-72 A-Body	34.75"W x 18.75"H x 3"D	Driver	Passenger	Automatic
<b>CCRGMA42ASK</b>	1968-77 A-Body	34.75"W x 18.75"H x 3"D	Driver	Passenger	Automatic
<b>CCRGMA42K</b>	1968-72 A-Body	34.75"W x 18.75"H x 3"D	Driver	Passenger	Manual
<b>CCRGMA546AK</b>	1968-72 A-Body LS Swap	34.21"W x 18.82"H x 3"D	Passenger	Passenger	
<b>CCRGMA546ASK</b>	1968-72 A-Body LS Swap	34.21"W x 18.82"H x 3"D	Passenger	Passenger	
<b>CCRGMB57AK</b>	1984-87 Grand National/Regal Turbo	32"W x 18.5"H x 3"D	Driver	Passenger	Automatic
<b>CCRGMG544AK</b>	78-88 GM G-Body	31.5"W x 18.5"H x 3"D	Driver	Passenger	Automatic
<b>CCRGMT554AK</b>	1960-62 Chevy C/K Trucks	26.5"W x 25"H x 3"D	Center	Passenger	
<b>CCRGMT555AK</b>	1963-66 Chevy/GMC Truck	24.5"W x 22.5"H x 3"D	Driver	Passenger	Automatic
<b>CCRGMT556A21LSK</b>	1977-87 GM Truck LS Swap	34.33"W x 21"H x 3"D	Passenger	Passenger	Automatic
<b>CCRGMT558AK</b>	1967-76 Chevy/GMC Truck	34"W x 18.6"H x 3"D	Driver	Passenger	Automatic
<b>CCRGMT558ALS</b>	1967-76 Chevy/GMC Truck LS Swap	34.2"W x 18.80"H x 3"D	Driver	Passenger	
<b>CCRGMT558ASK</b>	1967-76 Chevy/GMC Truck	34"W x 18.6"H x 3"D	Driver	Passenger	Automatic
<b>CCRGMT568AK</b>	1947-54 Chevy Truck	22.6"W x 27"H x 3"D	Center	Passenger	
<b>CCRGPF18AK</b>	1970-81 Firebird	33.2"W x 18.8"H x 3"D	Driver	Passenger	Automatic
<b>CCRGPF18K</b>	1970-81 Firebird	33.2"W x 18.8"H x 3"D	Driver	Passenger	Manual
<b>CCRGP34ASK</b>	1964-67 Pontiac GTO w/o AC HO/SD	25.25"W x 20.125"H x 3"D	Driver	Passenger	Automatic
<b>CCRGP38ASK</b>	1964-67 Pontiac GTO w/ AC HO/SD	25.125"W x 21.875"H x 3"D	Driver	Passenger	Automatic
<b>CCRLMP590AK</b>	1982-92 GM F-Body	32"W x 18.5"H x 3"D	Driver	Passenger	
<b>Ford</b>					
<b>CCRFOM588AK</b>	1967-70 Mustang BBF	25"W x 21.25"H x 3"D	Passenger	Driver	Automatic
<b>CCRFOT575AK</b>	1966-79 Ford Truck/Bronco	29.7"W x 26.50"H x 3"D	Passenger	Driver	Automatic
<b>Mopar</b>					
<b>CCRMOP755AK</b>	1970-72 Mopar A/B-Body SBM	25"W x 22.5"H x 3"D	Driver	Passenger	Automatic

### Electric Fan Wiring Kit

#### CCREF-1

Fans kick on at 190°F. Operates single or dual-fan setups. Includes wiring, thermostat, and relay.



### Heavy-Duty Drain Petcock

#### CCRDC-1

1/4" NPT. Brass. Sold each.



Cyclo produces a complete line of cleaners, chemicals, and lubricants formulated for use by professionals as well as hobbyists.

Part No.	Description
<b>CCLC1</b>	Carb Clean, 13-oz. Spray Carb Cleaner
<b>CCLC5</b>	Carb Clean, 19-oz. Spray Carb Cleaner
<b>CCLC10</b>	Break-Away, Penetrates/Lubricates, 13-oz. Aerosol Can
<b>CCLC30</b>	Engine Clean, 16-oz. Aerosol Can
<b>CCLC331</b>	Glass Clean, 19-oz. Aerosol Can
<b>CCLC32</b>	Brake and Parts Clean, Green Can, 18-oz. Aerosol Can
<b>CCLC33V</b>	Silicone Spray, 10-oz. Aerosol Can
<b>CCLC34</b>	White Grease, 11-oz. Aerosol Can

Part No.	Description
<b>CCLC35</b>	Undercoating, 17-oz. Can
<b>CCLC43</b>	Gas Treatment, 8-oz. Bottle
<b>CCLC47</b>	Octane Boost, 12-oz. Bottle
<b>CCLC52</b>	Radiator Stop Leak, 11-oz. Bottle
<b>CCLC55</b>	Brake Fluid, 12-oz. Bottle
<b>CCLC111C</b>	Brake and Parts Clean, Red Can, 15-oz.
<b>CCLC400</b>	HD Faster Super Penetrant, 11-oz. Can



CCLC1

### Cat Back Exhaust Systems

Some manufacturers use perforated tubes with packing material, or baffles, to reduce noise. CORSA uses a straight-through design coupled with RSC—Reflective Sound Cancellation—to reduce low-frequency resonance and minimize backpressure, so the engine can make more power and torque. Systems are made of 304 stainless steel. Most systems are offered as two different sound levels: TOURING and SPORT. A select number of systems are available at the XTREME sound level.

Same flow. Same power. Same technology. Three different sounds.

**Call For Applications**



**TOURING**  
Refined, Distinctive Sound.  
A notch Below SPORT.



**SPORT**  
Robust.  
Aggressive Sound.



**XTREME**  
Bolder, Louder, Meaner.  
More Extreme Than Sport.

## COVERCRAFT<sup>®</sup>

SINCE 1965

Use the chart below to help select which fabric is best suited for your protection needs. Some indoor fabric can be used on a limited basis outdoors at car shows, etc., but does not offer the level of protection found in outdoor fabrics. Any of the outdoor fabrics can be used indoors. Three asterisks in the performance row designates fabrics as available in both Ready-Fit and Custom Fit covers.



### Car Cover Comparison Chart

Recommended for **Indoor Use**

Recommended for **Outdoor Use**

		Gray Polycotton	Tan Flannel	Form-Fit <sup>®</sup>	Covercraft 5-Layer Indoor	Covercraft 3-Layer Moderate Climate	Reflec'tect <sup>™</sup>	Covercraft 5-Layer All Climate	WeatherShield <sup>®</sup> HP	Ultra'tect <sup>®</sup>	Sunbrella <sup>®</sup>	WeatherShield <sup>®</sup> HD
<b>Exclusive</b>		No	No	Yes	Yes	Yes	No	Yes	Yes	Yes	No	Yes
<b>Outdoor Use</b>		Fair	Fair	Fair	Fair	Good	Good	Best	Best	Intense Sun	Intense Sun	Intense Sun
<b>Indoor Use</b>		Good	Better	Better	Best	Better	Better	Best	Best	—	—	—
<b>All-Weather Protection</b>		—	—	—	—	Good	Good	Best	Best	Better	Better	Best
<b>Resists</b>	Rain	—	—	—	—	Better	Better	Best	Best	Better	Good	Best
	Snow	—	—	—	—	Good	Better	Best	Best	Better	Minimal	Best
	Dirt / Dust	Fair	Fair	Better	Best	Good	Better	Best	Best	Better	Fair	Best
	UV Damage	—	—	—	—	Good	Better	Better	Better	Best	Best	Best
	Bird Droppings	—	—	—	—	Better	Better	Best	Best	Best	Better	Best
Breathability	Best	Best	Best	Best	Good	Good	Good	Good	Good	Best	Good	
<b>Heat Insulation</b>		Fair	Good	Good	Good	Better	Better	Best	Good	Good	Good	Good
<b>"Soft" Touch</b>		Good	Best	Best+	Best	Better	Good	Best	Better	Better	Good	Better
<b>Ding Protection</b>		Minimal	Better	Best	Best	Good	Minimal	Better	Minimal	Minimal	Better	Fair
<b>Ease of Handling in Wind</b>		—	—	—	—	Fair	Fair	Better	Fair	Better	Fair	Fair
<b>Mildew / Rot Resistant</b>		—	—	—	—	YES	YES	YES	YES	YES	YES	YES
<b>Storage Space Required</b>		Medium	Medium	Medium	Large	Medium	Small	Large	Smallest	Small	Medium	Medium
<b>Cleaning</b>	Wash	Home <sup>1</sup>	Home <sup>1</sup>	Home <sup>1</sup>	Comm.	Comm.	Home <sup>1</sup>	Comm.	Home <sup>1</sup>	Home <sup>1</sup>	Comm.	Home <sup>1</sup>
	Dry	Low	Low	Low	Air	Air	Air/Low Heat	Air	Medium Heat	Medium Heat	Air	Low Heat
<b>Limited Warranty<sup>2</sup></b>		90 Days	90 Days	4 Years	4 Years	3 Years	3 Years	4 Years	4 Years	5 Years	6 Years	6 Years

<sup>1</sup> Smaller covers can be washed at home but commercial washers provide the best cleaning & rinse.

<sup>2</sup> Warranty is for defects in material and workmanship & against the fabric becoming unserviceable. We will repair or replace after factory inspection.



## ProFlo Maximum Electric Water Pumps

Pumps have adjustable cam stops and accept stock brackets. Pumps add horsepower by eliminating the drive belt and fan, plus they improve cooling efficiency. Suitable for street or strip, aluminum housings have billet aluminum impellers, stainless steel shafts and carbon ceramic seals. Stainless fasteners are included.



Part No.	Description
<b>CVR7550</b>	Small Block Chevy 265-400, 60 GPM
<b>CVR7554</b>	Big Block Chevy 396-454, 60 GPM
<b>CVR6551</b>	GM LT-1, 55 GPM
<b>CVR6540</b>	Big Block Chrysler 383-440, 55 GPM
<b>CVR7426</b>	Big Block Chrysler 383-440, Housing Only

## Billet Aluminum Throttle Cable Bracket

### **CVR64150CL**

CNC-machined from billet aluminum, bracket is easily mounted to base of Holley 4150 carburetors and accept GM snap-in or Morse 33-C throttle cables. An optional throttle return spring assembly is available separately. Clear anodized finish.



## Billet Aluminum Timing Covers

Two-piece covers prevent camshaft movement for accurate timing; cam may be changed without disturbing the oil pan seal. Includes bolts, gaskets, seal, cam button, and shims. Choice of clear, red, or black anodized finish.



Description	Clear	Red	Black
Small Block Chevy 265-400 Timing Cover	<b>CVRTC2350CL</b>	<b>CVRTC2350R</b>	—
Big Block Chevy 396-454 Timing Cover	<b>CVRTC2454CL</b>	—	—
LS Series	<b>CVRTC2327CL</b>	—	<b>CVRTC2327BK</b>

## Protorque Starters

Starters have 1.9 horsepower and a 4:1 gear reduction ratio for exceptional cranking power. They weigh just 10 pounds and are adjustable for best header/oil pan clearance (CVR1337 is not adjustable).




Part No.	Description
<b>CVR1337</b>	Chrysler V8 and I-6
<b>CVR5048</b>	Ford 351M-400, 429-460
<b>CVR5055</b>	SB Ford 289-351W, AT or MT 4-/5-Speed
<b>CVR5311</b>	Olds 307-455/Pontiac 326-455
<b>CVR5323</b>	Chevy V8, 153/168T
<b>CVR53230S</b>	Chevy V8, 168T, Staggered Mount
<b>CVR5414</b>	GM LS Series Engines

## 12-Volt Electric Vacuum Pumps

### **CVRVP555**

Precision-machined, anodized aluminum pumps are for vehicles using engine combinations that provide little or no manifold vacuum. When vacuum drops below 15" of vacuum, the pump activates and increases the brake vacuum level to 20". Units are completely self-contained, just hook up the positive/negative power supply.



## Cast Aluminum Timing Covers


Two-piece cast covers prevent camshaft movement for accurate timing; cam may be changed without disturbing the oil pan seal. Includes bolts, gaskets, seal, cam button, and shims. Natural aluminum.



Part No.	Description
<b>CVRTC2328</b>	LS Series
<b>CVRTC2328S</b>	LS Series w/ Cam Sensor

## Tech Tip

When the power brakes go away, engine idle is rough, or low RPM throttle response is sluggish at best, your newly rebuilt engine could be the victim of low engine vacuum. Normal vacuum for a stock engine is between 17" Hg - 22" Hg at idle with the engine at operating temperature. If the engine has been modified 15" Hg is acceptable. Low vacuum can be caused by many things, including worn piston rings, leaking intake gaskets, or leaking carburetor to intake manifold gaskets. These three conditions are usually found in used engines with high mileage and ready for a rebuild. Using a vacuum gauge will help pinpoint the possible cause for low vacuum. When checking vacuum readings keep in mind that above 2,000 feet elevation the reading will be approximately one inch lower per each 1,000 feet rise in elevation. Here are a few examples of abnormal vacuum readings: With the engine at steady idle and an intermittent drop of 3"-5", sticky valves could be the culprit. At 3000 RPM's and the pointer changes rapidly as the RPM's are increased, this is an indication of weak valve springs. Steady 8"-14" at idle points to incorrect valve timing and steady 14"-16" at idle means incorrect ignition timing. Low vacuum in a recently rebuilt engine can point to the installation of a camshaft with too much valve overlap/duration. If the low vacuum condition is determined to be a result of the short duration camshaft, an electric vacuum pump is the cure. These units are simple to install and will regulate the vacuum level itself.





## Ford 9" Housing & Axle Packages

Currie 9" housing & axle packages are designed as direct bolt-in assemblies, matching stock axle width, pinion offset, suspension mounting locations, and wheel bolt pattern for each specified vehicle. Currie Centurion 9" notch-back housing serves as the basis for the package along with Currie Performance 31-spline axles & wheel nuts, and Timken axle bearings. The Currie Centurion housing features 3" diameter axle tubes and CNC-machined face flanges. The 31-spline, 1541 alloy axles are drilled to match the OE wheel pattern and stud size.



Part No	Application
<b>CUECE-FDM6466X</b>	1964-66 Mustang, Housing & Axle Assembly
<b>CUECE-FDM6770X</b>	1967-70 Mustang, Housing & Axle Assembly
<b>CUECE-GMA6466X</b>	1964-66 GM A-Body, Housing & Axle Assembly
<b>CUECE-GMA6872X</b>	1968-72 GM A-Body, Housing & Axle Assembly
<b>CUECE-GMG7887X</b>	1978-88 GM GA-Body, Housing & Axle Assembly

## SPICER®




For more than a century, Dana has produced the drivetrain components trusted by OEMs for everything from street cars to heavy-duty off-road trucks. Through their legendary Spicer brand, Dana offers those same top-quality parts to the aftermarket. Rely on Dana for rugged axles and axle components, driveshafts, and more to prolong vehicle life and reduce NVH (noise, vibration, and harshness), no matter where the road takes you.

## Transmission Slip Yokes

Premium, direct replacement transmission slip yokes are offered for a variety of applications.

Part No.	Trans. Application	Spline	U-Joint Series	Overall Length
<b>DAN2-3-10431X</b>	GM TH-400/Jerico	32	1310	5.500"
<b>DAN2-3-10831X</b>	GM TH-400/Jerico	32	1330	6.760"
<b>DAN2-3-4871X</b>	Ford C-4/AOD/T-5	28	1310	6.000"
<b>DAN2-3-6041X</b>	Ford C-6/T-45/3650	31	1330	6.000"
<b>DAN2-3-6081X</b>	GM Powerglide/TH-350/Borg-Warner/Muncie	27	1310	5.469"



## Universal Joints and Related Components

Replacement universal joints are premium, OEM-quality. Sold with snap rings and grease fitting where specified.

Part No.	Description
<b>DAN5-1310-1X*</b>	1310 Series, 1.062" Caps, 3.219" Wide, OSR
<b>DAN5-1310X</b>	1310 Series, 1.062" Caps, 3.219" Wide, OSR
<b>DAN5-1330-1X*</b>	1330 Series, 1.062" Caps, 3.625" Wide, OSR
<b>DAN5-1330X</b>	1330 Series, 1.062" Caps, 3.625" Wide, OSR
<b>DAN5-134X*</b>	1310 To 1330 Conversion, 1.062" Caps, 3.219"/3.625" Wide, OSR
<b>DAN5-153X*</b>	1310 Series, 1.062" Caps, 3.219" Wide, OSR
<b>U-Joint Strap Kits</b>	
<b>DAN2-70-18X</b>	Spicer 1310/1330 Combination, 1.062" Caps, 1/4" Bolts
<b>DAN2-70-28X</b>	Spicer 1350, 1.062" Caps, 5/16" Bolts

**Note:** "OSR" signifies outside snap rings; "ISR" inside snap rings.

\*Include grease fitting








### Fire Wrap 3000

A heavy iron oxide silicone compounded outer sleeve covering a glass fiber inner sleeve, Fire Wrap 3000 is highly flame resistant. Featuring an internally sewn Velcro edge closure, the wrap is easily installed and can withstand repeated exposure to 3000°F and direct continuous heat to 500°F. Use Fire Wrap 3000 to protect wire looms, hoses, cable bundles, fuel and brake lines, and hundreds of other items prone to heat and abrasion damage. Available in 5/8", 1", and 1-1/2" inside diameters.



Part No.	Description
DSN10477	Fire Wrap 3000, 5/8" x 2'
DSN10478	Fire Wrap 3000, 1" x 2'
DSN10479	Fire Wrap 3000, 1-1/2" x 2'

### Hi-Temp Shrink Tubes

Over expanded, flame retardant polyolefin tubing easily fits over the end of connectors and shrinks down to 33% of its original diameter. Fits snugly to provide a waterproof, dust-proof seal while retaining original length. Use a 120°-180°F heat gun to shrink. Ideal for electrical wire, hose, and cable bundling.



Part No.	Description
DSN10832	9mm Shrink Tube, 4'
DSN10833	12mm Shrink Tube, 4'
DSN10834	18mm Shrink Tube, 4'

### Protect-A-Boot

Heat from headers and exhaust manifolds can really damage spark plug boots in short order. Protect-A-Boots install in seconds on straight or angled boots and can protect against 500°F direct, continuous heat and 1,500°F radiant heat.



Description	2-Cylinder Kit	4-Cylinder Kit	8-Cylinder Kit
Silver	DSN10501	DSN10507	DSN10502
Black	DSN10511	DSN10523	DSN10512
Red	-	-	DSN10522
Blue	-	-	DSN10532



### Highly Angled Spark Plug Protect-A-Boot Sleeves

DEI Protect-A-Boots protect spark plug boots and wires against the harmful effects of direct and continuous heat, up to 1200°F. Pliable construction allows protection for straight to 90° spark plug boots and wires. Available in silver only.



Part No.	Description
DSN10551	Protect-A-Sleeves, 2-Pack
DSN10552	Protect-A-Sleeves, 8-Pack

### Titanium Protect-A-Sleeve with LR Technology DSN10475

Developed specifically for any application where extreme high heat is present. These Titanium™ sleeves will protect wires, lines, and cables when exposed up to 1800°F direct heat and 2500°F radiant heat.



### Titanium Protect-A-Boots

Advanced proprietary LR (lava rock) fiber technology, stranded and woven into a strong durable fabric. The ultimate spark plug boot and wire heat protection up to 1,800°F direct heat and 2,500°F radiant heat. The 6" length with reinforcing ring allows for easy plug removal while the 8" ringless style is great for tight bends. Universal for most straight or angled boots. Great for LS motors.



Part No.	Description
DSN10544	8" Titanium Protect-A-Boots, Ringless, 8 Pack
DSN10542	6" Titanium Protect-A-Boots, 8 Pack
DSN10540	8" Titanium Protect-A-Boots, Ringless, 6 Pack

### Titanium Protect-A-Boot and Wire Kit

Everything needed to protect spark plug boots and wires from under-hood heat up to 1,800°F direct heat and 2,500°F radiant heat. Boots and sleeving are constructed from high temperature-resistant glass fiber material.



Part No.	Description
DSN10588	Titanium 4-Cylinder Kit, Contains 13' of Line Sleeving, (12) Hi-Temp Shrink Tubes, and (4) 6" Protect-A-Boots
DSN10705	Titanium 8-Cylinder Kit, Contains 25' of Line Sleeving, (25) Hi-Temp Shrink Tubes and (8) 6" Protect-A-Boots

### Protect-A-Sleeve

Made from the same proprietary materials as DEI's Protect-A-Boots, these sleeves will protect wiring hosing from temperatures up to 1,800°F direct heat and 2,500°F radiant heat.



Part No.	Description
DSN10589	Black Titanium, 1" x 36" Roll
DSN10591	Black Titanium, 1/2" x 72" Roll



### Protect-A-Wire Sleeve

Temperature-resistant glass fiber material sleeve protects spark plug wires and other wires, lines, and hoses from engine heat. Sleeve has an 8 mm I.D. to cover most standard plug wires, and can be cut to length as needed. Kits include DEI boot heat-shrink tubes.



Part No.	Description
<b>DSN1061B50</b>	Black Protect-A-Wire, 50' Roll
<b>DSN10621</b>	2-Cylinder Kit, Red Protect-A-Wire, include 7 of Sleeve and 6 Heat-Shrink Tubes

### HT Silicone Coating

Choose black or silver to protect exhaust wrap up to 1,500°F. Enough to cover a set of V8 headers. Many other uses around the home or shop.



Part No.	Description
<b>DSN10302</b>	Aluminum, 12-oz. Can

### Locking Tie Tool

#### DSN10220

DEI's Locking Tie Tool just makes the installation of stainless steel ties simple! Uses a 1/4" drive ratchet and slide the tie into the slot and twist. Made from hardened steel with a black oxide finish. Sold each.



### Stainless Steel Positive Lock Ties

Made from 316 stainless steel for high-heat exhaust applications, these positive lock ties can hold up to 350 pounds tensile strength. UV and corrosion resistant, they can withstand temperatures in excess of 2,500°F.



Part No.	Description
<b>DSN10208</b>	Stainless Steel, 7mm x 9", 8 Pack
<b>DSN10209</b>	Stainless Steel, 7mm x 14", 4 Pack
<b>DSN10210</b>	Stainless Steel, 7mm x 20", 10 Pack
<b>DSN10212</b>	Stainless Steel, 12mm x 14", 4 Pack
<b>DSN10213</b>	Stainless Steel, 12mm x 20", 10 Pack

### Stainless Steel Locking Ties

Secure exhaust wrap and other insulated products, among hundreds of other uses. Made of 304 stainless steel, ties will withstand 2,500°F and have a tensile strength of over 100 lbs. per square inch.



Part No.	Description
<b>DSN10201</b>	8" Locking Ties, 4-Pack
<b>DSN10202</b>	14" Locking Ties, 4-Pack
<b>DSN10205</b>	Combo Pack 8-8" and 4-14"

### Versa-Shield

#### DSN10402

Aluminized heat-reflective material serves as an insulation barrier to prevent starter and solenoid failure. Effective to 2,000°F. 7" wide x 24" long.



### Ultra Shield MA Starter Shield

#### DSN10235

Two-layer construction, impregnated by molten aluminum (MA) for highly reflective properties and a fiber woven inside made for severe-duty heat protection against extreme heat-soak applications up to 1350°F. Hook-and-loop fastening system and can be trimmed to size. Dimensions 24"L x 7"W. Sold each.



### Onxy Starter Shield

#### DSN10236

Provides reliable heat protection for starters under severe duty or extreme heat. Starters exposed to heat soak often malfunction or have problems starting reliably. Dimensions 24"L x 7"W. Sold each.



### Titanium Pipe/Exhaust Shield

Advancement thermal protection LR (Lava Rock) fiber technology combined with high-temperature silica fabric for extreme heat protection around exhaust pipes up to 1,350°F. A rivet-based stand-off bracket design provides an air gap for maximum heat dissipation and cooling. Includes 4 pipe clamps. Sold as a kit.



Part No.	Description
<b>DSN10450</b>	Titanium Pipe Shield 6" Wide X 1' Long, Each
<b>DSN10451</b>	Titanium Pipe Shield 6" Wide X 2' Long, Each
<b>DSN10454</b>	Titanium Pipe Shield 4" Wide X 12" Long, Each





### Gen 3 Titanium Turbo Shields

Gen 3 Turbo Shields are the next evolution of turbo heat management. Made with a silicone-coated Titanium LR outer layer with multiple stainless steel and silica inner layers for maximum strength and heat resistance, they are offered in multiple sizes. Available individually, or in kits with the Turbo Shield, (1) 2" x 15' roll of Titanium Wrap, (2) 20" stainless steel ties, and (1) 5' roll of fastening wire.



Part No.	Description
<b>DSN10241</b>	Gen III T4 Turbo Shield (Shield Only)
<b>DSN10244</b>	Gen III T3 Turbo Shield (Shield Only)
<b>DSN10246</b>	Gen III T25/28 Turbo Shield Kit with Wrap, Ties, and Fastening Wire

### Universal Heat Shield Mounting Kit

#### DSN10224

Designed for rigid or semi-rigid heat shields, this mounting kit includes (6) stainless steel standoffs and mounting hardware to provide a 1/2" standoff.



### Stainless Steel Pipe Shields

Preformed shield with two layers of 304 stainless steel encapsulating high-temperature insulation protect against up to 2000°F radiant heat. Stainless steel 1/2" tall air gap standoffs included.



Part No.	Description
<b>DSN10254</b>	8-1/2" x 4-1/2"
<b>DSN10255</b>	6" x 12"

### Titanium Turbo Shields

Shield looks like carbon fiber and is designed to reduce turbo lag. Shields are available individually, or in kits with the Turbo Shield, (1) 2" x 15' roll of Titanium Wrap, (2) 20" stainless steel ties, and (1) 5' roll of fastening wire.



Part No.	Description
<b>DSN10144</b>	T4 Turbo Shield (Shield Only)
<b>DSN10145</b>	T4 Turbo Shield Kit with Wrap, Ties, and Fastening Wire
<b>DSN10146</b>	T6 Turbo Shield (Shield Only)

### Gold Heat Shield


Constructed from high-temperature fiberglass base material and "Reflect-a-Gold" outer facing, this heat shroud will protect wiring, cables, and hoses from up to 800°F direct continuous heat. The hook-and-loop fastening material allows installation without removing the wire or cable and the 36" long sleeve is easily cut to fit.



Part No.	Description
<b>DSN10458</b>	Gold Heat Shield, 1/2" to 1-1/4" I.D. x 36"
<b>DSN10924</b>	Gold Heat Shield, 2" to 2-1/2" I.D. x 36"

### Reflect-A-Cool


Fiberglass material, backed with a layer of aluminized reflective foil, can handle direct continuous temperature of 400°F. Reflect-A-Cool can be trimmed to fit just about any shape. Just measure, trim, face reflective side towards source of radiant heat, and remove self-adhesive backing. Withstands 2000°F of radiant heat and virtually no clearance is needed.



Part No.	Description
<b>DSN10460</b>	12" x 12"
<b>DSN10461</b>	12" x 24"
<b>DSN10462</b>	24" x 24"

### Cool-Tape

Cool-Tape protects wiring, cables, and hoses from up to 2,000°F of radiant heat. Aluminized 1 mil thick material is bonded to fiberglass and includes a self-adhesive backing for quick, easy application. Sold in 1-1/2" and 2" wide rolls in 15', 30', and 60' rolls.



Part No.	Description
<b>DSN10408</b>	1-1/2" x 15' Roll
<b>DSN10416</b>	1-1/2" x 30' Roll
<b>DSN10413</b>	2" x 60' Roll

### Reflect-A-Gold

A high-performance reflector developed in the aerospace industry for use in extreme temperature swing environments, this state-of-the-art polymer is extremely lightweight and capable of handling continual operating temperatures up to 850°F. Reflects up to 80% of radiant heat and needs virtually no clearance. Fire-resistant adhesive side rated up to 325°F. Self-adhesive backing eases installation and removal.



Part No.	Description
<b>DSN10391</b>	12" x 12" Sheet
<b>DSN10392</b>	12" x 24" Sheet
<b>DSN10393</b>	24" x 24" Sheet
<b>DSN10394</b>	1-1/2" x 15' Roll
<b>DSN10395</b>	1-1/2" x 30' Roll
<b>DSN10396</b>	2" x 15' Roll
<b>DSN10397</b>	2" x 30' Roll

### Heat Sheath Gold™

These heat sleeves are constructed to withstand up to 800°F direct heat, making them the ultimate protection from heat, chemicals, oil and grease. Metalized polyimide lamination bonded to a 20-oz. heat-treated glass-base material keeps components cool in the hottest of conditions. Available in five different diameters, the 36" lengths are easily trimmed.



Part No.	Description
<b>DSN10914</b>	3/4" Diameter x 36" Long
<b>DSN10915</b>	1-1/4" Diameter x 36" Long
<b>DSN10916</b>	1/2" Diameter x 36" Long
<b>DSN10917</b>	1" Diameter x 36" Long
<b>DSN10918</b>	2-1/4" Diameter x 36" Long



## Titanium™ Exhaust Wrap

This exhaust wrap is made from pulverized lava rock, stranded into a fiber material and woven into a proprietary weave. Extremely pliable, the premium wrap will withstand 1800°F direct and 2500°F intermittent heat. The high-tech carbon fiber-look material resists abrasion, oil spills, temperature fluctuations, and vibration breakdown. Sold each.



Part No.	Description
<b>DSN10125</b>	Titanium Exhaust Wrap, 2" x 33 ft.
<b>DSN10133</b>	Titanium Exhaust Wrap, 1" x 100 ft.
<b>DSN10134</b>	Titanium Exhaust Wrap, 4" x 100 ft.
<b>DSN10135</b>	Titanium Exhaust Wrap, 6" x 100 ft.

## Exhaust Wrap Kit

### DSN10095

Everything needed for a professional installation in one kit. Includes two rolls of 2" x 50' titanium exhaust wrap, stainless steel locking ties (eight 8" and four 14"), and locking tie tool.



## Fuel Injector Reflective Heat Covers

Designed to fit most fuel injectors, covers enable cooler and more efficient injector operation, preventing heat soak and vapor lock. Easily installed without removing the injector.



Part No.	Description
<b>DSN10380</b>	2-Pack
<b>DSN10382</b>	6-Pack

## Header/Motorcycle Exhaust Wrap Kit

### DSN10073

Everything needed for a professional installation in one kit. Includes two rolls of 2" x 50' black titanium exhaust wrap, stainless steel locking ties (eight 4" and four 8"), and locking tie tool.



## Pipe Wrap Kits


Pipe wrap kits include the same high-temperature fiberglass composite wrap as individual rolls and stainless steel locking ties.

Part No.	Description
<b>DSN10119</b>	2" Wide x 25' Roll of Black Wrap, (4) 8" Stainless Ties
<b>DSN10123</b>	2" Wide x 25' Roll of Titanium Wrap, (4) 8" Stainless Ties



## Exhaust Wrap

Controlling exhaust temperatures can increase horsepower and reduce under-hood radiant heat. High-temperature fiberglass composite is coated to enhance heat retention and withstand continuous heat up to 2,000°F.



Part No.	Description
<b>DSN10099</b>	2" Wide x 25' Roll, Black
<b>DSN10101</b>	1" Wide x 50' Roll, Natural
<b>DSN10102</b>	2" Wide x 50' Roll, Natural
<b>DSN10105</b>	1" Wide x 15' Roll, Natural
<b>DSN10106</b>	2" Wide x 15' Roll, Natural
<b>DSN10107</b>	1" Wide x 50' Roll, Black
<b>DSN10108</b>	2" Wide x 50' Roll, Black
<b>DSN10116</b>	2" Wide x 100' Roll, Black
<b>DSN10120</b>	1" Wide x 15' Roll, Black
<b>DSN10121</b>	2" Wide x 15' Roll, Black
<b>DSN10126</b>	1" Wide x 50' Roll, Titanium
<b>DSN10128</b>	1" Wide x 15' Roll, Titanium
<b>DSN10129</b>	2" Wide x 15' Roll, Titanium
<b>DSN10131</b>	2" Wide x 25' Roll, Titanium
<b>DSN10132</b>	2" Wide x 35' Roll, Titanium

## EXO Series™ Exhaust and Pipe Wrap

The EXO Series™ unique construction of high-temp glass fiber and 304 stainless steel creates a premium exhaust wrap product designed to withstand high heat, abrasion, and impact protection. With its special 1-1/2" width, installation is easy on any application. Available in black or tan.



Close up of the black wrap

Part No.	Description
<b>DSN10077</b>	1-1/2" x 10' Black
<b>DSN10078</b>	1-1/2" x 20' Black

## Heat Screen GOLD™

DEI Heat Screen Gold™ wrap is manufactured from .031" thick, high-temperature metalized polyimide lamination, bonded to 20-oz. heat-treated glass-fiber material. This reflective barrier will provide direct heat protection up to 800°F and radiant heat up to 1,100°F. Attaches with either mechanical fasteners or DEI Hi-Temp Adhesive.




Part No.	Description
<b>DSN10913</b>	36" x 40"
<b>DSN10919</b>	24" x 24"

## Aluminized Plug Wire Sheath

### DSN10409

Aluminized plug wire sheath, manufactured from high-temp fiberglass fabric that is bonded to a reflective, aluminized material, offers exceptional spark plug wire protection. Capable of withstanding up to 2,000°F of radiant heat, sheath is equally suited as protection to electrical wiring, hoses or cables. Sold in four packs, 3/4" dia. X 6" long.





### Heat Shroud

Fireproof and easily shaped, Heat Shroud can be installed to protect cables, hoses, and wires without removing them. Fits 1/2" to 1-1/4" diameters. 1" dia. x 3' long. Offered in 3' or 50' lengths.



Description	3' Long Part No.	50' Long Part No.
1/2" To 1-1/4" Dia.	<a href="#">DSN10405</a>	<a href="#">DSN93404</a>

### Heat Sheath™

Constructed from a high-temp fiberglass fabric bonded to an aluminized material with sides sewn together to form a sleeve. Designed to slide over wires, cables, and hoses to provide the ultimate fireproof protection from oil, dirt, and road grime. Five diameters available. Withstands 500°F direct continuous and 2000°F of radiant heat. Reflects 90% of radiant heat away from wires, cables and hoses, and easily trim to length. Offered in 3' or 50' lengths.



Description	3' Long Part No.	50' Long Part No.
1/2" Dia.	<a href="#">DSN10418</a>	<a href="#">DSN93418</a>
3/4" Dia.	<a href="#">DSN10403</a>	<a href="#">DSN93403</a>
1" Dia.	<a href="#">DSN10419</a>	<a href="#">DSN10419B50</a>
1-1/4" Dia.	<a href="#">DSN10404</a>	—
1-1/2" Dia.	<a href="#">DSN10420</a>	<a href="#">DSN93420</a>

### Vapor Block Sleeve

Designed to help keep fuel lines cooler and prevent vapor lock, Vapor Block is made with glass fiber and polyester laminated to an aluminum outer layer. A split design and adhesive flap makes installation easy. Great heat protection for wiring, hoses, and other lines, as well.



Part No.	Description
<a href="#">DSN10671</a>	Vapor Block Sleeve, 3/8" x 36"
<a href="#">DSN10672</a>	Vapor Block Sleeve, 1" x 36"

### Ultra Sheath MA™

Constructed from a process that impregnates molten aluminum (MA) to the core fabric, giving it higher reflective properties. Can sustain heat up to 1100°F and is more flexible than standard foil or bonded aluminum products.



Part No.	Description
<a href="#">DSN10230</a>	1/2" I.D. x 3'
<a href="#">DSN10232</a>	3/4" I.D. x 3'
<a href="#">DSN10233</a>	1-1/4" I.D. x 3'

### Easy Loom™ • Master Kit

#### DSN10663

Everything needed to protect and restore factory or aftermarket wire harnesses. Easy Loom™



sleeves are split for easy installation without having to remove wires or cables. This self-closing design with 30% overlap is far superior in style and function to plastic tubing. Kit includes 5 different Easy Loom™ sleeves from 3/16" to 1" diameter, shrink tube ends, silicone tape, lock ties, and electrical tape.

### Fire Sleeve and Tape Kit

Woven braided fiberglass sleeve, covered with 100% iron oxide silicone rubber sleeve is capable of withstanding 2,000°F intermittently, 500°F continuously and will protect wires, hoses, oil, and fuel lines from underhood heat. Offered in 3' or 25' lengths.



Description	3' Long Part No.	25' Long Part No.
3/8" I.D.	<a href="#">DSN10470</a>	<a href="#">DSN92470</a>
5/8" I.D.	<a href="#">DSN10472</a>	<a href="#">DSN92472</a>
1" I.D.	<a href="#">DSN10474</a>	<a href="#">DSN92474</a>

### Chill Charger

#### DSN40208

Chill Charger is a specialized additive designed to maximize thermal transfer in intercoolers, lowering the intake temperature and reducing liquid heat soak in turbocharger and supercharger systems. It also helps protect against corrosion, electrolysis, and mineral build-up. Sold in 16-oz. bottles.



### High-Temperature Spray Adhesive

#### DSN10492

Great for bonding foam, fabric, metals, wood, and DEI's heat- and sound-absorbing barriers, this high-build, pressure-sensitive adhesive is resistant to radiant heat up to 200°F. Sold in 13.3-oz. spray can.





## Fire Tape

### DSN10476

Ideally used with Fire Sleeve and other DEI line and hose protective sleeving products, non-adhesive, silicone rubber tape is self-bonding and self-curing. Fire Tape is engineered to withstand up to 475°F of direct, continuous heat and is sold in a 1" wide x 36' long roll.



## Vapor Block™ Fuel Line Sleeve

### DSN10669

This sleeving was developed specifically to prevent fuel line vapor lock. The split design sleeving with adhesive flap is manufactured from glass fiber and polyester laminated to an aluminum outer layer. 1/2" x 36". Sold each.



## GM LS Engine Coil Pack Heat Shield

### DSN11001

These semi-rigid shields are manufactured from double-sided aluminum and high-temperature foam core. Designed to work with both factory and aftermarket coils and brackets. Easily installed under the coil brackets to reduce engine and exhaust heat to the coils. Sold in pairs.



## Super Bright LED's


Great anywhere an accent light is needed, such as license plates, interior, engine compartment, map lights, etc., and they are easy to install.



Part No.	Description
DSN30301	Satin Lighted License Plate Bolt Kit
DSN30309	Polished Lighted License Plate Bolt Kit

## Heat Screen

Aluminized radiant screen is capable of withstanding heat up to 2000°F. Screen can be applied with a high-temperature glue or fastened with screws or rivets. Each screen is 36" x 40".




Part No.	Description
DSN10071	Heat Screen, 12" x 24"
DSN10401	Heat Screen, 36" x 40"

## Heat Screen™ with Adhesive Backing

### DSN10400

Reflects unwanted heat from areas and surfaces needing protection. Withstands 2,000°F of radiant heat and the adhesive-backed aluminized mylar radiant matting is only .060" thick.



## Form-A-Barrier

This lightweight rigid shield will provide thermal protection up to 1,300°F. Manufactured with reflective material on both sides and easily formed to fit odd shapes and spaces.




Part No.	Description
DSN11002	Form-A-Barrier, 12" x 12"
DSN11013	Form-A-Barrier, 12" x 24"

## Under Carpet (UC)


### DSN50101

Ideal for use as a second layer over Boom Mat acoustical material. Provides additional sound-deadening benefits, while protecting interior from heat and cold. May be secured in place on vertical surfaces using DEI Hi-Temp Spray Adhesive. 48" x 54" (18 sq. ft.).



## Under Carpet Lite (UC Lite)

Multi-layered lightweight composite material offers superior thermal and noise insulation. Flexible product is well suited to trunks, door liners, rear decks, headliners, and more.




Part No.	Description
DSN50111	48" x 60" (20 sq. ft.)

## Under Hood Thermal Acoustic Lining


### DSN50130

Protect expensive paint jobs while reducing noise and vibration. Peel and stick installation. Sold in 32" x 54" (12 sq. ft.) roll.



## Floor and Tunnel Shield (FT II)

Modern, multifaceted aluminum surface can withstand up to 1,750°F of direct continuous heat. Works great on transmission tunnels, firewalls, floor boards, fuel cells, etc.



Part No.	Description
DSN50506	21" x 42"
DSN50507	24" x 21" (3.5 sq. ft.)
DSN50508	48" x 21" (7 sq. ft.)



## Flex Damping Material Kit

### DSN50225

Designed for applications needing a damping material that can conform to odd shapes and tight bends. Made from high-quality 2.5mm thick butyl rubber with a clear poly surface that can be used around curves, inside wheel wells, and around tubing and pipes. Aggressive adhesive backing allows it to be shaped and firmly secured around any surface. Kit includes four 12" x 12" sheets.



## D-Mat Insulation

Extremely lightweight and pliable, Advanced Thermal-Acoustic insulation is designed for under head liners, doors, and package trays. At only 12MM thick, compressable, and pliable, D-Mat can be used in even the most difficult areas to insulate, providing thermal protection and keeping a vehicle's interior cool. Made from a polymer blend with a scrim backing, it can be used in applications up to 325°F while showing up to a 65% reduction in heat. Meets flammability rating and is mildew and bacteria resistant. Not recommended for floor use. Sold each.



Part No.	Description
DSN50411	60" x 70" Sheet, Each

## Floor and Tunnel Shield/Heat and Sound Insulation

Perfect as interior covering for floors or transmission tunnels, unique material is designed to withstand direct temperatures up to 1,750°F, while capable of reducing road noise by up to 50%. Product is manufactured using an embossed 10-mil aluminum face bonded to composite fiberglass insulation and backed with an adhesive for quick, easy application. Shield is just 3/16" thick, allowing minimal clearance, easy shaping, and quick trimming during installation. Sold in 21" or 42" wide rolls.



Part No.	Description
DSN50501	2' x 21"
DSN50502	4' x 21"
DSN50503	4' x 42"



## Air Intake Cover Kit

### DSN10486

This 13" x 28" Gold Cool Cover is designed to keep air intake tubes cool and protected. Designed to fit 3"-4" diameter tubes, with hook-and-loop closure material for simple and quick installation. Easy to cut and trim to size.



## Flexible Exhaust Heat Shields

Using a stainless standoff bracket, these upgraded flexible heat shields can be adjusted to fit a wide range of exhaust pipe diameters. Designed to work as OEM replacements, over exhaust wrap, or even doubling up over existing metal heat shields for the ultimate protection. Manufactured with a metal trim ring for a clean, classy appearance. Kit includes stainless steel mounting hardware.



Part No.	Description
DSN10900	Brushed Black Onyx, 3.5" x 6.5"
DSN10902	Brushed Black Onyx, 4.0" x 8.0"
DSN10926	Oynx Double Black, 3.5" x 6.5"
DSN10927	Oynx Double Black, 4.0" x 8.0"
DSN10901	Brushed Titanium, 3.5" x 6.5"
DSN10903	Brushed Titanium, 4.0" x 8.0"

## Oil Filter Covers

Oil filters are often positioned very close to the engine and oil pan, with little airflow. Oil filter covers install easily to block engine heat and keep the filter cool, reducing oil temperatures. Two sizes of universal trim-to-fit covers are designed to work on all filters. Sold in 3-pack.



Part No.	Description
DSN10740	3.5" - 4.5" 3 Pack
DSN10741	2.5" - 3.5" 3 Pack

## Oil Rug

No matter how hard you try, it seems like oil gets everywhere when doing engine work. The Oil Rug contains drips and spills, making clean-up easy. Great for use on work benches, under the car during oil changes, and more. Sealed edges trap up to 16 oz. of oil. Available in 3 sizes.




Part No.	Description
DSN10751	18" x 24" Oil Rug
DSN10752	29" x 48" Oil Rug



## Street Demon Carburetors

Redefine street carburetors with clean looks and ease of use. They offer enthusiasts a straightforward design to deliver stable idle, amazingly crisp throttle response, and smooth performance. With optimized calibration and a dual mounting pattern, they are ready to run, right out of the box. The carburetors feature an integrated fuel bowl/main body design with the gasket above fuel level and have no plugged passages, eliminating all potential leak paths. Available with polished or black ceramic coating. Electric choke.



Description	Polished Finish	Bowl Type	Polished	Black Ceramic Coating
625 CFM	Ball Burnished	Aluminum	<b>DMN1900</b>	—
625 CFM	Ball Burnished	Composite	<b>DMN1901</b>	<b>DMN1901BK</b>
750 CFM	Ball Burnished	Composite	<b>DMN1904</b>	—
750 CFM	Ball Burnished	Aluminum	<b>DMN1903</b>	—

## Street Demon Calibration Kits

### DMN1921

Calibration kits include an assortment of metering rods, jets, and step-up springs to fine-tune your application. Kit includes primary main jet assortment, secondary main jet assortment, metering rod assortment step up spring assortment, and plastic yellow storage case.



## Street Demon Carburetor Rebuild Kits

When it's time to rebuild your Demon carburetor, you'll need one of these Demon Carburetion carburetor rebuild kits. They include every possible gasket and seal you'll need, along with many parts not included in other kits, like detailed instructions and a power valve. Kits include standard gaskets for fuel bowl, metering block, and bowl screws.



Part No.	Description
<b>DMN1920</b>	Rebuild Kit for 625 CFM



## Detroit Locker®

The Detroit Locker maximizes traction by delivering 100% of the torque to both drive wheels. It is engineered to keep both wheels in a constant drive mode, and automatically allows wheel speed differentiation. Legendary traction and ultimate performance. Use any gear lube. Most gear oils are sufficient, however, a quality petroleum-based oil is recommended.



## Detroit Truetrac®

Truetrac's proven helical gear design eliminates wearable parts like friction plates, cones, and springs, providing maintenance-free traction. Power transfer is so smooth it literally goes unnoticed by the driver. Proven design, low cost, and effective performance all make the Truetrac limited slip differential the ideal choice for a wide variety of vehicles. A quality, petroleum-mineral based, GL5 rated 80W-90W gear oil should be used. Do not use friction modifiers.



## Eaton Posi

Carbon friction discs, located behind each side gear, are pre-loaded with a central spring assembly, increasing the clamp load on the carbon discs as input torque increases. This balanced design ensures that the bias torque of the differential is proportional to the input torque for smoother engagement. Features race-bred carbon friction technology, precision-forged gears, high-strength case, and superior rebuildable design. Use a petroleum gear lube with a friction modifier. A quality GL5-rated petroleum-based oil is recommended. The addition of a 4-oz. bottle of friction modifier is necessary for optimum performance.

Year / Description	Axle Shaft Dia., No. of Splines	Ring Gear Pinion Ratio	Detroit Locker	Detroit Truetrac	Eaton Posi
<b>Ford</b>					
1976-87 9" Dia., R.G.	1.50", 35	All Exc. 2.72	<b>DET187S160A</b>	—	—
1976-87 9" Dia., R.G.	1.32", 31	All Exc. 2.72	<b>DET187SL17B</b>	<b>DET913A586</b>	—
1987-12 8.8" Dia., R.G., C-Clip	1.32", 31	All	<b>DET187C145A</b>	<b>DET913A561</b>	<b>DET19588-010</b>
1983-12 8.8" Dia., R.G., C-Clip	1.20" 28	All	—	<b>DET912A562</b>	—
<b>GM</b>					
1988-05 7.5/7.6" Dia. 10-Bolt R.G., C-Clip	1.20", 28	3.23 And Up	—	<b>DET912A317</b>	—
1976-88 7.5" Dia. 10-Bolt R.G., C-Clip	1.16", 26	3.23 And Up 3.08 And Down	—	<b>DET911A319</b>	—
1965-83 8-7/8" Dia. 12-Bolt	33	4.10 And Up	—	<b>DET914A575</b>	—
1968-72 8-7/8", 12-Bolt Car	1.29", 30	3.08-3.90	—	<b>DET913A555</b>	<b>DET19554-010</b>
1989-05 8.5", 10-Bolt Car*	1.32", 30	2.73-5.13	—	<b>DET913A481</b>	<b>DET19559-010</b>
1971-89 8.5", 10-Bolt*	1.20", 28	2.73 And Up	—	—	<b>DET19557-010</b>
1975-89 7.5", 10-Bolt	1.16", 26	3.23 And Up	—	—	<b>DET19663-010</b>

\* All GM 8.5"/8.6" Eaton differentials require special bearings. For axles with small bearing bores (race OD of 2.89"), usually found on vehicles prior to 1999, bearing LM102949 and race LM102911 are required. For axles with large bearing bores (race OD of 3.06"), usually found on vehicles from 1999 to present, bearing LM603049 and race LM603012 are required.



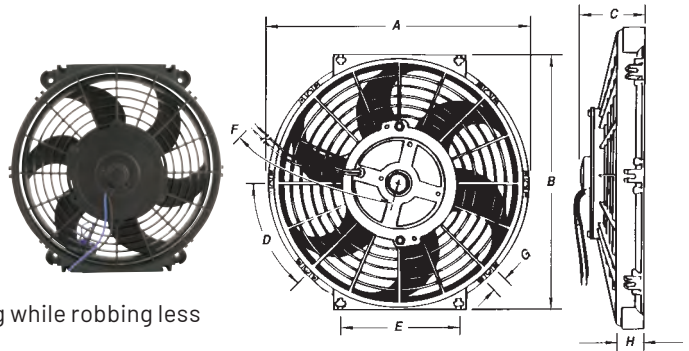




THE LEADER IN PERFORMANCE COOLING

## Tornado Electric Fans

Tornado electric fans with exclusive "Swept Wing" design are more efficient than conventional straight-blade fans, and reduce amperage draw. Outer rings reduce operating vibration and the metal rod mounting systems provide easy, reliable installation. Tornado fans can be altered to function as pullers or pushers by turning the blade over and reversing motor polarity. Replacing a standard belt-driven fan with a Tornado will improve gas mileage and reduce drag while robbing less horsepower. Mounting kit included.



Part No.	A	B	C	D	E	F	G	H	RPM	CFM	Amp Draw
DER16618	8.25"	8"	2.375"	45°	—	8"	—	1.375"	—	500	4.8
DER16619	9.625"	9.5"	2.5"	45°	—	9"	—	1.25"	—	570	5.4
DER16620	11.14"	10.60"	2.60"	45°	5.20"	19.3"	1.26"	1.57"	2700	650	5.3
DER16622	12.52"	11.50"	2.40"	45°	5.87"	17.7"	1.26"	1.42"	2100	880	8.8
DER16624	14.09"	13.54"	3.56"	45°	7.51"	16.93"	1.26"	1.61"	1750	1350	10.5
DER16626	16.69"	15.75"	4.17"	45°	8.13"	24.02"	1.26"	1.73"	1680	2175	18.4

## High-Output Extreme Curved Blade Fans

High-performance primary cooling fans have powerful, high-watt/high-torque IP68-certified motors that will last up to three times longer. All are pullers and include mounting kit and instructions.



Part No.	Description	CFM	Amp Draw
DER16109	9" High-Output Fan	625	—
DER16110	10" High-Output Fan	802	9.2
DER16112	12" High-Output Fan	1328	14.2
DER16114	14" High-Output Fan	1864	21.5
DER16116	16" High-Output Fan	2024	21.0

## High-Output Extreme Curved and Paddle Blade Fans

Designed for maximum performance at high static pressure loads for more effective cooling in puller applications.



Part No.	Description	CFM	Amp Draw
DER16105	5" High Output Fan	315	3.6
DER16918	12" High Output Fan	1350	16.0

## High-Output Single Rad Aluminum Shroud Fans

High-output 265-watt motor. Designed for maximum performance at high static pressure loads for more effective cooling. All include aluminum shroud, mounting kit, and illustrated installation instructions. Puller (engine side) applications only.



DER16818

Part No.	CFM High/Low	AMP Draw High/Low	Width	Height	Shroud Depth	Overall Depth
<b>Single Speed Fans</b>						
DER16820	2000	24.8	20"	16-3/8"	2"	2-3/4"
DER16827	2000	24.8	23-7/16"	15-7/16"	2"	2-3/4"
<b>2 Speed Fans</b>						
DER16818*	2400/1800	23.5/17.4	18"	18"	1-1/8"	3"
DER16823*	2400/1800	23.5/17.4	21"	16-3/4"	1-1/8"	3"
DER16828*	2400/1800	23.5/17.4	24"	17"	1-1/8"	3"

\* Fans require two separate turn-on sources.

## High-Output Dual Rad Molded Shroud Fans

High-output 265-watt motors, curved blades, and injection-molded shroud make these dual puller-style fans super coolers. A mounting kit and dual relay harness are included.



Part No.	CFM	RPM	AMP Draw	Width	Height	Thickness
DER16927	Dual 13" 4000	1670	50.0	26"	18"	3.19"
DER16928	Dual 13" 4000	1670	50.0	28.5"	13.82"	3.19"
DER16934	Dual 14" 4000	1670	50.0	31.62"	15.75"	3.19"

## High-Output Dual Rad Aluminum Shroud Fans

High-output 265-watt motor. Designed for maximum performance at high static pressure loads for more effective cooling. All include aluminum shroud, mounting kit, and illustrated installation instructions. Puller (engine side) applications only.



DER16836

Part No.	CFM High/Low	AMP Draw High/Low	Width	Height	Shroud Depth	Overall Depth
DER16836*	4000	24.8/24.8	26-3/8"	16"	2-3/4"	4"
DER16837*	4000	24.8/24.8	27"	18"	2-3/4"	4"
DER16838*	4000	24.8/24.8	28-1/4"	17"	2-3/4"	4"
DER16842*	4000	24.8/24.8	26"	18"	2-3/4"	4"
DER16927†	4000	24.8/24.8	26"	18"	2-3/4"	3-7/16"
DER16830†	3750	18.7/18.7	22-1/2"	19"	2-3/4"	4-1/2"
DER16831†	3750	18.7/18.7	24"	15-1/2"	2-3/4"	4-1/2"
DER16833†	3750	18.7/18.7	24"	17"	2-3/4"	4-1/2"

\* Fans require two separate turn-on sources.

† Powder-coated Steel Shroud.



THE LEADER IN PERFORMANCE COOLING

## PWM Integrated Powerpacks

The ultimate in engine temperature control. The benefits of high-output fans and the smart technology of the PWM electric fan controller all in one kit. Available with various shroud and fan sizes, including single or dual fans. Made in USA.



Part No	Width	Height	Overall Depth
<b>Single Fan</b>			
<b>A17 Powerpack - 2400 CFM @ Full Speed</b>			
DER66821	20-3/4"	17-5/8"	3"
DER66822	22-1/4"	17-5/8"	3"
<b>Dual Fan</b>			
<b>A12 Powerpack - 4000 CFM @ Full Speed</b>			
DER66838	28-1/4"	17"	4"
DER66842	26"	18"	4"
<b>A11 Powerpacks - 3750 CFM @ Full Speed</b>			
DER66830	22-1/2"	19"	4-1/2"

## PWM Fan Controllers

Pulse width modulation constantly adjusts fan speed to maintain preset desired temperature regardless of changing needs and environmental conditions. The fan control thermostats can operate multiple fans, are available with 65- or 70-amp capacity, and include multiple built-in protections. Black finned 6061 aluminum housing.



Part No.	Description
DER16795	PWM Fan Controller, 65-Amp Capacity
DER16797	PWM Fan Controller, 70-Amp Capacity

## High-Amperage Adjustable Fan Controllers

Available to control on/off functions of single and dual fan installations, Derales controllers can handle up to 35 amps per fan. Interchangeable fan probes are available in push-in radiator and 3/8"NPT threaded designs.



Part No.	Description
DER16778	Single Fan Controller, Adj. 150-240° F, Push-in Probe
DER16779	Single Fan Controller, Adj. 150-240° F, 3/8"NPT Probe
DER16788	Dual Fan Controller, Push-In Probe
DER16789	Dual Fan Controller, 3/8"NPT Probe

## Relay Wire Harness Kits

Relay harness kits have a continuous load rating of 25 amps and peak ratings of 40/60 amps to handle the initial current spike when a fan kicks first kicks on.



Part No.	Description
DER16763	40-/60-Amp Single Relay Wire Harness
DER16764	40-/60-Amp Relay
DER16765	40-/60-Amp Dual Relay Wire Harness

## Electric Fan Accessories

Hassle-free operation with no manual switch to remember. Control single or dual fan configurations. Complete wiring harness for easy installation, blade type fuse and holder.



Part No.	Description
<b>Single-Stage Controller—15 Amp</b>	
DER18735	Push-In and 3/8"NPT Thread-In Probes Preset to "On" at 180°F and "Off" at 165°F
<b>Single-Stage Controller—25 Amp</b>	
DER16735	Push-In and 3/8"NPT Thread-In Probes Preset to "On" at 180°F "Off" at 165°F
DER16738	Push-In Radiator Probe, Preset to "On" at 180°F. "Off" at 165°F
DER16739	3/8"NPT Thread-In Probe, Preset to "On" at 180°F. "Off" at 165°F
<b>Adjustable Controller—25 Amp</b>	
DER16749	3/8"NPT Thread-In Probe, Activation Range of 150° to 240°F
DER16759	Push-In Radiator Probe, Activation Range of 150° to 240°F

## Mounting Rod Kits


Mount most electric fans or transmission coolers to any radiator with one of Derales' mounting rod kits.



Part No.	Description
DER13001	Nylon, Mount Kit Includes 4 Plastic Rods, Pads, and Retainers
DER16744	Nylon Mounting Kit, Includes 4 Plastic Rods, Clips, and Pads
DER16742	Same as DER16744, Includes Lighted Toggle Switch
DER13063	Metal Mounting Kit Includes 4 Metal Brackets w/ 1/4" Hardware
DER16743	Metal Mounting Kit, Includes 4 Metal Rods, Clips, and Pads.

## Heat Sink Coolers

External and internal fins transfer heat with minimal airflow. Small enough to be mounted to a frame rail, radiator bottom or under floorboards. Single-pass (1/2" NPT female port on each end) or dual-pass (3/8" NPT female ports on one end) coolers are suited for cooling transmission fluid, fuel, engine oil, power steering, or gear lube. Clear or black anodized finish. Hardware and hose included.



Part No.	Description	Finish	Dimensions
<b>Single-Pass Coolers</b>			
DER13253	12" Trans Cooler Kit	Clear	14-1/4" x 3-1/4" x 3"
DER13254	15" Trans Cooler Kit	Clear	17-1/4" x 3-1/4" x 3"
DER13255	18" Trans Cooler Kit	Clear	20-1/4" x 3-1/4" x 3"
DER13256	24" Trans Cooler Kit	Clear	26-1/4" x 3-1/4" x 3"
DER13269	10" Trans Cooler Kit	Black	10-1/4" x 3-1/4" x 3"
DER13270	12" Trans Cooler Kit	Black	14-1/4" x 3-1/4" x 3"
DER13271	15" Trans Cooler Kit	Black	17-1/4" x 3-1/4" x 3"
DER13272	18" Trans Cooler Kit	Black	20-1/4" x 3-1/4" x 3"
DER13277	24" Trans Cooler Kit	Black	25-1/4" x 3-1/4" x 3"
<b>Dual-Pass Coolers</b>			
DER13263	12" Trans Cooler Kit	Clear	14-1/4" x 3-1/4" x 3"
DER13264	15" Trans Cooler Kit	Clear	17-1/4" x 3-1/4" x 3"
DER13265	18" Trans Cooler Kit	Clear	20-1/4" x 3-1/4" x 3"
DER13266	24" Trans Cooler Kit	Clear	26-1/4" x 3-1/4" x 3"
DER13280	12" Trans Cooler Kit	Black	14-1/4" x 3-1/4" x 3"
DER13281	15" Trans Cooler Kit	Black	17-1/4" x 3-1/4" x 3"
DER13282	18" Trans Cooler Kit	Black	20-1/4" x 3-1/4" x 3"
DER13287	24" Trans Cooler Kit	Black	25-1/4" x 3-1/4" x 3"



THE LEADER IN PERFORMANCE COOLING

## Series 9000 Plate-and-Fin Transmission Coolers and Cooler Kits

Engineered to extend transmission life, coolers feature high-flow, 1-1/4" turbulators to maximize cooling efficiency, and include 1/2" NPT female cooler ports. Coolers are constructed from furnace-brazed aluminum and are available with just the cooler, or as a kit complete with high-pressure/high-temperature hose, required fittings, and hardware.



Part No.	Rows	BTU	Dimensions
<b>Cooler Kits</b>			
DER13611	5	12,500	9-3/4" x 4-1/8" x 1-1/4"
DER13612	9	14,000	9-3/4" x 6-1/4" x 1-1/4"
DER13613	13	21,000	9-3/4" x 8-7/16" x 1-1/4"
DER13614	17	23,500	9-3/4" x 10-5/8" x 1-1/4"
<b>Cooler Only</b>			
DER33602	9	14,000	9-3/4" x 6-1/4" x 1-1/4"
DER33603	13	21,000	9-3/4" x 8-7/16" x 1-1/4"

## Transmission Pan Coolers


Cooler has corrosion-resistant black PTFE coating and unique turbulator in each air tube. Replaces stock pan and uses factory filter and pick up tube. Cool air flowing beneath vehicle will pass through the cooling tubes, extracting heat. Gasket included. Has 1/8" NPT temperature sending port and magnetic drain plug.



Part No.	Description
DER14200	GM Turbo 350
DER14201	GM Turbo 400
DER14202	GM Turbo 400 Deep Pan
DER14204	GM 700R4/4L60E
DER14207	GM 4L80E
DER14208	Ford 4R100, E40D, 5R110, 5R110W
DER14210	Dodge A618, A727, 46RW, 46RH, 47RE, 48RE

## Electra-Cool Dual Circuit Oil Cooler/Fan Assemblies

**DER15200**  
Dual-circuit reversible 10" fans move 650 CFM through coolers with -8AN inlets. Each will cool any two systems including engine, transmission, power steering, and fuel.



## 19-Row Series 10000 Stack Plate Transmission Cooler Kit

**DER13403**  
This highly efficient kit extends transmission life by preventing heat-related transmission failures while also improving shifting performance. This kit comes with a complete transmission cooler hardware kit, including -6AN aluminum fittings and hose barb adapters, to easily install onto vehicles with 5/16" transmission cooler lines.



DER13107

## Series 7000 Transmission Coolers

Silver-brazed copper tubing has aluminum fins for greater heat dissipation. Features include a 360° tube-to-fin bond, Derales' patented Turbulators for increased cooling, edge guards, and satin black powder coating. Available in five GVW ratings.

Part No.	GVW Rating	Size	Hose End
DER13101	12,000 lbs.	5"W x 12"L x 3/4"D	Push-On
DER13311	12,000 lbs.	13-1/2"W x 15-1/8"L x 3/4"D	Push-On
DER13102	14,000 lbs.	5"W x 17"L x 3/4"D	Push-On
DER13107	18,200 lbs.	12-3/4"W x 10-1/4" x 3/4"	Push-On
DER13103	18,500 lbs.	7-1/2"W x 17"L x 3/4"D	Push-On
DER13104	20,500 lbs.	10"W x 17"L x 3/4"D	Push-On
DER13318	20,500 lbs.	13-1/2"W x 12-5/8"L x 3/4"D	Push-On
DER13105	22,500 lbs.	12-1/2"W x 17"L x 3/4"D	Push-On

## Electra-Cool Remote Oil Cooler

Large-capacity 16-pass tube and fin cooler combines a copper/aluminum core with a high-flow 650 CFM 10" Tornado reversible electric fan for maximum cooling in any environment, for up to 25,000 lbs. GVW. Cooler cores have either -6AN (3/8" I.D.) or -8AN (1/2" I.D.) inlets; hose barb adapters are included if not using AN hose. Overall size 10" tall, 12-1/2" wide, and 4" thick. Cooler kits include fan, cooler core, and anodized aluminum brackets only. Complete kits also include fan control thermostat, 10' of hose, mounting hardware, and adapter fittings.



Complete Kit	Cooler Kit	Description
DER13900	DER13700	AN-6, 3/8" I.D. Inlets
DER15900	DER15800	AN-8, 1/2" I.D. Inlets

## Atomic-Cool Remote Oil Cooler

Cooler provides the largest temperature drop of any fan mounted cooler, and is rated for up to 26,500 lbs. GVW. The high-efficiency "radiator style" fin-and-plate cooler core maximizes heat dissipation and minimizes oil pressure drop, especially important on late model electronic overdrive transmissions. Cooler core has either -6AN (3/8" I.D.) or -8AN (1/2" I.D.) inlets; hose barb adapters are included if not using AN hose. Overall size 10" tall, 12-1/2" wide, and 4" thick. Cooler kits include a 400 CFM 8" diameter Tornado reversible fan, cooler core, and anodized aluminum brackets only. Complete kits also include fan control thermostat, 10' of hose, mounting hardware, and adapter fittings.



Complete Kit	Cooler Kit	Description
DER13950	-	-6AN, 3/8" I.D. Inlets
DER15950	DER15850	-8AN, 1/2" I.D. Inlets



THE LEADER IN PERFORMANCE COOLING

## Heavy-Duty Engine Oil Cooler

Modern engines run hotter and have a higher operating RPM range. As a result, the risk of oil breakdown and loss of viscosity due to the higher oil temperatures is greater. The Derales heavy-duty engine oil cooler kit assures that the engine will have an extra edge of protection against failure. Kits are supplied with 10 ft. of high-temp oil line, a thermostatically controlled sandwich adapter, and all other required hardware.



Part No.	Description
DER15502	GM 4 Cylinder/V6, Ford, Chrysler
DER15503	Chevrolet Small Block/Big Block

## Series 6000

### Aluminum Power Steering Kits

These all-aluminum coolers are a perfect addition to today's hotter running cars and trucks. They help keep underhood ambient temperatures from overheating your power steering pump, extending service life and maintaining steering feel and performance.



Part No.	Description
DER12200	1/2" Aluminum Tubing Expanded into Aluminum Cooling Fins, 11/32" Hose Barb Inlets, Hardware Kit Included
DER13213	1/2" Copper Tubing Expanded into Aluminum Cooling Fins, 11/32" Hose Barb Inlets, Extruded Plastic Cooling Fin Guards, Hardware Kit Included

## In-Line Fluid Thermostats

Thermostats have a 180°F preset turn-on temperature and the turn-off temperature is preset at 165°F. Thermostats are available in -6AN or -8AN aluminum housing and include brass hose barb fittings.



Part No.	Description
DER13021	-6AN x -6AN
DER15721	-8AN x -8AN

## In-Line Fluid Thermostats with AN Fittings

Premium series thermostats are available with 180°F and 190°F turn-on temperature settings and will turn off 15°F below turn-on temperature. Choose -6AN, -8AN, or -10AN aluminum fittings with blue anodized swivel housings.



Part No.	Description
DER35020	In-Line Fluid Thermostat, 180°F, -6AN
DER35021	In-Line Fluid Thermostat, 180°F, -8AN
DER35022	In-Line Fluid Thermostat, 180°F, -10AN
DER35025	In-Line Fluid Thermostat, 190°F, -6AN

## Dual-Circuit Fluid Coolers

Coolers use 1/2" copper tubing expanded into formed aluminum cooling fins. Coolers can cool two systems and are available with push-on or -8AN inlets. Black powder-coated finish. 13302 has (2) 11/32" and (2) 1/2" barbs.



Part No.	Description
DER13302	Dual-Circuit Oil Cooler, 4 and 6 Pass
DER15301	Dual-Circuit Oil Cooler, 8 and 8 Pass, -8AN

## Stacked Plate Cooler Kits

### DER51910

The most efficient heat exchangers currently available. Well suited for use as engine, transmission, power steering, or differential coolers. Furnace-brazed aluminum coolers feature four integrated mounting points for an easy installation and are offered with choice of -6, -8, or -10AN ports. Sold complete with required fittings.



No. Of Rows	Inlet Size	Width	Height	Depth
19	-10AN Male	13"	7-9/16"	2"

## Engine Oil Filter Relocation Kits

Oil filter relocation kits allow for oil filter to be moved to a more convenient location for faster and easier filter change and is ideal for engine swaps. Kits increase oil capacity and are available in single and dual filter mounts. Included in kits are 10' of 1/2" OEM spec hose and the filter mount uses Fram PH8A or equivalent. All hardware is included.



Part No.	Engine Thread Size	Filter Thread Size	Filter Landing	Inlet/Outlet Ports
<b>Single Mount—Ports Up</b>				
DER15717	18 x 1.5 mm	3/4"-16	2-1/2", 2-3/4"	1/2"NPT
DER15718	20 x 1.5 mm	3/4"-16	2-1/2", 2-3/4"	1/2"NPT
DER15725	22 x 1.5 mm	3/4"-16	2-1/2", 2-3/4"	1/2"NPT
DER15748	3/4"-16, 13/16"-16,	3/4"-16	2-1/2", 2-3/4"	1/2"NPT
	18 x 1.5 mm, 20 x 1.5 mm, 22 x 1.5 mm			
<b>Dual Mount—Side Ports</b>				
DER15749	3/4"-16, 13/16"-16, 18 x 1.5mm, 20 x 1.5 mm, 22 x 1.5 mm	3/4"-16	2-1/2", 2-3/4", 3-1/2"	1/2"NPT



THE LEADER IN PERFORMANCE COOLING

## Hyper Cool Remote Mount Fluid Coolers

Extend engine and transmission life! High-efficiency stacked plate cooler with 500 CFM reversible tornado electric fan provides optimum airflow. Mounts anywhere space permits.



**Cooler Assembly** - Includes complete cooler assembly, two aluminum AN fittings (-6AN, -8AN or -10AN) and two brass hose barb fittings (-6AN x 3/8" barb, -8AN x 1/2" barb, or -10AN x 1/2" barb)

**Transmission Cooler Kit** - Includes complete cooler assembly, two aluminum AN fittings (-6AN or -8AN), four brass hose barb fittings (-6AN x 3/8" barb or -8AN x 1/2" barb), 180°F in-line thermostat, 10 feet of OEM spec hose. DER13960 includes two aluminum -6AN cooler fittings, two 5/16" x 3/8" hose barb compression fittings, and two 3/8" x 3/8" compression fittings. DER15960 includes two aluminum -8AN cooler fittings, and two 1/2" x 1/2" hose barb compression fittings.

**Engine Oil Cooler Kit** - Includes complete cooler assembly, universal thermostatic sandwich adapter and adapter plate, 13/16"-16, 3/4"-16, 18mm, 20mm, & 22mm sleeve nuts, two aluminum -8AN fittings, four brass hose barb fittings, 180°F -8AN in-line thermostat, 10 feet of hose, four hose clamps, and hardware.

Cooler Assembly Part No.	Cooler Inlet Size	Trans. Cooler Kit Part No.	Engine Oil Cooler Kit Part No.	Width	Height	Depth
DER13760	-6 AN	DER13960	-	13"	10"	5-5/8"
DER15860	-8 AN	DER15960	DER15660	13"	10"	5-5/8"
DER15865	-10 AN	-	-	13"	10"	5-5/8"

## Hyper-Cool Dual Remote-Mount Coolers

This compact cooler set-up utilizes a high-performance 19-row stack platecooler with integrated turbulators, a clear anodized aluminum shroud, and two 5" waterproof/dustproof electric fans. Ideal for engine, transmission, or power steering needs. Every kit includes two male fittings, two barb fittings.



Part No.	Cooler Inlet	Width	Height	Depth	Barb Size
DER13740	-6AN	13"	7-3/8"	4-7/8"	3/8"
DER15840	-8AN	13"	7-7/16"	4-7/8"	1/2"
DER15845	-10AN	13"	7-9/16"	4-7/8"	1/2"

## Dyno-Cool Remote Coolers


Remote coolers can be installed virtually anywhere space allows to cool transmissions, power steering, or fuel. A reversible curved blade fan draws just 5.3 amps to move 350 CFM of air through silver-brazed copper tubing with aluminum fins for maximum heat dissipation. -6AN male inlets and outlets allow for easy connection. Satin black powder-coated finish.



Part No.	Description	Dimensions
DER12730	6-Pass Remote Fluid Cooler	13-5/8" x 7-5/8" x 3-5/8"
DER12732	8-Pass Remote Fluid Cooler	13-5/8" x 10-1/4" x 3-5/8"

## Engine Spin-On Adapter Kits

This spin-on adapter provides external oil lines for remote filter mounts and oil coolers. The adapter kits have a new billet-style design with a bright, polished finish.



Kit Part No.	Ports	Engine Thread Sizes	O-Ring Dia.
DER15704	1/2"NPT	18 x 1.5 mm	2-1/2", 2-3/4"
DER15705	1/2"NPT	13/16"-16	2-1/2", 2-3/4", 3-1/2"
DER15706	1/2"NPT	20 x 1.5 mm	2-1/2", 2-3/4"
DER15724	1/2"NPT	22 x 1.5 mm	2-1/2", 2-3/4"
DER15747	1/2"NPT	3/4" -16, 13/16" -16, 18 x 1.5 mm, 20 x 1.5 mm, 22 x 1.5 mm	2-1/2", 2-3/4", 3-1/2"
DER15746	1/2"NPT	3/4" -16	2-1/2", 2-3/4"

## Remote Filter Mounts Standard Series

Standard-series filter mounts allow oil filter to be remotely mounted anywhere with a three-bolt mounting plate, and is available in single or dual filter configurations. The mounts are made from high-quality aluminum.

Kit Part No.	Filter Threads	Inlet/Outlet Ports
Single Mount—Ports Up		
DER13005	3/4"-16	3/8"NPT
DER15708	3/4"-16	1/2"NPT
DER15728	13/16"-16	1/2"NPT
Single Mount—Side Ports		
DER15709	3/4"-16	1/2"NPT



DER15709

## Premium Series Remote Filter Mounts

### DER35709

The premium-series filter mounts allow oil filters to be remotely mounted anywhere with the new 180° double-mount design. A removable three-hole mounting bracket with a black powder coated finish is included.



Filter Threads	Inlet/Outlet Ports
Single Mount—Side Ports	
3/4" -16	-10AN / 7/8" -14 O-Ring

## Fuel Filter/Water Separator Kits

Eliminate contamination and water from fuel to improve engine performance and extend carburetor and fuel injector life. Elements have a burst pressure of 100 PSI and a petcock allows water to be drained off without removing the filter. Mounts are included and are available with vertical or horizontal 1/2"NPT ports.



Part No.	Description
DER13070	Single Mount, Side Ports
DER13075	Replacement Filter



THE LEADER IN PERFORMANCE COOLING

## Single Mount Universal Oil Filter Relocation Kit

### DER15780

Universal single-mount filter kit allows oil filter to be relocated to a convenient, easy-access location. Includes a high-quality, die-cast aluminum 1/2" NPT ports-up filter mount and a 1/2" NPT ports-up spin-on adapter with most everything you need for an easy installation. Filter mount uses Fram PH8A oil filter or equivalent, using a 3/4"-16 filter thread. Designed to fit most passenger vehicles on the road today with 2-1/2" to 3-1/2" oil filter landings. Spin-on adapters provide external oil lines to allow the addition of an engine oil cooler and/or remote filter mount, installing at the stock engine oil filter location. This all-new version has a billet-style look and has an ultra-bright polished appearance.



## Series 8000 Plate-and-Fin Transmission Cooler

Engineered to extend transmission life, coolers feature high-flow, 3/4" embossed turbulators to maximize cooling efficiency. Coolers are constructed from furnace-brazed aluminum and are equipped with 11/32" hose barb inlets.



Part No.	Rows	BTU	Dimensions
DER33503	18	21,000	11" x 9-1/4" x 7/8"

## High-Output Fans

Designed for maximum performance at high static pressure loads for more effective cooling in puller applications. Available in a variety of sizes and blade configurations, all are equipped with IP68-certified motors for long life, even under dusty or wet conditions.



Part No.	Description	CFM	Amp Draw
DER16105	5" High-Output Paddle Blade Fan	315	3.6
DER16108	8" High-Output Straight Blade Fan	366	—
DER16918	12" High-Output Skewed Blade Fan	1350	12.0



## Camaro/Firebird/Nova Subframe Connectors

Weld-in style subframe connectors increase stiffness by connecting the front subframe to the rear frame rails. Connectors are fabricated from 2" x 3" x .120" wall rectangular steel tubing.



Part No.	Description
DSE01010DS	1967-69 Camaro/Firebird
DSE010103DS	1970-81 Camaro/Firebird

## Subframe Connectors

### DSE010105DS

DSE weld-in subframe connectors increase chassis stiffness by connecting the front subframe to the rear frame rails. 1964 1/2-1970 Mustang.



## Subframe Connector Kit for 1979-93 Mustang

### DSE010114DS

DSE weld-in subframe connectors use 2" x 2" x 0.083" square tubing and .090" plate to increase chassis stiffness with minimal added weight. The connectors reinforce the torque box and lower link without impacting ground clearance. Includes seat mounting brackets.



## Quadralink Tow Hooks

### DSE040305DS

The tow-hooks are a direct bolt-on for all DSE QUADRALink applications. The tow-hooks come with all hardware needed for installation, they have a black zinc electroplated finish for durability, and are 100% TIG-welded for consistency and strength.





### 1968-74 X-Body Front Anti-Roll Bar

**DSE031401DS**



The larger-than-stock bar will improve cornering and reduce body roll. The bar is powder coated black and comes complete including polyurethane bushings and end links.

### Deep Wheel Tub Kit with Frame Rail Sections

**DSE040405DS**

The DSE Deep Tubs inner wheel housings accommodate wider tire and wheel packages (up to 335mm) on a 1964½-1970 Mustang.



### Deep Tubs

Deep tubs are inner wheel housings designed to accommodate wider tire and wheel packages. The Camaro/Firebird tubs are for tires as wide as 335mm and wheels up to 13" wide. Nova tubs are for up to 315mm tires and 11" wide wheels. Additional parts may be needed for installation.



Part No.	Description
<b>DSE040401DS</b>	1967-69 Camaro/Firebird
<b>DSE040402DS</b>	1968-74 Nova
<b>DSE040403DS</b>	1970-81 Camaro
<b>DSE040404DS</b>	1962-67 Chevy II

### Mini-Tub Kit

**DSE041207DS**

Less invasive than traditional wheel tubs, DSE's Mini-Tubs retain a somewhat stock appearance in the trunk area and allow clearance for modern low-profile, wider tires and wheels. Kit includes tubs, upper shock crossmembers and mounts, offset shackles, leaf springs and adjustable pads, lower shock plates, U-bolts, installation video CD and even a DSE T-shirt. Fits 1968-74 Nova, 2" Drop.



### Mini Wheel Tub Kit for 1979-93 Mustang

**DSE040406DS**


The DSE Mini Tubs inner wheel housings accommodate wider tire and wheel packages (up to 315mm) on a 1979-93 Mustang. Stamped from 18-gauge steel for a stock appearance.



### Firewall Fill Plate

**DSE010901DS**

Plate is an excellent way to smooth the passenger-side firewall when installing an aftermarket air conditioning system. 18-gauge steel unit welds-in, has rolled edge, and retains stock cowl to firewall seam. Includes instructions and is stamped with pride in the USA. Fits 1967-69 Camaro/Firebird and 1968-74 Nova.



### Clutch Master Cylinder Bracket

Mounts the GM hydraulic clutch master cylinder to the firewall of GM F-Body cars. Natural steel.



Part No.	Description
<b>DSE070430DS</b>	Bracket for 1970-81 GM F-Body

### C6 Throttle Pedal Bracket

**DSE060111DS**

A bolt-on bracket that mounts the 2005-12 C6 Corvette electronic pedal in a 1967-69 GM F-body. Black e-coat.





## QUADRALink Rear Suspension Kit for 1967-69 GM F-Body

Upgrade the stock rear leaf spring suspension on your 1967-69 Camaro/Firebird to DSE's new "Swivel-Link" fully articulated four-link setup. QUADRALink uses tuned, high-durometer rubber bushings instead of Heim joints or squeaky urethane bushings and the longer upper links provide great pinion and U-joint angles. The Panhard bar is adjustable as ride height changes for roll center control. The upper shock mount also strengthens the rear body and frame section. Includes coil-over shocks and springs.



Part No.	Description
DSE041703DS	QUADRALink Rear Suspension Kit with Base Shocks
DSE041703SDS	QUADRALink Rear Suspension Kit, 1967-69 GM F-Body with Single Adjustable Shocks

## Rear Upper Shock Mounts

### DSE040501DS

Fabricated upper shock mounts can be used for tire clearance when a car is being mini-tubbed. They will fit shocks with an eyelet-style upper mounting end and will accept a 1/2" bolt. Sold in pairs; bolts, and nuts are included.



## Offset Shackles

### DSE040901DS

Designed for 1967-81 GM F-body (Firebird/Camaro) and 1968-74 X-body, DSE's offset billet aluminum spring shackles relocate the springs inboard to provide extra tire clearance.



## 1967-69 F-Body Hd Poly Rear Shackle Kit

### DSE041501DS

Upgrade your Camaro/Firebird rear leaf spring and shackle bushings with heavy-duty polyurethane bushings. Kit includes spring eye and shackle bushings, zinc plated steel shackles, bolts, and lock nuts.



## 1967-81 Camaro Rear Leaf Springs

Engineered for popular GM F-body (Camaro/Firebird) applications. The rear leaf springs feature a 175 lb./in. spring rate and provide a lowered stance to improve handling without sacrificing ride quality. Sold per pair.

Part No.	Description
DSE040101PDS	1970-81, 2" Drop
DSE040102PDS	1967-69, 3" Drop



## Solid Body Mounts

The simple solution to eliminating flex between body and chassis subframe connections on 1967-81 Camaros/ Firebirds and 1968-74 Novas is DSE's billet aluminum body mounts. Includes CNC-machined beveled stainless steel washers; 17-4 stainless bolts are an available option. Highly recommended for maximum rigidity when installing subframe connectors. Kits include 2 radiator core mounts and four body bolts with bevel washers.



Part No.	Description
DSE010301DS	Solid Body Mounts
DSE010801DS	Stainless Steel Bolt Kit

## Windshield Washer Pump Kit

### DSE121102

Windshield washer pump kit is designed to work with DSE Selecta-Speed Wiper Kits and includes 12V washer pump, hose, and fittings.



## Steering Shaft Kit for 1978-88 G-Body/1982-92 F-Body

### DSE092519DS

Improve steering feel and underhood clearances with this 3/4" double D steering shaft kit. It eliminates the factory rag joint, using special a special vibration-reducing joint to improve responsiveness without added vibration. Natural steel.



## 24.5" Detroit Tuned Power Rack and Pinion

### DSE090221DS

Bring the feel of modern performance vehicles to street and track cars. "Detroit-Tuned" power rack-and-pinion systems are valved for increased effort and responsiveness. Built with all-new components, every rack undergoes a strict quality check and performance test. Features include an internal inner tie rod boot balance tube and polyurethane mounting bushings.







### Power Steering Hose Kit

#### DSE091302DS

Pre-crimped stainless steel fittings connect to -6AN fittings at the steering box. The -6AN fittings for GM Type II pump (9/16"-18 to -6AN pressure and 5/8"-18 to -6AN return) must be purchased separately. Kit includes 30" of hose that can be routed and cut to length at the pump end. Fits DSE subframe for 1979-2004 Ford Fox chassis.



### "Hardline" Pressure Tube with Banjo Bolt Connector

#### DSE091702DS

Designed to be neatly routed around power steering pumps with integral reservoirs, the kit has a banjo fitting to the pump, hard tubing for routing around the reservoir, and an attachment for hose at the end of the tube.



### 9" Dual Diaphragm Booster/ Master Cylinder Kit

#### DSE050105DS

Add late model brake performance and pedal feel to 1967-69 Camaros. Designed to work with any Baer brake kit, this bolt-on kit includes 9" booster, master cylinder with reservoir, and mounting bracket.



### RS Headlight Door Kit

#### DSE070424DS



Eliminate the stock factory vacuum plumbing nightmare for headlight doors on 1969 Camaro RS model and improve headlight operation with an electric headlight door kit from Detroit Speed and Engineering. The kit includes everything required for a complete installation: two electric actuators, a control module, harness, brackets, and hardware. May be used to convert non-RS Camaros to hideaway headlights.



### Electric Exhaust Cut-Out Kits

Uncork the exhaust system with the flip of a switch. Hi-tech stainless steel cut-outs are built to last and feature Dayton gear reduction motors, rack-and-pinion drive mechanisms, self-cleaning knife-edge seats for leak-proof seal, and wiring harnesses for easy installation. Kits include two cut-outs and two harnesses.



Part No.	Tube Diameter
DGHDEC250A	2-1/2"
DGHDEC300A	3"
DGHDEC250A-1	2-1/2" Single
DGHDEC300ATD	3" SS Turn Down

### Stainless Steel Y-Pipe for 1982-92 Camaro

#### DGHD901

Designed to help balance exhaust pressure for maximum low-RPM power, Doug's Y-pipe is made with 409 stainless steel and includes all needed hardware for connecting to Doug's headers and the factory or aftermarket catalytic converter. For 1982-92 Chevy Camaro equipped with a Small Block Chevy.





## Headers

Every Doug's header includes mounting hardware, collector reducers or connector pipes, premium gaskets, and detailed installation instructions. The premium gaskets are extra thick and rated up to 1,100°F, pressures to 3,700 PSI (255 bar), and have an exact port match with Doug's headers. All headers are metallic ceramic thermal barrier-coated unless otherwise noted.



Part No.	Models And Years	Engines	Footnotes	Auto		Std.		Tube Size (In.)	Collector Size (In.)	Port Shape			
				AC	P/B	P/S	Col				Flr	Col	Flr
<b>Chevy</b>													
DGHD368	Camaro 1967-69	265-400	36, 52, 92, 93	N	Y	Y	N	Y	N	Y	1-3/4	3	Same as Port
DGHD308	Camaro 1967-81	265-400	36, 61, 92, 93, 96	Y	Y	Y	N	Y	N	Y	1-5/8	3	Oval
DGHD313	Camaro 1967-74	396-502	52, 69	Y	Y	Y	N	Y	N	N	1-3/4	3	Same as Port
DGHD320	Camaro 1967-69	396-502	69, 227	Y	Y	Y	Y	Y	N	Y	2	3-1/2	Same as Port
DGHD308	Chevelle/El Camino 1964-87	265-400	36, 92, 93, 96	Y	Y	Y	N	Y	N	Y	1-5/8	3	Oval
DGHD306	Chevelle/El Camino 1968-77	396-502	5, 52, 69	Y	Y	Y	N	Y	N	Y	1-3/4	3	Same as Port
DGHD316	Chevelle 1968-74	396-502	69	Y	Y	Y	Y	Y	N	Y	1-7/8	3-1/2	Same as Port
DGHD317	Chevy II 1962-67	265-400	17, 60, 96	Y	Y	Y	Y	Y	N	N	1-3/4	3	Same as Port
DGHD368	Chevy II, Nova 1968-74	265-400	36, 92, 93	N	Y	Y	N	Y	N	Y	1-3/4	3	Same as Port
DGHD308	Chevy II, Nova 1968-79	265-400	36, 92, 93, 96	Y	Y	Y	Y	Y	N	N	1-5/8	3	Oval
DGHD306	Chevy II, Nova 1968-79	396-502	5, 52, 69	Y	Y	N	N	Y	N	Y	1-3/4	3	Same as Port
DGHD308	Monte Carlo 1970-87	265-400	36, 92, 93, 96	Y	Y	Y	Y	Y	N	N	1-5/8	3	Oval
DGHD306	Monte Carlo 1970-77	396-502	5, 69, 93	Y	Y	Y	N	Y	N	Y	1-3/4	3	Same As Port
DGHD308	Passenger Car, Wagon 1965-89	265-400	36, 92, 93, 96	Y	Y	Y	N	Y	Y	Y	1-5/8	3	Oval
DGHD306	Passenger Car, Wagon 1965-74	396-502	5, 52, 69	Y	Y	Y	N	Y	N	Y	1-3/4	3	Same as Port
<b>Dodge</b>													
DGHD452	Challenger 1970-74	426 WDG, 440	127, 215	Y	Y	Y	N	Y	N	Y	2	3-1/2	Same as Port
DGHD452	Charger 1966-72	426 WDG, 440	127, 215	Y	Y	Y	Y	Y	Y	Y	2	3-1/2	Same as Port
DGHD452	Coronet 1962-72	426 WDG, 440	127, 215	Y	Y	Y	Y	Y	Y	Y	2	3-1/2	Same as Port
DGHD452	Super Bee 1968-72	426 WDG, 440	127, 215	Y	Y	Y	Y	Y	Y	Y	2	3-1/2	Same as Port
<b>Ford</b>													
DGHD625	Fairlane 1964-73	260-302											
DGHD60YA	Ranchero 1960-65	260-302	90, 100, 126, 216	Y	Y	Y	41	41	N	N	1-5/8-2	2-1/2	Same As Port
<b>Oldsmobile</b>													
DGHD741	Cutlass 1965-75	455	93	Y	Y	Y	Y	Y	N	Y	1-3/4	3	Same as Port
<b>Plymouth</b>													
DGHD452	Barracuda 1970-74	426 WDG, 440	127, 215	Y	Y	Y	N	Y	N	Y	2	3-1/2	Same as Port
DGHD452	Belvedere 1962-72	426 WDG, 440	127, 215	Y	Y	Y	Y	Y	Y	Y	2	3-1/2	Same as Port
DGHD452	Fury 1962-72	426 WDG, 440	127, 215	Y	Y	Y	Y	Y	Y	Y	2	3-1/2	Same as Port
DGHD452	GTX 1966-72	426 WDG, 440	127, 215	Y	Y	Y	Y	Y	Y	Y	2	3-1/2	Same as Port
DGHD452	Roadrunner 1968-72	426 WDG, 440	127, 215	Y	Y	Y	Y	Y	Y	Y	2	3-1/2	Same as Port
<b>Pontiac</b>													
DGHD581	Firebird, Trans Am 1970-81	326-455	93, 132, 191	Y	Y	Y	N	Y	N	Y	1-7/8	3-1/2	Round
DGHD564	GTO/Lemans/Tempest 1964-67	326-455	93, 104, 134, 136, 191	Y	Y	Y	N	Y	N	Y	1-3/4	3	D-Port
DGHD567	GTO/Lemans/Tempest 1964-72	326-455	93, 104, 132, 134, 136, 190, 191	Y	Y	Y	N	Y	N	Y	1-7/8	3-1/2	Round
DGHD569	GTO/Ventura 1974	326-455	93	Y	Y	Y	N	Y	N	Y	1-3/4	3	D-Port
DGHD590	GTO 1968-72	326-455	93, 104	Y	Y	Y	N	Y	N	Y	1-3/4	3	D-Port

**Note:** Listed headers are legal only for off-highway use, racing use, or for use on pre-emission-controlled motor vehicles.

### Footnotes:

R	Raw Steel
B	Hi-Temp Black
5	Shorty design for maximum ground clearance.
36	Fits D-port cylinder heads including ZZ4 crate engines.
52	Will not fit Saginaw close ratio with 825 power steering box.
60	Will not fit 168-tooth flywheels or kickout aftermarket starters.
61	Does not fit 67-69 Camaro with A/C.
69	Big block frame stands and motor mounts must be used to ensure proper engine location and header fit.
90	Will not fit with C-6 transmission.
92	Will fit most angle plug heads including factory Chevrolet "Bow Tie".
93	Requires removal or modification of locking steering columns, if equipped.
96	Installation requires left Side A/C bracket part number H7608. 1979 and later vehicles with short compressors can use the stock bracket.
100	Will not fit models with air injection hoods.

104	Some factory heads do not have end bolt holes and should be drilled and tapped to ensure sealing.
126	Y indicates Tri-Y design.
127	Fits with Mopar mini-starter part number P5249644.
132	Fits Edelbrock Performer, Ram-Air, Super Duty and H.O. heads Only.
133	Does not fit with Powerglide transmission.
136	Application with scatter shield or factory bell housings with dual starter pockets must use Fram oil filter part no. PH3675 or equivalent.
190	Turbo 400 equipped applications must use shorter aftermarket modulator valve (2-3/4" long).
191	Header fits with Milodon oil pans MIL30355, MIL31660.
215	Designed for original heads. 1975 and later models may require modification to flange.
216	Will not fit new cast iron Ford Dart engine blocks.

### Aluminum Radiator for 1967-69 Mustang

#### DR340-2AL

This two-row down-flow direct-fit radiator features 1-inch tubes offering 4-row efficiency and a 5-7 pound weight savings. Includes automatic transmission cooler, and measures 20-1/4"W x 16-3/8"H x 2-5/8"D, and features passenger side inlet and outlet. Natural finish.



### 7" Round Headlight for 1964 1/2-73 Mustang

#### DRAC0DZ-13007-A

Officially licensed by Ford, these 7-inch round halogen sealed beam headlamps feature authentic Ford markings and upgraded halogen performance. This is a reproduction of a very desirable and rare version headlamp used on classic Mustangs. 50/55-watt dual-filament bulb. Sold each.



### Removable Timing Pointer for 1964 1/2-73 Mustang

#### DRAC20Z-6023-B

Black zinc-plated steel with stainless steel hardware. Fits 289, 302, and 351W engine.



### Power Steering Ram Cylinder for 1967-70 Mustang

#### DRAC3DZ-3A540-A

A concours quality reproduction of the original power steering cylinder. Black painted steel unit includes protective bellows.



### Ford Mustang Side-View Mirrors

Factory reproduction chrome side-view mirror. Includes mounting hardware.



Part No.	Description
DRAC3RZ-17696-A	1964 1/2-67, Round
DRAC7AZ-17696-A	1967-73, Square

### Ford Mustang Lower Control Arm Assembly

The direct-fit factory replacement lower control arm features the original riveted design. Complete with ball joint, bushing, grease seal, grease fitting, washer, nut and cotter key. Black and gray. Sold each.



Part No.	Description
DRAC4DZ-3078-A	1964-66 Lower Control Arm
DRAC80Z-3078-B	1968-69 Lower Control Arm

### Ford Mustang Upper Control Arm Assembly

Reproduction upper control arm assembly with greaseable control arm shaft, and greaseable riveted ball joint.



Part No.	Description
DRAC4DZ-3082-RI	1964 1/2-66, Black/Gray
DRAC7DZ-3082-RI	1967-73, Black

### 1964 1/2-73 Ford Mustang High-Performance Coil Spring Perch

#### DRAC4DZ-3388-HP

Upgraded spring perch featuring greaseable synthetic elastomer bushings and rotating spring perch.



### 1964 1/2-68 Ford Mustang Aluminum Heater Core

Direct-fit heater cores are designed for applications without factory air conditioning. Flat tank design features brazed aluminum construction for excellent thermal efficiency and durability.



Part No.	Description	Applications
DRAC5DZ-18476-AL	Driver Side Inlet/Outlet	1964 1/2-68 w/o A/C
DRAC5DZ-18476-ET	Passenger Side Inlet/Outlet, Extended Ports	1964 1/2-68 w/o A/C

### Styled Steel Wheels

Styled wheels recreate the look of the original steel wheels offered on Mustangs. 5 x 4.5" bolt pattern. Sold each.



Part No.	Description
DRAC5ZZ-1007-BR	14" x 7", 4.000" Backspace, Charcoal/Chrome
DRAC5ZZ-1007-CR	15" x 7", 4.625" Backspace, Black/Chrome

### 1964 1/2-70 Ford Mustang Monotube Shocks

Monotube gas shocks are a direct replacement for factory units. Red painted steel. Sold each.

Part No.	Description
DRAC5ZZ-18124-HP	Front
DRAC5ZZ-18125-HP	Rear



### 1964½-66 Ford Mustang Spindles

Carefully 3D scanned and modeled from original spindles that were obsoleted by Ford years ago. Forged from ASTM 5140 grade steel with a corrosion-resistant black e-coating and precision machined mounting surfaces, they feature a heat-treated, induction-hardened straight steel snout. For use with drum or disc brakes. Available for right and left sides. Sold each.



Part No.	Description
DRAC5ZZ-3105-R	Right-Hand Spindle
DRAC5ZZ-3106-L	Left-Hand Spindle

### 1964½-70 Ford Mustang Adjustable Strut Rod

#### DRAC5ZZ-3468-P

Adjustable rods provide a performance upgrade over stock units and fit on either side. Black and silver powder-coated finish. Hardware included. Sold each.



### 1964½-73 Ford Mustang Leaf Springs



High-quality spring steel units feature O.E.M. style clamps, correct "hot cupped" ends, anti-squeak pads, and come with front eye bushing installed. Available in standard and heavy-duty. Sold each.

Part No.	Description
DRAC5ZZ-5560	4-Leaf Spring Assembly
DRAC5ZZ-5560-HD	Heavy-Duty 5-Leaf Spring Assembly

### 1967-68 Ford Mustang Cowl Assembly

#### DRAC5ZZ-6502010-28


A precise EDP-coated steel reproduction of the original, with the upper and lower sections spot welded together. Late 1965 and all 1966 cars will require use of early wiper transition arms and use early style wiper bezels or modify cowl grille assembly. Sold each.



### 1965-66 Ford Mustang Rubber Floor Mat Set

#### DRAC5ZZ-6513086-BK

4-piece set is a direct-fit replacement and includes front and rear mats featuring the classic Running Horse logo, and equipped with rubber spikes on the back to keep them from sliding. Black.



### Small Block Ford Aluminum Valve Covers

#### DRAC5ZZ-6A582-A-B

Cast aluminum valve covers match stock height with improved baffling, and allow use of most roller rockers. Spark plug wire brackets and PCV grommet included. Black powder-coated crinkle-finish with "Mustang Powered by Ford" text. For 1964½-72 Mustang. Sold as pair.



### Big Block Ford Aluminum Valve Covers

#### DRAC60Z-6A582-C

Cast aluminum valve covers match stock height with low-profile baffling for improved clearance to allow use with most roller rockers. Chrome plated with "Mustang Powered by Ford" text. For 1967-73 Mustang with 390/428. Sold as pair.



### 1964½-73 Ford Mustang Exhaust Manifolds

Small Block Ford cast iron exhaust manifolds feature raised part numbers and FoMoCo logo. Hardware included. Sold in pairs.



Part No.	Description
DRAC5ZZ-9430-1-B	Original OEM-Style Reproduction
DRAC5ZZ-9430-1-DE	OEM-Style

### 1964½-68 Ford Mustang

#### Tri-Y Stainless Steel Headers

#### DRAC5ZZ-9430-SS

Made from 304 stainless steel, these Small Block Ford headers feature mandrel-bent 16-gauge pipes, 5/16" thick flanges, metal composite gaskets, 1-1/2" diameter primary tubes, 1-3/4" secondary tubes, and 2-1/2" to 2" collector/reducers. Hardware included.



### 1964½-67 Ford Mustang V8 Power Steering Conversion Kit

#### DRAC5ZZ-MS-PS-CK

Everything needed to convert a V8-powered Mustang from manual steering to power steering. Bolts to factory location. 16:1 ratio. Kit includes steering gear, steering pump, hoses, and all necessary hardware.



### Ford Mustang Turn Signal Switch

Factory reproduction for fixed column applications is a direct-fit replacement, with factory correct terminals and color-coded wiring.



Part No.	Description
<a href="#">DRAC7ZZ-13341-F</a>	1967, No-Tilt
<a href="#">DRAC9AZ-13341-B</a>	1969, No-Tilt

### 1967-73 Ford Mustang Front Lowering Springs

#### DRAC7ZZ-5310-P

Lowers front stance 1-inch. 600-lb./in. rating. Black. Sold in pairs.



### 1967 Ford Mustang Horse & Corral Grill Emblem

#### DRAC7ZZ-8213-A

Direct-fit replacement emblem features a chrome-plated, show-quality finish. Includes mounting hardware.



### 1969-70 Ford Mustang Rear Window Louver Kit

#### DRAC9ZZ-6344268-K

Complete kit includes louvers, hinges, latches, gaskets and pads.



### 1969-70 Ford Mustang Rear Spoiler

#### DRAC9ZZ-6344210-KR



Factory-correct thermoplastic polymer constructed spoiler. Includes spoiler, pedestals, pads, and mounting hardware. Concoors correct reproduction spoiler for Boss 302 and Mach 1 Mustangs.

### Deluxe 1964½-93 Mustang Car Cover

#### DRACC-2

Breathable, water-resistant cover features 3 layers, including a center layer of Aprta, to allow excellent protection from the elements. Gray.



### Carroll Shelby CS14 Wheels

Compatible with most late model, big brake systems, these stylish pinched split 5-spoke wheels have a 4.5" bolt pattern. Cast aluminum with an anodized gloss black or hyper silver finish, and featuring the Carroll Shelby logo. Center cap included.



Part No.	Size	Backspacing	Color
<a href="#">DRACCS14-215455-B</a>	20" x 11"	7.970"	Gloss Black
<a href="#">DRACCS14-215455-CP</a>	20" x 11"	7.970"	Hyper Silver
<a href="#">DRACCS14-295430-B</a>	20" x 9.5"	6.820"	Gloss Black
<a href="#">DRACCS14-295430-CP</a>	20" x 9.5"	6.820"	Hyper Silver

### Carroll Shelby CS5 Wheels

These lightweight (23.5 lbs front and 24.5 lbs rear) flow-formed wheels feature sharp, elegant lines, and are suitable for 2005 and later Mustangs using a 4.5" bolt pattern. Forged aluminum wheels are anodized in gloss black or hyper silver finish, and accented with the Carroll Shelby logo.



Part No.	Size	Backspacing	Color
<a href="#">DRACCS5-911550-B</a>	19" x 11"	7.930"	Gloss Black
<a href="#">DRACCS5-911550-CP</a>	19" x 11"	7.930"	Hyper Silver
<a href="#">DRACCS5-995534-B</a>	19" x 9.5"	6.820"	Gloss Black
<a href="#">DRACCS5-995534-CP</a>	19" x 9.5"	6.820"	Hyper Silver

### 1964½-73 Ford Mustang Magnum 500 Wheels

#### DRAD1ZZ-1007-AR

These reproduction Magnum 500 wheels create the factory look of an original steel wheel without the OE price. Chrome-plated finish with satin black inserts. Center cap sold separately.



### 1964½-66 Ford Mustang Power Brake Conversion Kit

#### DRAPBC-M1

This new master cylinder with power booster is easy to install and will add safety and improved stopping power.



### Seat Belts

Direct-fit replacement units with black nylon webbing.




Part No.	Description
DRASB-3P-BK-PBSB	1968-73, 3-Point Retractable, Vintage Push Button, Pair
DRASB-BK-H	1964½-73, Lap Belt, Mustang Emblem, Pair
DRASB-BK-PBSB	1964½-73, Lap Belt, Push Button, Each

### 1965-68 Ford Mustang Vinyl Trunk Mat

#### DRATM-FM-CPCV-65P

This direct-fit replacement trunk mat is precision cut for an exact fit. OEM-style material.



## DRIVEN RACING OIL®

### GP-1 Assembly Gel

#### JGP00778

Specialized, no-drip formula stays exactly where it is applied, delivering critical protection to wrist pins, camshafts, valvetrain components and bearings. Formulated from Pennsylvania petroleum product, lubricant safely mixes with break-in oil for added wear protection during initial start-up. Sold in 1-oz. packet.



### GP-1 Synthetic Blend High-Performance Oil

Engineered for competition or street performance applications, GP-1 is blended with genuine Pennsylvania Grade base oil, which allows it to achieve a higher Pressure-Viscosity Coefficient for superior film thickness, while also incorporating Driven's high-zinc (ZDDP) additive technology. Available in viscosities of 5W-20, 10W-30, 15W-40, and 15W-50. One-quart bottle.



Part No.	Description
JGP19206	5W-20
JGP19306	10W-30
JGP19406	15W-40
JGP19506	15W-50

### GP-1 Single-Weight Conventional Oils

High-performance motor oils combine Pennsylvania Grade base oil with Driven's high-zinc (ZDDP), low-detergent package for superior protection. One-gallon jugs.



Part No.	Description
JGP19416	40W - Formulated for Military, ORV, and Antique Vehicles
JGP19516	50W - Formulated for Supercharged and Methanol Fueled Engines



**GP-1 30 Grade Break-In Oil**

**JGP19336**

Specialty motor oil combines Pennsylvania Grade base oil with Driven's high-zinc (ZDDP), low-detergent package for superior break-in protection. Formula helps protect flat tappet, overhead, and roller cam engines during the break-in process, while additionally aiding piston ring seating. Viscosity typical of SAE 30W. One-quart bottle.



**LS30 Synthetic Street Performance Motor Oil**

**JGP02906**

A new synthetic 5W-30 street performance motor oil designed for GM LS based engines. Features a high zinc content to protect aggressive cam profiles, and the advanced synthetic formula delivers high-temperature protection. Combined, LS30 provides protection for street/strip applications that call for a 5W-30 viscosity oil. Not API certified. Catalytic converter compatible. Sold in one-quart bottles.



**FR20 Synthetic Performance Motor Oil**

**JGP03006**

A new synthetic 5W-20 performance motor oil designed for Ford modular engines. FR20 features a high zinc content to protect aggressive cam profiles, and the advanced synthetic formula delivers high-temperature protection from viscosity breakdown. Not API certified. Catalytic converter compatible. Sold in one-quart bottles.



**FR50**

**JGP04106**

FR50 provides the required viscosity for Ford Coyote oiling and variable timing systems, delivering the wear protection needed for performance camshafts. Low-volatility formula guards against oil vaporization and foaming and prevents inconsistent cam phaser system performance, especially in supercharged Ford Coyote engines. Viscosity typical of 5W-50. Sold in one-quart bottles.



**AT3 Synthetic ATF**

**JGP04706**

Full synthetic ATF designed for use where Dexron III®, Dexron II®, Mercon®, and Mercon V® fluids are specified. This ATF can also be used in manual transmissions like the T-5, T-45, and T-56, and transaxles that specify Dexron III or multi-vehicle ATF. One-quart bottle.



**Hot Rod Oil**

Joe Gibbs Driven Hot Rod Oil begins as their race formulation with critical additives that protect engines even when they're not running. Higher levels of zinc deliver proper anti-wear protection for pushrod and flat tappet engines, superior camshaft wear protection and the best characteristics of mineral oil without unwanted "saturates" that can lead to sludge and varnish. Offered in conventional or synthetic formulas. Not for use with catalytic converters. Not API certified. Sold in one-quart bottles.



Description	1-Qt. Bottle Part No.
<b>Synthetic</b>	
10W-30	JGP01506
10W-40	JGP03906
15W-50	JGP01606
<b>Conventional</b>	
10W-30	JGP02006
10W-40	JGP03806

**BR Break-In Oil**

**JGP00106**

Petroleum oil provides the right levels of zinc and phosphorus for flat-tappet engines. The additive package promotes ring seal and provides maximum protection available for cams and lifters during initial break-in. SAE 15W-50 viscosity. Not API certified. Sold in one-quart bottles.



**BR40 Break-In Oil**

**JGP03706**

The same high zinc and phosphorus formula as the original break-in oil, now in SAE10W40 viscosity. Well suited for classic muscle car, European sports car, and motorcycle engines with flat tappet and aggressive roller valve trains. Does not require additional ZDDP additives. Viscosity typical 10W40. Sold in one-quart bottles.



## BR30 Break-In Oil

JGP01806

Sharing the same formula as Joe Gibbs original break-in oil, BR30 has a 5W30 viscosity for tight clearances and/or low-temperature break-in. Equally effective in restrictor plate engines, drag race engines, and OEM rebuilds. Ring seal is excellent. Not API certified. Sold in one-quart bottles.



## GL-4 Gear Oil 80W-90

JGP04530

Conventional GL-4 80W-90 Gear Oil delivers proven oil technology to provide application-specific performance for gear boxes, transaxles, and transmissions that call for GL-4 gear oil. Utilizing high-quality base oils, it protects yellow metals and provides proper synchronization to prevent gear clashing in synchronized manual transmissions. Sold in one-quart bottles.



## STF-Synthetic TransFluid

JGP04006

STF (Synthetic Transmission Fluid) protects bearings, gears, clutches, valve, and solenoids by reducing friction, heat, and wear. Improves shifting characteristics and lowers operating temperatures. Recommended for manual transaxles and transmissions that require automatic transmission fluids, multi-viscosity or straight grade motor oils. Sold in one-quart bottles.



## Speed Clean

JGP50010

You can use this special formula to clean a car's engine and every cleaning/degreasing need in the shop. Sold in 18-ounce can.



## Brake and Parts Cleaner

JGP50020

Joe Gibbs Driven brake and parts cleaner cleans and dries quickly, leaving no residue. Sold in 18-ounce can.



## Power Steering Fluid

JGP01306

A fully synthetic formula power steering fluid. Provides improved thermal stability for less pressure drop. Offers high-temperature foaming resistance for better cooling. Sold in one-quart bottles.



## Speed Lube

JGP50090

Speed Lube is an aerosol lubricant utilizing specialized oils as a carrier to deliver extreme pressure additives to the surface that are optimized for high-speed metal-to-metal contact. Much of this chemistry comes from cutting fluid technology. Can also be used as a rust protectant for unpainted frames. Sold in 8-ounce can.



## 75W-110 Synthetic Gear Oil

JGP00630

Reduces operating temperatures by up to 15 degrees compared to other brand gear oils. Sold in one-quart bottles.



## HVL (High Viscosity Lubricant)

JGP50050

HVL is an ideal assembly lubricant, and HVL can be added to regular motor oil to increase film thickness. Provides a tenacious yet fluid lubricating film to protect reciprocating and rotating components during assembly and initial break-in. This non-foaming product mixes with oil and extends film thickness during the critical break-in process. Apply to engine bearings, piston skirts, bushings, gear drives, etc. Does not harden or cause parts to become "sticky". HVL can also be used as a chain lubricant to reduce friction but provide grease-like durability. Sold in 8-ounce bottles.



## Limited Slip Gear Oil

JGP04230

Synthetic 75W-90 limited slip gear oil reduces drag, resists foaming and maintains viscosity under extreme heat and high loads. Exceeds the performance requirements of API GL-5. Recommended for limited slip differentials. Sold in one-quart bottles.





## Race Wax

### JGP50060

Race Wax leaves a smooth, glossy finish that helps shed tire rubber and dirt. Sold in 24-ounce bottle.



## Carb Defender Fuel Additive

Specially formulated additive protects the entire fuel system against harmful ethanol corrosion, preventing costly repairs and loss of performance. Carb Defender cleans and protects the entire fuel system and intake tract. Ideal for classic vehicles that see extended periods of storage. Eight ounces treats up to 25 gallons of ethanol-based gas. 1-ounce packet treats five gallons.

8-oz. Bottle Part No.	1-oz. Packet Part No.
JGP70040	JGP70042



## Injector Defender Gasoline Fuel Additive

### JGP70048

This gasoline fuel additive is formulated to protect the entire fuel system from corrosion caused by ethanol-blended fuels and clean any deposits that have accumulated. Designed to work in all fuel-injected engines. In addition to the fuel system protection offered, this additive also provides fuel stabilization and preservation. 10-ounce bottle treats up to 25 gallons.



## Defender + Booster Fuel Additive

### JGP70056

The combination of octane booster and fuel system conditioner in one bottle makes this fuel additive from Driven Racing Oils an all-in-one product. By keeping the fuel system and combustion chambers free from corrosive deposits and increasing the fuel octane, power is restored along with the elimination of engine detonation, and fuel economy is increased. 10-ounce bottle treats up to 25 gallons.



## Assembly Grease

Completely dissolves in oil. Used to pre-lube cams and lifters. Combined with BR, it provides proven protection during break-in. Available in one-pound tub or one-ounce tube.

Part No.	Description
JGP00728	1-lb. Tub
JGP00732	1-oz. Tube



## Cooling System Protector

### JGP50030

Impurities in well water can cause rust and corrosion inside the radiator, block, water pump, and cylinder heads, leading to a loss of cooling system efficiency. Joe Gibbs Driven Cooling System Protector stops the adverse effects of hard water better than the leading brand of coolant additives. Sold in 12-ounce bottle.



## Extreme Pressure Grease

### JGP70030

A premium extreme pressure grease with excellent load carrying ability. Designed for high temperatures and high loads. Provides exceptional mechanical stability in a NLGI #2 grease. Available in 400g cartridge.



## Storage Defender Gasoline Fuel Additive

### JGP70060

Storage Defender gasoline fuel additive is to be used when vehicles are stored to prevent the damaging effects of ethanol. The special corrosion inhibitors work to counteract the damaging moisture buildup resulting for the hygroscopic characteristics of ethanol-blended fuels. The alcohol-free additive will also preserve fuel life for up to one year. The six-ounce bottle will treat up to 25 gallons of fuel.



## Storage Defender Oil Additive

### JGP70052

Storage Defender Oil additive is meant to mixed with the vehicle's oil before it is stored during the off-season to prevent corrosion and rust. Can be used with any oil to prevent rust and corrosion associated with long term storage. Great for classic cars and race cars using optimized race oils that have minimal anti-corrosion properties. The six-ounce bottle will treat up to 10 quarts of oil.



## Premium Acrylic Enamel

Acrylic enamels with high-solids formula deliver maximum coverage with ultimate protection as well as gloss and color retention. 12-ounce spray cans.

Part No.	Color
<b>SHEDA1600</b>	Black
<b>SHEDA1603</b>	Semi Gloss Black
<b>SHEDA1605</b>	Flat Black
<b>SHEDA1610</b>	Medium Grey
<b>SHEDA1630</b>	Leaf Green
<b>SHEDA1640</b>	Cherry Red
<b>SHEDA1663</b>	School Bus Yellow
<b>SHEDA1670</b>	Gloss White
<b>SHEDA1684</b>	Chrome Aluminum
<b>SHEDA1692</b>	Clear



SHEDA1640



SHEDAL1607

## Premium Lacquer

Fast-drying, premium-quality formula for quick coverage, weather resistance, and adhesion the first time. 12-ounce can.

Part No.	Color
<b>SHEDAL1607</b>	Flat Black
<b>SHEDAL1608</b>	Semi Gloss Black
<b>SHEDAL1677</b>	Gloss Black
<b>SHEDAL1679</b>	Silver Metallic
<b>SHEDAL1695</b>	Clear

## Premium Sandable Filler Primer

Fast-drying, sandable formula provides a smooth, rust-resistant base coat that improves adhesion and appearance of the top-coat. Features high-build and fast-filling characteristics. Easy to featheredge. Ideal for metal, wood, and fiberglass surfaces. 11-ounce can.

Part No.	Color
<b>SHEFP101</b>	Grey Filler Primer
<b>SHEFP102</b>	Red Oxide Filler Primer



SHEFP101

## Premium Sandable Primer Surfacer

All-purpose, fast-drying primer helps achieve top-coat uniformity. Great for smooth fill-in of surface cracks and imperfections. For use on pre-painted or unpainted surfaces. 12-ounce can.

Part No.	Color
<b>SHEDAP1689</b>	White Primer
<b>SHEDAP1692</b>	Gray Hot Rod Primer
<b>SHEDAP1694</b>	Red Oxide Primer
<b>SHEDAP1698</b>	Black Hot Rod Primer



SHEDAP1692

## Premium Self-Etching Primer

### SHEDAP1690

Etches and primes in one easy step. Can be used under all of today's automotive finishes. Perfect for spot repairs. Creates superior adhesion on most plastics, fiberglass, bare steel, aluminum, and stainless steel. 12-ounce can.



## Premium Primer Sealer

### SHEDAP1699

Gives maximum corrosion resistance and bonding of base colors. Provides a smooth, uniform surface for final coating. Ideal for metal, wood, and fiberglass. 12-ounce can.



## Rust Fix

### SHERF129

Destroys rust on contact. Sprays on clear and turns to a black metal protective coating to fight future rust from forming. 10.25-ounce can.



## Engine Enamel with Ceramic

A durable formula that resists intermittent temperatures up to 500°F. The durable ceramic resins give maximum heat dissipation and a high-gloss finish that resists oil and gas and will not blister, flake, crack, or peel. 12-ounce cans.



Part No.	Color	Part No.	Color
<b>SHEDE1601</b>	Ford Blue	<b>SHEDE1632</b>	Chrysler Industrial Red
<b>SHEDE1605</b>	Ford Red	<b>SHEDE1634</b>	GM Low Gloss Black
<b>SHEDE1606</b>	Ford Dark Blue	<b>SHEDE1635</b>	Ford Semi Gloss Black
<b>SHEDE1607</b>	Chevy Orange-Red	<b>SHEDE1636</b>	Clear
<b>SHEDE1609</b>	Chevy Blue	<b>SHEDE1638</b>	Cummins Beige
<b>SHEDE1611</b>	New Ford Grey	<b>SHEDE1640</b>	Plum Purple
<b>SHEDE1613</b>	Gloss Black	<b>SHEDE1641</b>	Grabber Green
<b>SHEDE1615</b>	Aluminum	<b>SHEDE1642</b>	Daytona Yellow
<b>SHEDE1616</b>	Pontiac Blue Metallic	<b>SHEDE1643</b>	Torque-N-Teal
<b>SHEDE1618</b>	Detroit Diesel Green	<b>SHEDE1644</b>	Hunter Green
<b>SHEDE1620</b>	Chevy Orange	<b>SHEDE1650</b>	Cast Coat Aluminum
<b>SHEDE1621</b>	Old Ford Blue	<b>SHEDE1651</b>	Cast Coat Red
<b>SHEDE1622</b>	Chrysler Orange	<b>SHEDE1652</b>	Chrysler Hemi Orange
<b>SHEDE1631</b>	Chrysler Blue	<b>SHEDE1653</b>	Red

# Dupli-Color

## Wheel Coating

Customize or restore wheel surfaces quickly and effectively. Specialized coating offers a highly reflective finish to steel, aluminum, and plastic wheels and wheel covers. Resists cracking, flaking and peeling, while protecting against heat, brake dust, and the elements. Sold in 11-ounce aerosol cans.

Part No.	Color
<b>SHEHWP100</b>	White
<b>SHEHWP101</b>	Silver
<b>SHEHWP102</b>	Graphite
<b>SHEHWP103</b>	Clear
<b>SHEHWP104</b>	Black
<b>SHEHWP105</b>	Bronze



## High-Performance Caliper Paint Kit

### SHEBCP400

Caliper Paint Kit goes on with a brush. There's no need to remove the calipers. Clean the calipers, mask with tape, and brush on color. Everything is included; cleaner, stir stick, brush, tape, and instruction book. Ceramic resins offer maximum heat dissipation. 32-ounce kit.



## Premium Acrylic Enamel Primer + Paint Semi-Gloss Black

### SHEPAE101

Prime and paint surfaces in a single step. This advanced high-solids formula bonds to a variety of surfaces while delivering excellent durability for the most demanding projects. Excellent adhesion on all metals, plastic, wood, fiberglass, masonry, and concrete. 12-ounce spray can.



## Krylon Fusion All-in-One Satin Black

### SHE2732

Krylon Fusion bonds to plastics with 5x stronger adhesion than conventional spray paints, without sanding or priming. 12-ounce spray can.



## Multipurpose Foaming Prep Spray

### SHEPS200

Specifically formulated to remove oil, wax, grease, and other contaminants from metal surfaces, Dupli-Color Prep Spray helps maximize the gloss and finish for best performance when used prior to painting. Works great on OEM finishes, fiberglass, bare metal, automotive plastics, and aluminum. 11-ounce spray can.



## High-Performance Caliper Paint

Want to dress up calipers? Add color using Dupli-Color's aerosol Caliper paint to spray a nice, even protective coating. Resistant to heat, chipping, chemicals, and brake dust. 12-ounce aerosol.

Part No.	Color
<b>SHEBCP100</b>	Red
<b>SHEBCP102</b>	Racing Black Satin
<b>SHEBCP104</b>	Blue
<b>SHEBCP200</b>	Caliper Cleaner



## Shadow Chrome-Blackout Coating

### SHESHD1000

Use this two-can system to create a black chrome effect on polished metal or chrome-plated surfaces. First, a translucent black coating is applied, creating a dark shadow effect. Next, a clear coat adds gloss, depth and protection from the elements. The Shadow coating is resistant to brake dust, road abrasion, chipping, and fading. The kit includes two 11-ounce spray cans.



## Rust Barrier

### SHERBG100

Apply directly over rusted or bare metal surfaces to seal away corrosion and provide a black abrasive- and impact-resistant, flexible rubberized finish. One-gallon bucket.



## Industrial Strength Paint Stripper

### SHEST300

Powerful solvent quickly removes paint, varnish, shellac, and lacquer from metal, glass, wood, and other hard surfaces. Not for use on plastics or fiberglass. 11-ounce spray can.



## Premium Spray-On Undercoating

### SHEUC104

Reduce road noise and protect against corrosion with this paintable black rubberized undercoating. Great for wheel wells, gas tanks, frames and supports, weld joints, floor pans, doors and quarter panels. High-output 15-ounce spray can.





A revolutionary line of sound-absorbent and heat-resistant elastomeric materials beneficial in the construction of any hot rod project.

## Dynaliner



An efficient self-adhesive thermo-acoustic foam in 1/8", 1/4", and 1/2" thicknesses to absorb sound and insulate roof, firewall, floor, quarter panels, and doors from heat.

Part No.	Description
<b>DMT11101</b>	Dynaliner 1/8", 1 Sheet, 32" x 54" (12 sq. ft.)
<b>DMT11102</b>	Dynaliner 1/4", 1 Sheet, 32" x 54" (12 sq. ft.)
<b>DMT11103</b>	Dynaliner 1/2", 1 Sheet, 32" x 54" (12 sq. ft.)

## Xtreme Dynamat

A patented, elastomeric sound deadener with a .060" thick layer of butyl and a .004" thick aluminum skin. Very high sound deadening properties. Self-adhesive.



Part No.	Description
<b>DMT10415</b>	Xtreme 2-Sheet Pak, 10" x 10"
<b>DMT10425</b>	Xtreme 1-Sheet Pak, 1 Sheet 18" x 32", (4 sq. ft.)
<b>DMT10435</b>	Extreme Door Kit, Four 12" x 36" Sheets, (12 sq. ft.)
<b>DMT10455</b>	Xtreme Bulk Pak, 9 Sheets, 18" x 32", (36 sq. ft.)
<b>DMT10465</b>	Extreme Mega Pak, Nine 24" x 48" Sheets, (72 sq. ft.)
<b>DMT19405</b>	Extreme Trunk Kit, Five 18" x 32" Sheets, (36 sq. ft.)

## Tools



Part No.	Description
<b>DMT10005</b>	Dyna-Roller, Economy Hardwood Roller
<b>DMT10007</b>	Dyna-Roller, Professional Rubber Roller

## SupEARite

Get a quiet, solid ride without adding excessive weight with SupEARite, a flexible, low-density space-age plastic bonded to an alloy skin. It actually converts noise-causing vibrations into silent energy. Use it on doors, hoods, floors, roofs, and in the trunk. 18" x 32" sheets are available in packs of 3 and 12.




Part No.	Description
<b>DMT10612</b>	SupEARite, 3-Sheet Pack
<b>DMT10648</b>	SupEARite, 12-Sheet Pack

## DynaPad

### DMT21100


A non-adhesive, four-layer composite with a 1 lb./sq. ft. vinyl barrier between two layers of 3/16" thick acoustic foam with a urethane facing. Excellent for low-frequency sound control and thermal insulation. 32" x 54" in size.



## Hoodliner

### DMT11905

Self-adhesive 3/4" thick sound soaker with an oil- and water-resistant, aluminized skin. With high-tack, pressure-sensitive adhesive, the Hoodliner is easily applied. 32" x 54" in size.



## DynaTape

### DMT13100

DynaTape is a 1-1/2" wide and 2-mil thick finishing tape for seams between sheets of Dynamat. It prevents butyl migration and adds a professionally finished appearance. Tape has a pressure-sensitive acrylic adhesive. Roll is 30 ft. long.



## DynaPlate Solid Aluminum Sound Deadener

### DMT13105

DynaPlate is a solid aluminum sound deadener that is .014" thick and weighs less than 0.2 lbs. per square foot. The self-adhesive sheets are 24" x 30" (5 sq. ft.) and packed three to a package.



## DynaDeck Heavy-Duty Vinyl Flooring

Weatherproof and waterproof carpet replacement has an embossed vinyl grain to match the textured flooring of vintage cars, Jeeps, and trucks. Will not absorb water and can be used in street rods, trucks, and vintage sports cars where durable, waterproof floor material is needed. Material is 54" wide and available in 3', 6', 9', 12', and 25' lengths.



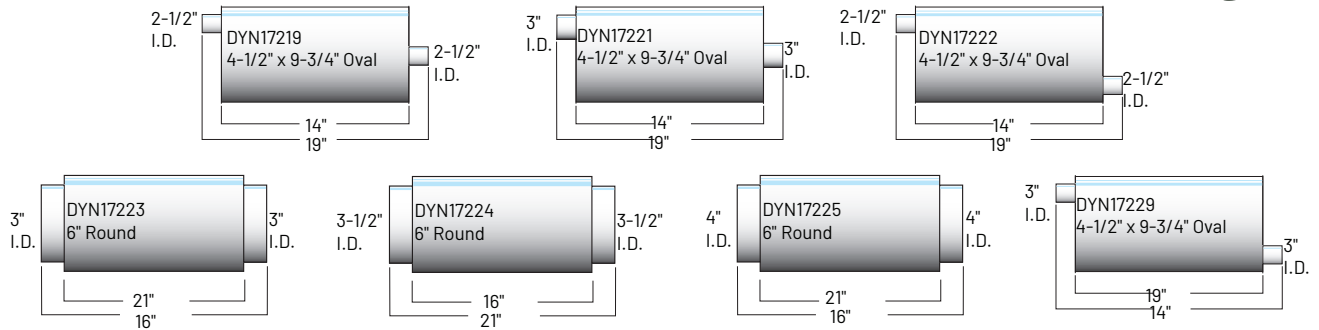
Part No.	Description
<b>DMT21203</b>	36" x 54" (13.5 sq. ft.)
<b>DMT21206</b>	72" x 54" (27 sq. ft.)
<b>DMT21209</b>	108" x 54" (40.5 sq. ft.)





## Ultra Flo Stainless Steel Muffler

Take a proven straight-through design for maximum flow and power, add continuous roving fiberglass technology (CRF) for a deep powerful tone, and house it all in a 100% stainless steel case for lifelong durability and the result is the Ultra Flo SS Muffler. Polished to a mirror-like finish, the Ultra Flo looks great and can bring any stock pickup or sport utility to life.



Part No.	Shell Diameter	Overall Length	Shell Length	Inlet Diameter	Outlet Diameter	Offset Inlet-Outlet
<b>DYN17219*</b>	4-1/2" x 9-3/4"	19"	14"	2-1/2"	2-1/2"	Side - Center
<b>DYN17221*</b>	4-1/2" x 9-3/4"	19"	14"	3"	3"	Side - Center
<b>DYN17222*</b>	4-1/2" x 9-3/4"	19"	14"	2-1/2"	2-1/2"	Side - Side
<b>DYN17223*</b>	6" Round	21"	16"	3"	3"	Center - Center
<b>DYN17224*</b>	6" Round	21"	16"	3-1/2"	3-1/2"	Center - Center
<b>DYN17225*</b>	6" Round	21"	16"	4"	4"	Center - Center
<b>DYN17229*</b>	4-1/2" x 9-3/4"	19"	14"	3"	3"	Side - Side
<b>DYN17296*</b>	6" Round	20"	16"	3"	3"	Center - Center

\* All inlet and outlet diameters listed are inside diameter.

## Super Turbo Muffler

The Super Turbo's patented flow directors channel exhaust flow and reduce backpressure for maximum power and fuel economy. Fiberglass matting delivers a mellow, true performance sound and the case and components are 100% aluminized for long life.



DYN17734

Part No.	Shell Diameter	Overall Length	Shell Length	Inlet Diameter	Outlet Diameter	Offset Inlet-Outlet
<b>DYN17676*</b>	4-1/4" x 9-3/4"	15-1/2"	14"	2-1/2"	2-1/2"	Side - Side
<b>DYN17730*</b>	4-1/4" x 9-3/4"	18-1/2"	14"	2"	2"	Side - Center
<b>DYN17731*</b>	4-1/4" x 9-3/4"	18-1/2"	14"	2-1/4"	2-1/4"	Side - Center
<b>DYN17732*</b>	4-1/4" x 9-3/4"	18-1/2"	14"	2-1/4"	2-1/4"	Side - Side
<b>DYN17733*</b>	4-1/4" x 9-3/4"	18-1/2"	14"	2-1/2"	2-1/2"	Side - Center
<b>DYN17734*</b>	4-1/4" x 9-3/4"	18-1/2"	14"	2-1/2"	2-1/2"	Side - Side
<b>DYN17739*</b>	4-1/4" x 9-3/4"	24"	19"	2-1/2"	2-1/2" (2)	Side - Dual
<b>DYN17744*</b>	4-1/4" x 9-3/4"	20"	14"	3"	3"	Side - Center
<b>DYN17747*</b>	4-1/4" x 9-3/4"	25-1/2"	20"	2-1/4"	2-1/4"	Side - Center
<b>DYN17748*</b>	4-1/4" x 9-3/4"	25-1/2"	20"	2-1/2"	2-1/2"	Side - Center
<b>DYN17749*</b>	4-1/4" x 9-3/4"	25-1/2"	20"	2-1/2"	2-1/2"	Side - Side
<b>DYN17769*</b>	5-1/2" x 11"	27"	20"	3"	3"	Side - Center
<b>DYN17793*</b>	5-1/2" x 11"	23"	16"	3"	3"	Side - Center

\* All inlet and outlet diameters listed are inside diameter.

### Thrush Aluminized Muffler

They are 100% aluminized and fully welded for long lasting performance. The two-chamber design produces a deep muscle-car tone. All mufflers have a 9-1/2" x 4" x 13" body and are 19" long overall.



Part No.	Description
DYN17655	Offset-Center, 2-1/4"
DYN17656	Offset-Center, 2-1/2"
DYN17657	Offset-Center, 3"
DYN17658	Offset-Offset, 2-1/4"
DYN17659	Offset-Offset, 2-1/2"
DYN17660	Offset-Offset, 3"
DYN17661	3.00" Center-Dual, 2-1/2"

### Thrush Hush Mufflers™

The improved tri-flow design of the Hush Thrush™ Super Turbo™ enhances flow and performance. Available in today's most popular sizes, all mufflers are reversible for maximum installation and flexibility.



Part No.	Inlet/Outlet	Shell Diameter	Overall Length	Shell Length	Inlet I.D.	Outlet I.D.
DYN17631	Side-Center	4-1/4" x 9-3/4"	18-1/2"	14"	2-1/4"	2-1/4"
DYN17633	Side-Center	4-1/4" x 9-3/4"	18-1/2"	14"	2-1/2"	2-1/2"
DYN17635	Side-Center	4-1/4" x 9-3/4"	20"	14"	3"	3"

### Thrush Turbo Mufflers

The Thrush patented "reverse-flow" design offers top performance at a reasonable price. The time-proven spun-locked head provides a leakproof seal. All Thrush Turbos are reversible and are packed with expandable bushings for maximum installation flexibility. Side inlet/center outlet.



Part No.	Shell Diameter	Overall Length	Shell Length	Inlet I.D.	Outlet I.D.
DYN17711	4-1/4" x 9-3/4"	18-1/2"	14"	2"	2"
DYN17713	4-1/4" x 9-3/4"	18-1/2"	14"	2-1/4"	2-1/4"
DYN17715	4-1/4" x 9-3/4"	18-1/2"	14"	2-1/2"	2-1/2"
DYN17718	4-1/4" x 9-3/4"	25"	20"	2-1/2"	2-1/2"

### Thrush Glasspack Mufflers

Thrush Glasspacks are packed with CRF (Continuous Roving Fiberglass) for powerful tone and long life. All glasspacks are of straight-through design for maximum power and flow.



Part No.	Overall Length	Shell Length	Inlet I.D.		
DYN24200	25"	20"	2"	2"	3-1/2"
DYN24201	25"	20"	2-1/4"	2-1/4"	3-1/2"
DYN24214	28"	23"	2-1/2"	2-1/2"	4"

### Thrush® Rattler

Single-chamber, 100% welded, aluminized steel construction. Aggressive sound with high-temp black finish.



Part No.	Overall Length	Inlet/Outlet
DYN24253	18"	2.25" / 2.25"
DYN24254	18"	2.50" / 2.50"
DYN24255	18"	3.00" / 3.00"
DYN24256	18"	4.00" / 4.00"

### Thrush® Turbo Exhaust Systems



Systems are made of 2-1/2" smooth-bend full-aluminized tubing and include all hangers, brackets, and related hardware. Thrush Turbo exhaust systems are a perfect match for DynoMax® Blackjack® and Cyclone® headers. History, horsepower, and unbeatable value - that's the Thrush advantage.

Application	Engine	Dual Kit Part No.
<b>Buick</b>		
Skylark 1964-72	265-400CH	DYN89023
Skylark 1964-72	396-454CH	DYN89023
<b>Chevrolet</b>		
Camaro* 1967-74	265-400	DYN89021†
Camaro* 1967-74	396-454	DYN89021†
Chevelle 1964-72	265-400	DYN89023
Chevelle 1964-72	396-454	DYN89023
Malibu 1964-67	265-400	DYN89023
Malibu 1967-64	396-454	DYN89023
Monte Carlo 1970-72	265-400	DYN89023
Monte Carlo 1970-72	396-454	DYN89023
Nova 1967-74	265-400	DYN89021†
Nova 1967-74	396-454	DYN89021†
<b>Oldsmobile</b>		
Cutlass 1965-72	350-455OL	DYN89023
Cutlass 1964-72	265-400CH	DYN89023
Cutlass 1964-72	396-454CH	DYN89023
<b>Pontiac</b>		
Firebird* 1970-74	326-455PO	DYN89021†
Firebird* 1967-74	265-400CH	DYN89021†
Firebird* 1967-74	396-454CH	DYN89021†
GTO, LeMans, Tempest 1964-72	265-400CH	DYN89023
GTO, LeMans, Tempest 1964-72	396-454CH	DYN89023

\* Except Convertible † Duals with single transverse muffler.

### Slant Cut Stainless Steel Tips

Made of 304 mirror polished stainless steel with an embossed DynoMax logo. Easy to install, clamp-on design, with a stainless steel band clamp included. Sold individually.



Part No.	Type	Inlet ID	Outlet OD	Length
DYN36484	Single Wall	2.5"	4.0"	6.0"
DYN36505	Double Wall	3.0"	4.0"	6.0"
DYN36506	Single Wall	3.0"	4.0"	9.0"
DYN36486	Single Wall	2.5"	3.0"	12.0"
DYN36488	Single Wall	2.5"	4.0"	12.0"
DYN36473	Double Wall	2.5"	4.0"	12.0"
DYN36474	Single Wall	3.0"	4.0"	12.0"



### I.D. - O.D. 45° Elbows

Part No.	Tube O.D.	Radius
Aluminized Steel - 16 Gauge		
<b>DYN42760*</b>	3"	6"

\* Mandrel bent



### Mandrel J-Bends

Part No.	Tube O.D.	Radius Size
T-409 Stainless Steel - 16 Gauge		
<b>DYN42426</b>	2"	3"
<b>DYN42432</b>	2-1/2"	4-1/4"
Aluminized Steel - 16 Gauge		
<b>DYN42310</b>	2"	3-1/2"
<b>DYN42392</b>	2-1/2"	3-1/2"



### O.D. - O.D. 45° Elbows

Part No.	Tube O.D.	Radius
Aluminized Steel - 16 Gauge		
<b>DYN41428*</b>	3"	6"

\* Mandrel bent



### Mandrel U-Bends

Part No.	Tube O.D.	Radius Size
Aluminized Steel - 16 Gauge		
<b>DYN42394</b>	2-1/4"	6"
<b>DYN42323</b>	3"	5"



### O.D. - Turn Downs

Part No.	Diameter	Length
Aluminized Steel - 16 Gauge		
<b>DYN41094</b>	2-1/2"	10"



### I.D. - O.D. 90° Elbows

Part No.	Tube O.D.	Radius
Aluminized Steel - 16 Gauge		
<b>DYN41001</b>	2"	4"
<b>DYN41002</b>	2-1/2"	4"



### Universal Aluminized X-Pipe

Part No.	Description
<b>DYN88327</b>	2-1/2" O.D.



### O.D. - O.D. 90° Elbows

Part No.	Tube O.D.	Radius
Aluminized Steel - 16 Gauge		
<b>DYN41432*</b>	2-1/2"	5"

\* Mandrel bent



### Clamps



Size	Stainless Steel U-Clamps	Stainless Steel Band Clamps	AccusealTM 430 Bright Stainless Steel	DynoMax® MEGA Clamps Lap Joint Stainless Connects O.D. to I.D. Pipes	DynoMax® MEGA Clamps Butt Joint Stainless Connects O.D. to O.D. or I.D. to I.D. Pipes
2-1/4"	-	<b>DYN35621</b>	<b>DYN36437</b>	-	<b>DYN33229</b>
2-1/2"	<b>DYN32218</b>	<b>DYN35979</b>	<b>DYN36438</b>	<b>DYN33226</b>	<b>DYN33240</b>
2-3/4"	-	-	-	<b>DYN33227</b>	<b>DYN33241</b>
3"	<b>DYN32219</b>	<b>DYN35978</b>	-	<b>DYN33272</b>	<b>DYN33278</b>
3-1/2"	-	-	-	<b>DYN33273</b>	<b>DYN33279</b>

### Ultra Flo Muffler

#### **DYN17221**

Ultra Flo stainless steel performance mufflers feature 100% welded construction for lifelong durability. The unrestricted, straight-through design offers proven flow up to 2000 SCFM and supports up to 2,000 HP. The patented CRF Technology absorbs unwanted interior noise.





## Pro-Kits

The Eibach Pro-Kit dramatically improves a vehicle's performance and appearance. Often inherent from the factory, or the result of performance wheels and tires, a huge fender-well gap will give a "lifted" look. The Pro-Kit reduces the fender gap for a lower, sportier stance. Pro-Kits offer aggressive good looks and enhanced vehicle handling without compromising safety or ride quality. Black powder-coated finish.



Model	Year	Pro-Kit	Front	Rear
<b>Chevrolet</b>				
Camaro and Z-28, V8 Exc. Convertible	1982-92	<b>EIB3801.140</b>	1.0"†	1.0"
<b>Ford</b>				
Mustang and Cobra 5.0 V8, Exc. Convertible	1979-93	<b>EIB3510.140</b>	1.2"	1.0"
<b>Mercury</b>				
Capri, 4 Cyl.	1979-86	<b>EIB3518.140</b>	1.2"	1.0"
Capri, V8	1979-86	<b>EIB3510.140</b>	1.2"	1.0"
<b>Pontiac</b>				
Firebird and Trans Am, V8, Incl. Convertible	1982-92	<b>EIB3801.140</b>	1.0"†	1.0"

† Varies by engine size and/or model.

## Sportline Kits

The Eibach Sportline Kit provide a more aggressive-looking lowered stance than the Pro-Kits, for a lower center of gravity and improved handling. Red powder-coated finish.

Model	Year	Pro-Kit	Front	Rear
<b>Chevrolet</b>				
Camaro and Z-28, V8 exc. Convertible	1982-92	<b>EIB4.0138</b>	1.6"	1.3"
<b>Ford</b>				
Mustang and Cobra V8, exc. Convertible	1979-2004	<b>EIB4.1035</b>	1.7" †	1.5"
<b>Pontiac</b>				
Firebird and Trans Am, V8, exc. Convertible	1982-92	<b>EIB4.0138</b>	1.6"	1.3"

† Varies by engine size and/or model.



## Pro-Lite 350 Hose

Pro-Lite 350 Racing Hose is designed for use with Earl's Swivel-Seal or Auto-Crimp hose ends. Hose is ultra lightweight, yet delivers superior durability and resistance to high temperatures. Provides savings up to 30 pounds when replacing the braided steel oil, fuel, and coolant hoses on a race car using a dry sump type engine. Manufactured with an abrasion-resistant nylon sheathing, bonded to the textile inner braid embedded in the synthetic rubber liner.



Hose Size	I.D.	O.D.	Max. Oper. Pressure	Burst Pressure	Min. Bend Radius	3 Ft. Part No.	6 Ft. Part No.	10 Ft. Part No.	20 Ft. Part No.
-4	.22"	.44"	350	1400	2.00"	<b>EAR350304ERL</b>	<b>EAR350604ERL</b>	<b>EAR351004ERL</b>	<b>EAR352004ERL</b>
-6	.35"	.55"	350	1400	2.25"	<b>EAR350306ERL</b>	<b>EAR350606ERL</b>	<b>EAR351006ERL</b>	<b>EAR352006ERL</b>
-8	.44"	.65"	350	1400	3.50"	<b>EAR350308ERL</b>	<b>EAR350608ERL</b>	<b>EAR351008ERL</b>	<b>EAR352008ERL</b>
-10	.57"	.80"	350	1400	4.00"	<b>EAR350310ERL</b>	<b>EAR350610ERL</b>	<b>EAR351010ERL</b>	<b>EAR352010ERL</b>
-12	.69"	.94"	350	1400	4.50"	<b>EAR350312ERL</b>	<b>EAR350612ERL</b>	<b>EAR351012ERL</b>	<b>EAR352012ERL</b>
-16	.88"	1.16"	300	1200	5.50"	<b>EAR350316ERL</b>	<b>EAR350616ERL</b>	<b>EAR351016ERL</b>	<b>EAR352016ERL</b>



### Ano-Tuff Swivel-Seal Hose Ends

Ano-Tuff hose-ends are made from hard anodized aluminum offer exceptional resistance to wear and corrosion. Hose ends have a bright, black anodized finish and are compatible with Perform-O-Flex, Auto-Flex, and Pro-Lite 350 hose.



Hose Size	Straight	45° Low Profile	45° Tube	90° Low Profile	90° Tube	120° Tube	180° Tube
-6	EARAT800106ERL	EARAT804506ERL	EARAT804606ERL	EARAT809006ERL	EARAT809106ERL	EARAT812006ERL	EARAT818006ERL
-8	EARAT800108ERL	EARAT804508ERL	EARAT804608ERL	EARAT809008ERL	EARAT809108ERL	EARAT812008ERL	EARAT818008ERL
-10	EARAT800110ERL	EARAT804510ERL	EARAT804610ERL	EARAT809010ERL	EARAT809110ERL	EARAT812010ERL	EARAT818010ERL
-12	EARAT800112ERL	EARAT804512ERL	EARAT804612ERL	EARAT809012ERL	EARAT809112ERL	EARAT812012ERL	EARAT818012ERL
-16	EARAT800116ERL	-	EARAT804616ERL	EARAT809016ERL	EARAT809116ERL	-	-

### Swivel-Seal™ Aluminum Hose Ends


Swivel-Seal hose ends may be used with Perform-O-Flex, Pro-Lite 350, Auto-Flex, or Ruff-Stuff stainless braided hoses. The Swivel-Seal has a cutter-style end, used for over forty years in the aerospace industry, and twenty years in automotive competition. During assembly of cutter-style fittings, the end cuts into the hose, creating a tight, leakproof seal.



Hose Size	Straight	30° Tube	45° Low Profile	45° Tube	60° Tube	90° Low Profile	90° Tube	120° Tube	150° Tube	180° Tube
-6	EAR800106ERL	EAR803106ERL	EAR804506ERL	EAR804606ERL	EAR806106ERL	EAR809006ERL	EAR809106ERL	EAR812006ERL	EAR815006ERL	EAR818006ERL
-8	EAR800108ERL	EAR803108ERL	EAR804508ERL	EAR804608ERL	EAR806108ERL	EAR809008ERL	EAR809108ERL	EAR812008ERL	EAR815008ERL	EAR818008ERL
-10	EAR800110ERL	-	EAR804510ERL	EAR804610ERL	EAR806110ERL	EAR809010ERL	EAR809110ERL	EAR812010ERL	EAR815010ERL	EAR818010ERL
-12	EAR800112ERL	EAR803112ERL	EAR804512ERL	EAR804612ERL	EAR806112ERL	EAR809012ERL	EAR809112ERL	EAR812012ERL	EAR815012ERL	EAR818012ERL
-16	EAR800116ERL	-	EAR804516ERL	EAR804616ERL	-	EAR809016ERL	EAR809116ERL	EAR812016ERL	EAR815016ERL	EAR818016ERL

### Swivel-Seal™ Male Threaded Hose Ends


Swivel-Seal hose ends thread directly into a female port without adapters. The coupler may be rotated independently of the hose end, allowing the coupler to be threaded into the port while the hose and hose end are held stationary.



Male Thread Size	Use Hose Size	Straight Part No.	45° Part No.	90° Part No.
1/8"NPT	-6	EAR820162ERL	-	-
1/4"NPT	-6	EAR820106ERL	EAR824506ERL	EAR829006ERL
3/8"NPT	-6	EAR820166ERL	EAR824566ERL	EAR829066ERL
3/8"NPT	-8	EAR820108ERL	-	EAR829008ERL
1/2"NPT	-8	EAR820188ERL	-	EAR829088ERL

### Auto-Fit™ Aluminum Hose Ends

Earl's Auto-Fit hose ends with nipple ends have the reliability and appearance of Swivel-Seal ends, but are easier to assemble, and less expensive. During assembly, the barbed nipple is pushed into the hose, securing hose between the nipple and socket, providing a tight, secure seal.



Size	Straight	45° Tube	90° Tube	180° Tube
-4	EAR300104ERL	EAR304604ERL	EAR309104ERL	-
-6	EAR300106ERL	EAR304606ERL	EAR309106ERL	EAR318006ERL
-8	EAR300108ERL	EAR304608ERL	EAR309108ERL	-
-10	EAR300110ERL	EAR304610ERL	EAR309110ERL	-
-12	EAR300112ERL	EAR304612ERL	EAR309112ERL	-
-16	EAR300116ERL	-	EAR309116ERL	EAR318016ERL
-20	-	EAR304620ERL	EAR309120ERL	-



## Auto-Mate Hose Ends

Auto-Mate hose ends are offered in traditional blue anodized or black Ano-Tuff hard anodized aluminum. Hose ends are compatible with Auto-Flex or Perform-O-Flex stainless steel braid protected hoses and allow the installation of professional, reliable plumbing at an economical price. Requires auto crimp collars listed below.


	Blue Anodized Part No.	Ano-Tuff Part No.	Hose End	Adapter Size	Hose Size
Straight	EAR700106ERL	EARAT700106ERL	-6	-6	-6
	EAR700108ERL	EARAT700108ERL	-8	-8	-8
	EAR700110ERL	EARAT700110ERL	-10	-10	-10
	EAR700112ERL	EARAT700112ERL	-12	-12	-12
45°	EAR704606ERL	EARAT704606ERL	-6	-6	-6
	EAR704608ERL	EARAT704608ERL	-8	-8	-8
	-	EARAT704610ERL	-10	-10	-10
	EAR704612ERL	EARAT704612ERL	-12	-12	-12
90°	EAR709106ERL	EARAT709106ERL	-6	-6	-6
	EAR709108ERL	EARAT709108ERL	-8	-8	-8
	EAR709110ERL	EARAT709110ERL	-10	-10	-10
	EAR709112ERL	EARAT709112ERL	-12	-12	-12



## Aluminum Tubing Adapters

Adapt AN fittings to aluminum tubing.

Part No.	AN Size	Tube Size
EAR165056ERL	-6 Male	5/16"
EAR165006ERL	-6 Male	3/8"
EAR165156ERL	-6 Female	5/16"
EAR165106ERL	-6 Female	3/8"
EAR165108ERL	-8 Female	1/2"



## Auto Crimp Collars

Required for use with the above Auto-Mate hose ends. Sold individually.


Part No.	Hose End	Hose Size
EAR798043ERL	-4	-4
EAR798063ERL	-6	-6
EAR798083ERL	-8	-8
EAR798103ERL	-10	-10
EAR798163ERL	-16	-16



## Super Stock Hose

Earl's Super Stock hose is a blue, high-quality synthetic rubber hose reinforced with an internal braided fabric sheath. For use with Earl's Super Stock hose ends only. Super Stock hose is rated at 250 PSI and 250°F and is an excellent replacement for original equipment applications. Should not be used with brake fluid. On applications where maximum temperature range is expected, compression of the Super Stock collar is required.


Hose Size	I.D.	O.D.	Max. Oper. Pressure	Min. Bend Radius	10 Ft. Length Part No.	20 Ft. Length Part No.
-6	3/8"	5/8"	250	3"	EAR791006ERL	EAR792006ERL
-8	1/2"	3/4"	250	5"	EAR791008ERL	EAR792008ERL
-10	5/8"	15/16"	250	6"	EAR791010ERL	EAR792010ERL



## Super Stock Hose Ends

Super Stock hose ends are an attractive, lightweight direct replacement for the brass push-lock type. Fittings are machined from aluminum alloy and anodized in red and blue, available in many configurations. Use Super Stock hose ends with Earl's Super Stock hose (not intended for use with stainless braid protected hoses). Hose ends are a favorite with professional racers and in limited production stock applications. End collars may be compressed.

Part No.	AN Fitting Size	Hose Size.	Hose Dia. (in.)
Straight			
EAR700167ERL	-6	-6	3/8"
EAR700109ERL	-8	-8	1/2"
EAR700111ERL	-10	-10	5/8"
	-12	-12	3/4"
45°			
EAR704667ERL	-6	-6	3/8"
EAR704609ERL	-8	-8	1/2"
EAR704611ERL	-10	-10	5/8"
90°			
EAR709167ERL	-6	-6	3/8"
EAR709109ERL	-8	-8	1/2"
EAR709111ERL	-10	-10	5/8"



## Aluminum AN to AN Adapters

### Union Male

Alum. Part No.	Ano-Tuff Part No.	Fitting Size
EAR981503ERL	—	-3
EAR981504ERL	EARAT981504ERL	-4
EAR981506ERL	EARAT981506ERL	-6
EAR981508ERL	EARAT981508ERL	-8
EAR981510ERL	EARAT981510ERL	-10
EAR981512ERL	EARAT981512ERL	-12
EAR981516ERL	EARAT981516ERL	-16



### Union Reducer

Large Fitting	Small Fitting	Std. Part No.	Ano-Tuff Part No.
-4	-3	EAR991902ERL	EARAT991902ERL
-6	-4	EAR991906ERL	—
-6	-5	EAR991907ERL	EARAT991907ERL
-8	-6	EAR991912ERL	EARAT991912ERL
-10	-6	EAR991914ERL	EARAT991914ERL
-10	-8	EAR991915ERL	EARAT991915ERL
-12	-6	EAR991918ERL	—
-12	-8	EAR991919ERL	EARAT991919ERL
-12	-10	EAR991920ERL	—
-16	-10	—	EARAT991922ERL
-16	-12	EAR991923ERL	—



### Flare Reducers

Female Fitting	Male Fitting	Std. Part No.	Ano-Tuff Part No.
-6	-4	EAR9892064ERL	EARAT9892064ERL
-8	-4	EAR9892084ERL	EARAT9892084ERL
-8	-6	EAR9892086ERL	EARAT9892086ERL
-10	-4	—	EARAT9892104ERL
-10	-6	EAR9892106ERL	EARAT9892106ERL
-10	-8	EAR9892108ERL	EARAT9892108ERL
-12	-6	EAR9892126ERL	EARAT9892126ERL
-12	-8	EAR9892128ERL	EARAT9892128ERL
-12	-10	EAR9892120ERL	EARAT9892120ERL
-16	-12	EAR9892162ERL	EARAT9892162ERL



### AN Reducer, O-Ring

Part No.	Female Fitting	Male Fitting
EAR989443ERL	-4	-3
EAR989464ERL	-6	-4
EAR989486ERL	-8	-6
EAR989404ERL	-10	-8
—	-12	-8
EAR989410ERL	-12	-10
EAR989411ERL	-16	-12



### Tee

Hose End	Std. Part No.	Ano-Tuff Part No.
-3	EAR982403ERL*	—
-3	EAR982403ERL	EARAT982403ERL
-4	EAR982404ERL	EARAT982404ERL
-6	EAR982406ERL	EARAT982406ERL
-8	EAR982408ERL	EARAT982408ERL
-10	—	EARAT982410ERL



\* Steel Part

### 90° Elbow

Part No.	Fitting Size
EAR982106ERL	-6
EAR982108ERL	-8
EAR982110ERL	-10



### Port Adapters (O-Ring Seal)

Available in traditional blue anodized aluminum or Ano-Tuff, black hard anodized aluminum finishes. An O-ring is included.

Standard Part No.	Ano-Tuff Part No.	AN Size	Port Thread
EAR985064ERL	EARAT985064ERL	-6	-4
EAR985006ERL	EARAT985006ERL	-6	-6
EAR985068ERL	EARAT985068ERL	-6	-8
EAR985086ERL	EARAT985086ERL	-8	-6
EAR985008ERL	EARAT985008ERL	-8	-8
EAR985081ERL	EARAT985081ERL	-8	-10
EAR985009ERL	EARAT985009ERL	-10	-8
EAR985010ERL	EARAT985010ERL	-10	-10
EAR985011ERL	EARAT985011ERL	-10	-12
EAR985013ERL	EARAT985013ERL	-12	-10
EAR985012ERL	EARAT985012ERL	-12	-12



### Straight Bulkhead

Fitting Size	Standard Part No.	Ano-Tuff Part No.
-3	EAR963203ERL*	—
-3	EAR983203ERL	EARAT983203ERL
-4	EAR983204ERL	EARAT983204ERL
-6	EAR983206ERL	EARAT983206ERL
-8	EAR983208ERL	EARAT983208ERL
-10	EAR983210ERL	EARAT983210ERL
-12	EAR983212ERL	EARAT983212ERL
-16	EAR983216ERL	EARAT983216ERL

\* Steel Part



### 45° Bulkhead

Fitting Size	Standard Part No.	Ano-Tuff Part No.
-3	EAR983703ERL	EARAT983703ERL
-4	—	EARAT983704ERL
-6	—	EARAT983706ERL
-8	EAR983708ERL	EARAT983708ERL
-10	EAR983710ERL	EARAT983710ERL
-12	EAR983712ERL	EARAT983712ERL



### 90° Bulkhead

Part No.	Fitting Size	Part No.	Fitting Size
EAR963303ERL	-3	EAR983308ERL	-8
EAR983303ERL	-3	EAR983310ERL	-10
EAR983304ERL	-4	EAR983312ERL	-12
EAR983306ERL	-6	—	—



### Bulkhead Tee

Fitting Size	Standard Part No.	Ano-Tuff Part No.
-3	EAR963403ERL*	—
-3	EAR983403ERL	EARAT983403ERL
-4	EAR983404ERL	—
-6	EAR983406ERL	—

\* Steel Part




### Bulkhead Tee on Run

Part No.	Fitting Size
EAR980403ERL	-3



### Bulkhead Nut

Fitting Size	Quantity Per Pkg.	Standard Part No.	Ano-Tuff Part No.
-3	2	EAR502403ERL*	-
-3	2	EAR592403ERL	EARAT592403ERL
-4	2	EAR502404ERL*	-
-4	2	EAR592404ERL	EARAT592404ERL
-6	2	EAR592406ERL	EARAT592406ERL
-8	1	EAR992408ERL	EARAT992408ERL
-10	1	EAR992410ERL	EARAT992410ERL
-12	1	EAR992412ERL	EARAT992412ERL
-16	1	EAR992416ERL	EARAT992416ERL



\* Steel Part

### Straight Female AN Swivel Coupling

Hose End Size	Standard Part No.	Ano-Tuff Part No.
-3	EAR915103ERL	EARAT915103ERL
-4	EAR915104ERL	EARAT915104ERL
-6	EAR915106ERL	EARAT915106ERL
-8, -6	EAR915186ERL	EARAT915186ERL
-8	EAR915108ERL	EARAT915108ERL
-10	EAR915110ERL	EARAT915110ERL
-12	EAR915112ERL	EARAT915112ERL
-16	EAR915116ERL	EARAT915116ERL



### 45° Female AN Swivel to Female AN Swivel


Hose End	Std. Low-Profile Part No.	Ano-Tuff Low Profile Part No.	Std. Tube Part No.	Ano-Tuff Tube Part No.
-4	-	-	-	EARAT939204ERL
-6	EAR939106ERL	EARAT939106ERL	-	EARAT939206ERL
-8	-	EARAT939108ERL	EAR939208ERL	EARAT939208ERL
-10	-	EARAT939110ERL	-	EARAT939210ERL
-12	-	EARAT939112ERL	-	-



Tube Low Profile

### 90° Female AN Swivel to Female AN Swivel

Hose End	Std. Low-Profile Part No.	Ano-Tuff Low Profile Part No.	Std. Tube Part No.	Ano-Tuff Tube Part No.
-3	-	EARAT934103ERL	-	-
-4	EAR934104ERL	EARAT934104ERL	-	-
-6	EAR934106ERL	EARAT934106ERL	EAR935106ERL	EARAT935106ERL
-8	EAR934108ERL	EARAT934108ERL	EAR935108ERL	EARAT935108ERL
-10	EAR934110ERL	EARAT934110ERL	EAR935110ERL	EARAT935110ERL
-12	-	EARAT934112ERL	EAR935112ERL	EARAT935112ERL
-16	-	EARAT934116ERL	EAR935116ERL	EARAT935116ERL



Low Profile Tube

### AN Tee Female Swivel on Side

Hose End Size	Standard Part No.	Ano-Tuff Part No.
-3	EAR925103ERL	EARAT925103ERL
-4	EAR925104ERL	EARAT925104ERL
-6	EAR925106ERL	EARAT925106ERL
-8	EAR925108ERL	EARAT925108ERL
-10	-	EARAT925110ERL
-12	-	EARAT925112ERL



### AN Tee Female Swivel on Run

Hose End	Std. Part No.	Ano-Tuff Part No.
-3	EAR926103ERL	EARAT926103ERL
-4	EAR926104ERL	EARAT926104ERL
-6	EAR926106ERL	EARAT926106ERL
-8	EAR926108ERL	EARAT926108ERL
-10	EAR926110ERL	EARAT926110ERL
-12	-	EARAT926112ERL



### AN Female Swivel to Male AN

Hose End	Std. 90° Part No.	Ano-Tuff 90° Part No.	Std. 45° Part No.	Ano-Tuff 45° Part No.
-3	EAR921103ERL	EARAT921103ERL	EAR924103ERL	EARAT924103ERL
-4	EAR921104ERL	EARAT921104ERL	EAR924104ERL	EARAT924104ERL
-6	EAR921106ERL	EARAT921106ERL	EAR924106ERL	EARAT924106ERL
-8	EAR921108ERL	EARAT921108ERL	EAR924108ERL	EARAT924108ERL
-10	EAR921110ERL	EARAT921110ERL	EAR924110ERL	EARAT924110ERL
-12	EAR921112ERL	EARAT921112ERL	EAR924112ERL	EARAT924112ERL



### Tube Nut

Std. Part No.	Fitting Size	Tube Size	Qty. Per Pkg.
EAR561803ERL*	-3	3/16"	2
EAR581803ERL	-3	3/16"	2
EAR581804ERL	-4	1/4"	2
EAR581806ERL	-6	3/8"	2
EAR981808ERL	-8	1/2"	1
EAR981810ERL	-10	5/8"	1



\* Steel Part/Tube Sleeve

Part No.	Qty. Per Pkg.	Fitting Size	Tube Size
EAR561903ERL*	2	-3	3/16"
EAR581903ERL	2	-3	3/16"
EAR581904ERL	2	-4	1/4"
EAR581906ERL	2	-6	3/8"
EAR981908ERL	1	-8	1/2"
EAR981910ERL	1	-10	5/8"



\* Steel Part

### Caps and Plugs

Fitting	Qty. Per Pkg.	Std. Part No.	Ano-Tuff Part No.
<b>AN Caps</b>			
-3	2	EAR592903ERL	EARAT592903ERL
-4	2	EAR592904ERL	EARAT592904ERL
-6	2	EAR592906ERL	EARAT592906ERL
-8	1	EAR992908ERL	EARAT992908ERL
-10	1	EAR992910ERL	EARAT992910ERL
-12	1	EAR992912ERL	EARAT992912ERL
-16	1	EAR992916ERL	EARAT992916ERL
<b>AN Plugs</b>			
-3	2	EAR580603ERL	EARAT580603ERL
-4	2	EAR580604ERL	EARAT580604ERL
-6	2	EAR580606ERL	EARAT580606ERL
-8	1	EAR980608ERL	EARAT980608ERL
-12	1	EAR980612ERL	EARAT980612ERL
-16	1	EAR980616ERL	-



### Port Plug with O-Ring

Fitting	Qty. Per Pkg.	Std. Part No.	Ano-Tuff Part No.
-6	2	EAR581406ERL	EARAT581406ERL
-8	1	EAR981408ERL	EARAT981408ERL
-10	1	EAR981410ERL	EARAT981410ERL
-12	1	EAR981412ERL	EARAT981412ERL
-16	1	EAR981416ERL	EARAT981416ERL



## Aluminum Pipe Thread to AN Adapters

Available in standard blue anodized or Ano-Tuff black hard anodized finish.

Fitting Size	NPT Size	Standard Straight Part No.	Ano-Tuff Straight Part No.	Standard 45° Elbow Part No.	Ano-Tuff 45° Elbow Part No.	Standard 90° Elbow Part No.	Ano-Tuff 90° Elbow Part No.
-3	1/8"	EAR981603ERL	-	EAR982303ERL	-	EAR982203ERL	-
-4	1/8"	EAR981604ERL	EARAT981604ERL	EAR982304ERL	EARAT982304ERL	EAR982204ERL	EARAT982204ERL
-4	1/4"	EAR981644ERL	EARAT981644ERL	EAR982344ERL	-	EAR982244ERL	EARAT982244ERL
-6	1/8"	EAR981662ERL	EARAT981662ERL	EAR982362ERL	-	-	EARAT982262ERL
-6	1/4"	EAR981606ERL	EARAT981606ERL	EAR982306ERL	EARAT982306ERL	EAR982206ERL	EARAT982206ERL
-6	3/8"	EAR981666ERL	EARAT981666ERL	EAR982366ERL	EARAT982366ERL	EAR982266ERL	EARAT982266ERL
-6	1/2"	EAR981668ERL	EARAT981668ERL	EAR982368ERL	-	EAR982268ERL	EARAT982268ERL
-8	1/4"	EAR981607ERL	EARAT981607ERL	EAR982307ERL	EARAT982307ERL	EAR982207ERL	EARAT982207ERL
-8	3/8"	EAR981608ERL	EARAT981608ERL	EAR982308ERL	-	EAR982208ERL	EARAT982208ERL
-8	1/2"	EAR981688ERL	EARAT981688ERL	EAR982388ERL	-	EAR982288ERL	EARAT982288ERL
-10	3/8"	EAR981611ERL	EARAT981611ERL	-	EARAT982311ERL	EAR982211ERL	-
-10	1/2"	EAR981610ERL	EARAT981610ERL	EAR982310ERL	EARAT982310ERL	EAR982210ERL	EARAT982210ERL
-10	3/4"	EAR981609ERL	EARAT981609ERL	-	-	EAR982209ERL	EARAT982209ERL
-12	1/2"	EAR981613ERL	EARAT981613ERL	-	EARAT982313ERL	EAR982213ERL	EARAT982213ERL
-12	3/4"	EAR981612ERL	EARAT981612ERL	EAR982312ERL	EARAT982312ERL	EAR982212ERL	-
-16	3/4"	EAR981615ERL	EARAT981615ERL	-	-	-	-
-16	1"	EAR981616ERL	EARAT981616ERL	-	-	-	-



## Straight AN Swivel to Male NPT

Hose End	NPT Thread	Standard Part No.	Ano-Tuff Part No.
-3	1/8"	EAR916103ERL	EARAT916103ERL
-4	1/8"	EAR916104ERL	EARAT916104ERL
-4	1/4"	EAR916144ERL	-
-6	1/8"	EAR916162ERL	EARAT916162ERL
-6	1/4"	EAR916106ERL	EARAT916106ERL
-6	3/8"	EAR916166ERL	EARAT916166ERL
-8	3/8"	EAR916108ERL	EARAT916108ERL
-8	1/2"	EAR916188ERL	EARAT916188ERL
-10	3/8"	EAR916111ERL	EARAT916111ERL
-10	1/2"	EAR916110ERL	EARAT916110ERL
-12	1/2"	-	EARAT916113ERL
-12	3/4"	-	EARAT916112ERL



## 90° Male AN to Male Swivel NPT

Hose End	NPT Thread	Standard Part No.	Ano-Tuff Part No.
-6	1/4"	EAR922106ERL	EARAT922106ERL
-6	3/8"	-	EARAT922166ERL
-8	3/8"	EAR922108ERL	-
-10	3/8"	-	EARAT922111ERL
-10	1/2"	EAR922110ERL	EARAT922110ERL
-12	1/2"	EAR922113ERL	EARAT922113ERL



## 90° Female AN to Male Swivel NPT

Part No.	Hose End Size	NPT Thread Size
EAR923103ERL	-3	1/8"
EAR923104ERL	-4	1/8"
EAR923106ERL	-6	1/4"
EAR923162ERL	-6	1/8"
EAR923166ERL	-6	3/8"
EAR923108ERL	-8	3/8"
EAR923110ERL	-10	1/2"
EAR923111ERL	-10	3/8"



## Steel Pipe Thread to AN Adapters 90° Elbow

Part No.	Hose End Size	NPT Thread Size
EAR962203ERL	-3	1/8"
EAR962204ERL	-4	1/8"



## Gauge Head Adapters



Part No.	Description
EAR968604ERL	-4AN Male Fitting to Female 1/8"NPT, 90°

## Tee

Hose End	NPT Thread	Standard Part No.	Ano-Tuff Part No.
<b>NPT Thread on Side</b>			
-3	1/8"	EAR962503ERL*	-
-3	1/8"	EAR982503ERL	EARAT982503ERL
-4	1/8"	EAR982504ERL	EARAT982504ERL
-6	1/4"	EAR982506ERL	EARAT982506ERL
-8	3/8"	EAR982508ERL	EARAT982508ERL
-10	1/2"	-	EARAT982510ERL
<b>NPT Thread on Run</b>			
-3	1/8"	EAR962603ERL*	-
-3	1/8"	EAR982603ERL	EARAT982603ERL
-4	1/8"	-	EARAT982604ERL
-6	1/4"	EAR982606ERL	EARAT982606ERL
-8	3/8"	-	EARAT982608ERL
-10	1/2"	EAR982610ERL	-



\* Steel Part.



## Aluminum Pipe Thread Adapters Reducer Pipe Bushing

Part No.	Female Pipe Thread Size	Male Pipe Thread Size
EAR991201ERL	1/8"	1/4"
EAR991202ERL	1/4"	3/8"
EAR991203ERL	1/8"	3/8"
EAR991204ERL	3/8"	1/2"
EAR991205ERL	1/4"	1/2"
EAR991206ERL	1/8"	1/2"
EAR991207ERL	1/2"	3/4"
EAR991208ERL	3/8"	3/4"
EAR991210ERL	3/4"	1"



## Female Coupling

Part No.	Pipe Thread Size	Part No.	Pipe Thread Size
EAR991001ERL	1/8"	EAR991004ERL	1/2"
EAR991002ERL	1/4"	EAR991006ERL	3/4"
EAR991003ERL	3/8"		



## Male Nipple

Part No.	Pipe Thread Size	Part No.	Pipe Thread Size
EAR991101ERL	1/8"	EAR991104ERL	1/2"
EAR991102ERL	1/4"		
EAR991103ERL	3/8"		



## Internal/External Pipe Thread


90° Part No.	45° Part No.	Pipe Thread Size
EAR991401ERL	EAR991501ERL	1/8"
EAR991402ERL	EAR991502ERL	1/4"
EAR991403ERL	EAR991503ERL	3/8"



## 90° Elbow

Internal pipe thread.

Part No.	Pipe Thread Size
EAR991601ERL	1/8"
EAR991603ERL	3/8"



## Tee

Internal pipe thread.

Part No.	Pipe Thread Size
EAR991701ERL	1/8"
EAR991702ERL	1/4"
EAR991703ERL	3/8"



## NPT Plugs

Internal wrenching.

Pipe Thread Size	Quantity Per Pkg.	Standard Part No.	Ano-Tuff Part No.
1/16"	2	-	EARAT593201ERL
1/8"	2	EAR593202ERL	EARAT593202ERL
1/4"	2	EAR593203ERL	EARAT593203ERL
3/8"	2	EAR593204ERL	EARAT593204ERL
1/2"	1	EAR993205ERL	EARAT993205ERL
3/4"	1	EAR993206ERL	-



## NPT Hex-Head Plug

Pipe Thread Size	Standard Part No.	Ano-Tuff Part No.
1/8"	EAR993301ERL	-
3/8"	EAR993303ERL	-
1/2"	EAR993304ERL	EARAT993304ERL



## Hose Barb to Pipe Thread Adapters

Hose Size	NPT Size	Straight Part No.	45° Part No.	90° Part No.
1/4"	1/8"	EAR984004ERL	-	EAR984204ERL
3/8"	1/4"	EAR984006ERL	-	EAR984206ERL
1/2"	3/8"	EAR984008ERL	-	EAR984208ERL
5/8"	1/2"	EAR984010ERL	EAR984410ERL	EAR984210ERL
3/4"	3/4"	EAR984012ERL	-	EAR984212ERL



## Carburetor, Fuel Pump and Power Steering Adapters

Part No.	Thread Size	Hose End	Application
EAR991942ERL	9/16"-24	-6	Single Inlet Holley
EAR991943ERL	7/8"-20	-6	Dual Feed Holley
EAR991946ERL	1/2"-20	-6	Pwr. Steer./Fuel Pump
EAR991947ERL	5/8"-18	-6	Pwr. Steer./Fuel Pump
EAR991948ERL	7/8"-20	-8	Dual Feed Holley
EAR991950ERL	11/16"-18	-6	Power Steering
EAR991954ERL	14mm x 1.50	-6	Power Steering
EAR991955ERL	16mm x 1.50	-6	Power Steering
EAR991956ERL	18mm x 1.50	-6	Power Steering



## Pressure Gauge Adapters

Part No.	Description
EAR100192ERL	-6 Male to -6 Male, 1/8" NPT in Hex
EAR100193ERL	-6 Male to 1/4" NPT Male, 1/8" NPT in Hex
EAR100194ERL	-6 Male to 3/8" NPT, 1/8" NPT in Hex
EAR100196ERL	-8 Male to -8 Male, 1/8" NPT in Hex
EAR100198ERL	-8 Male to 3/8" NPT, 1/8" NPT in Hex
EAR100199ERL	-6 Male to -6 Female, 1/8" NPT in Hex
EAR100200ERL	-8 Male to -8 Female, 1/8" NPT in Hex
EAR100201ERL	-4 Male to -4 Female, 1/8" NPT in Hex



## Fuel Pressure Gauges

Part No.	Description
EAR100189ERL	1/8" NPT Male, Oil Filled
EAR100195ERL	1/8" NPT Male



## Ano-Tuff Billet Dual Feed Fuel Line Kits

Dual-feed fuel line kits feature billet aluminum, hard anodized Ano-Tuff fittings with Pro-Lite 350 fuel line. Bowl fittings are contoured for maximum flow. Kits are designed for Holley 4150/4150 HP and ultra HP carburetors.



Part No.	Description
EARAT101195ERL	Pro-Lite 350 Assembly, -6AN Single Inlet 9-1/2" Center
EARAT101295ERL	Pro-Lite 350 Assembly, -8AN Single Inlet 9-1/2" Center
EARAT101296ERL	Pro-Lite 350 Assembly, -8AN Dual Inlet 9-1/2" Center
EARAT104195ERL	Pro-Lite 350 Assembly, -6AN Dual Inlet 9-3/4" Center
EARAT104295ERL	Pro-Lite 350 Assembly, -8AN Dual Inlet 9-3/4" Center

## In-Line Filters

Part No.	Description
EAR230106ERL	-6 Bronze Element Fuel Filter
EAR230107ERL	Replacement Bronze Element
EAR230108ERL	-8 Bronze Element Fuel Filter
EAR230206ERL	-6 Screen Type Fuel Filter
EAR230208ERL	-8 Screen Type Fuel Filter
EAR230210ERL	-10 Screen Type Fuel Filter
EAR230306ERL	-6 Screen Type Oil Filter
EAR230308ERL	-8 Screen Type Oil Filter
EAR230310ERL	-10 Screen Type Oil Filter



## Shut-Off Valves

350 PSI max valves are ideal for use as emergency fuel shut-off valves, anti-theft devices, or as drain valves.

Part No.	Inlet Size	Outlet Size	Overall Length	Body Material
EAR230501ERL	3/8" NPT Female	3/8" NPT Female	1-3/4"	Chrome-Plated Brass
EAR230502ERL	3/8" NPT Female	-6AN Bulkhead	2-3/4"	Red Anodized Aluminum
EAR230503ERL	3/8" NPT Female	-8AN Bulkhead	2-3/4"	Red Anodized Aluminum
EAR230505ERL	1/2" NPT Female	-10AN Bulkhead	2-3/4"	Red Anodized Aluminum

## Speed-Seal Hose Ends

Hose ends are ideal for use with smooth bore PTFE hose on brake fittings.



Hose Size	Nut Size	Aluminum Part No.	Steel Part No.	Stainless Part No.
<b>Straight</b>				
-3	-3	EAR600133ERL	EAR600103ERL	EAR600193ERL
-4	-4	EAR600134ERL	EAR600104ERL	-
-6	-6	EAR600136ERL	-	EAR600196ERL
<b>90° Non-Adjustable Tube</b>				
-3	-3	-	EAR609103ERL	-
<b>90° Adjustable Tube</b>				
-3	-3	-	-	EAR609293ERL

## Banjo Fittings

Part No.	Description	Thread Size	Hole Dia.
EAR977503ERL	Banjo Bolt	3/8"-24	3/8"
EAR977504ERL	Banjo Bolt	7/16"-20	7/16"
EAR977515ERL	Banjo Bolt	10mm x 1.25	10mm
EAR977517ERL	Banjo Bolt	10mm x 1.0	10mm
EAR997603ERL	Banjo	-3AN	3/8"
EAR997604ERL	Banjo	-4AN	7/16"
EAR997631ERL	Banjo	-3AN	10mm
EAR997634ERL	Banjo	-3AN	7/16"
EAR997641ERL	Banjo	-4AN	10mm
EAR997643ERL	Banjo	-4AN	3/8"



## Crush Washers

Required with straight threaded adapter fittings or ports without O-ring relief.

Part No.	Package Qty.	Fitting Size	I.D.
EAR177003ERL	10	-3	3/8"
EAR177004ERL	10	-4	7/16"
EAR177006ERL	10	-6	9/16"
EAR177008ERL	5	-8	3/4"
EAR177010ERL	5	-10	7/8"



## Brake Adapter Fittings

Part No.	Quantity Per Pkg.	Thread Size
EAR581531ERL	2	-3AN to 3/8"-24 I.F. Short
EAR581533ERL	2	-3AN to 3/8"-24 I.F. Long
EAR591932ERL	2	-3AN to 7/16"-24 I.F.
EAR591941ERL	2	-4AN to 7/16"-20 I.F.
EAR591942ERL	2	-4AN to 7/16"-24 I.F.
EAR591972ERL	2	-4AN to 3/8"-24 I.F. Short
EAR591982ERL	2	-4AN to 3/8"-24 I.F. Long
EAR592032ERL	2	-3AN to 10mm x 1.0
EAR592042ERL	2	-4AN to 10mm x 1.0
EAR699030ERL	1	-3AN Replacement Olive for Speed-Seal Hose End
EAR972050ERL	1	Junction Block, Two 3/8"-24 I.F. Ports, One 3/8"-24 Straight on Branch, 1/4" Mtg. Hole
EAR972052ERL	1	Junction Block, Three 3/8"-24 I.F. Ports, 7/16" Mtg. Hole
EAR972054ERL	1	Junction Block "T", 3/8"-24 I.F.
EAR989534ERL	1	-3AN to Female 10mm x 1.0
EAR989543ERL	1	-3AN to 3/8"-24 Female I.F.
EAR989545ERL	1	-3AN to 10mm x 1.0 I.F.
EAR989548ERL	1	-4AN to 7/16"-24 I.F.
EAR989549ERL	1	-3AN to 7/16"-24 I.F.



Note: I.F. signifies inverted flare fitting.

## Aluminum and Steel Weld Fittings

Aluminum Part No.	Steel Part No.	Size
<b>Male AN</b>		
EAR997104ERL	EAR967104ERL	-4AN
EAR997106ERL	EAR967106ERL	-6AN
EAR997108ERL	EAR967108ERL	-8AN
EAR997112ERL	EAR967112ERL	-12AN
EAR997116ERL	EAR967116ERL	-16AN
EAR997120ERL	-	-20AN
<b>Female AN</b>		
EAR987106ERL	-	-6AN
EAR987112ERL	-	-12AN
<b>Female NPT</b>		
EAR996701ERL	-	1/8" NPT
EAR996703ERL	-	3/8" NPT
EAR996704ERL	-	1/2" NPT
EAR996706ERL	-	3/4" NPT



EAR997104ERL



EAR987106ERL



EAR996701ERL

## O-Rings

Buna N O-rings are compatible with most fuels and lubricants up to 275°F, while Viton O-rings can handle 400°F temperatures, synthetic lubricants, oxygen-bearing fuels, additives and non-ether brake fluids.

Viton Part No.	Buna N Part No.	Package Qty.	Fitting Size
EAR176106ERL	EAR176006ERL	10	-6
EAR176108ERL	EAR176008ERL	10	-8
EAR176110ERL	EAR176010ERL	5	-10
EAR176112ERL	EAR176012ERL	5	-12
-	EAR176016ERL	5	-16



## Stat-O-Seals

Synthetic rubber O-ring is mechanically locked to the I.D. of an aluminum washer. Compresses when tightening, forcing the sealing surfaces around the bolt shank. Temperature range of -85°F to 450°F. Two per pack.

Part No.	Inside Dia.	Part No.	Inside Dia.
EAR178005ERL	5/16"	EAR178009ERL	9/16"
EAR178006ERL	3/8"	EAR178010ERL	5/8"
EAR178007ERL	7/16"	EAR178012ERL	3/4"
EAR178008ERL	1/2"	EAR178014ERL	7/8"





## Performer Carburetors

Quite possibly the closest thing to a "bolt-on and drive it" carburetor available anywhere. Choose from a variety of CFM ratings and manual or electric choke versions. The Edelbrock Performer carburetor provides tremendous throttle response, easy starting, and excellent economy.



Part No.	Description
EDE1403	500 CFM, Electric Choke
EDE1404	500 CFM, Manual Choke
EDE1405	600 CFM, Manual Choke
EDE1406	600 CFM, Electric Choke
EDE1407	750 CFM, Manual Choke
EDE1411	750 CFM, Electric Choke
EDE1412	800 CFM, Manual Choke

## Thunder Series AVS Carburetors

Thunder Series AVS carburetors offer the same features as the dependable Edelbrock Performer Series carburetors with the addition of an Adjustable Valve Secondary (AVS). The AVS also has a machined body and black-plated hardware for great looks. AVS carbs may be used with dual fuel inlets for added volume.




Part No.	Description
EDE1913	800 CFM, Electric Ch

\* Endurashine finish.

## AVS2 Series™ Carburetors

These 650 CFM AVS2 Series carburetors feature annular flow primary boosters with new calibration for improved off idle and cruising performance. The annular flow booster design delivers improved fuel atomization to eliminate flat spots that may be encountered when the carburetor transitions from idle to full throttle. Manufactured with both timed and full vacuum ports for ignition advance. Available in either manual or electric choke versions. Made in USA.



EDE1906

Part No.	Description
EDE1905	650 CFM Square Flange Carburetor, Manual Choke
EDE1906	650 CFM Square Flange Carburetor, Electric Choke



## Carburetor Calibration Kits

Each kit includes one pair of metering rod retaining springs and assorted pairs of metering rods, jets, and step-up springs. Kits are available for Thunder Series AVS and Performer Series carburetors.



Part No.	Description
<b>Performer Series</b>	
EDE1479	Calibration Kit for EDE1405
EDE1480	Calibration Kit for EDE1407, EDE1410, EDE1412, EDE1413
EDE1486	Calibration Kit for EDE1404
EDE1487	Calibration Kit for EDE1406
<b>Thunder Series</b>	
EDE1840	Calibration Kit for EDE1805, EDE1806
EDE1841	Calibration Kit for EDE1812, EDE1813

## Metering Jets and Metering Rods

Designed for fine tuning Edelbrock Performer Series and Thunder Series AVS carburetors. Sold in pairs.

Part No.	Size	Part No.	Cruise/Power	Part No.	Cruise/Power
<b>Metering Jets</b>		<b>Metering Rods</b>		<b>Metering Rods</b>	
EDE1420	0.077"	EDE1441	0.062" x .052"	EDE1450	0.070" x .042"
EDE1421	0.080"	EDE1444	0.065" x .037"	EDE1451	0.070" x .047"
EDE1422	0.083"	EDE1445	0.065" x .047"	EDE1418	0.070" x .057"
EDE1423	0.086"	EDE1460	0.065" x .052"	EDE1453	0.071" x .047"
EDE1424	0.089"	EDE1462	0.067" x .049"	EDE1454	0.073" x .037"
EDE1425	0.092"	EDE1463	0.067" x .055"	EDE1455	0.073" x .042"
EDE1426	0.095"	EDE1446	0.068" x .042"	EDE1456	0.073" x .047"
EDE1427	0.098"	EDE1447	0.068" x .047"	EDE1457	0.073" x .052"
EDE1428	0.100"	EDE1448	0.068" x .052"	EDE1458	0.075" x .037"
EDE1429	0.101"	EDE1436	0.068" x .057"	EDE1419	0.075" x .042"
EDE1430	0.103"	EDE1449	0.070" x .037"	EDE1459	0.075" x .047"
EDE1431	0.107"				
EDE1432	0.110"				
EDE1433	0.113"				
EDE1434	0.116"				
EDE1435	0.119"				



## Carburetor Accessories

A wide variety of accessories and maintenance parts are available for Thunder Series AVS and Performer Series carburetors.



EDE8089

Part No.	Description
EDE1464	Step-Up Spring Assortment, (5) Pairs
EDE1465	Off-Road Needles and Seats, Pair
EDE1466	High-Flow Needles and Seats, Pair
EDE1467	Accelerator Pump for EDE1407 and EDE1411
EDE1469	Float Kit, Includes (2) Floats, (2) Pins, and Gauge
EDE1470	Accelerator Pump Plunger
EDE1472	Horn/Main Gasket Kit
EDE1473	Performer Series Linkage Kit, (7) Links and (6) Retaining Clips
EDE1474	Choke Cap Kit, Cap, Gasket, (3) Screws, and (3) Locking Tabs
EDE1475	(3) Accelerator Pump Nozzles: .024", .033", .043", and Gaskets
EDE1477	Master Rebuild Kit
EDE1478	Electric Choke Kit
EDE1481	Chrysler Throttle Lever Adapter, 1966-Up
EDE1483*	Ford Throttle Lever Adapter, 1968-Up
EDE1499	(5) Replacement Air Horn Gaskets
EDE3899	Carburetor Base Gasket
EDE7094	Dual-Quad Progressive Throttle Linkage
EDE8087	-6AN Carb Inlet Fitting
EDE8089	3/8" Banjo Carb Inlet Fitting
EDE8090	3/8" Tube Inverted Flare Fitting


\* Requires appropriate throttle cable plate kit.





## Fuel Line Accessories

Fuel lines are ready to install. Available for single-feed Performer and dual-feed Thunder Series AVS carburetors. The fuel line and filter kit for Edelbrock Performer Series carburetors includes a chromed hard steel line and Russell fuel filter. The pre-fitted stainless lines connect the fuel filter to an Edelbrock street fuel pump with 3/8" NPT. The chromed steel fuel line has a barbed end and no fuel filter for universal use.



Part No.	Description
<b>Performer Series Single-Feed Fuel Line Kits</b>	
EDE8126	Chromed Steel Fuel Line Kit Only
EDE8131	Chromed Steel Fuel Line and Polished Filter Kit
EDE8134	Chromed Steel Fuel Line and Blue Anodized Filter Kit
<b>Thunder AVS Series Dual-Feed Fuel Line Kits</b>	
EDE8128	Chromed Steel Fuel Line and Polished Filter Kit
EDE8132	Chromed Steel Fuel Line Kit Only
<b>Fuel Filter Only</b>	
EDE8129	Polished Aluminum Filter Only
EDE8130	Blue Anodized Aluminum Filter Only
<b>Stainless Lines (From Fuel Filter To Pump)</b>	
EDE8123	Small Block Chevys
EDE8124	Big Block Chevys
<b>Installation Accessories</b>	
EDE7094	Dual Quad Throttle Linkage Kit
EDE8088	Dual Quad Fuel Line Kit

## Adjustable Dual-Feed Fuel Line Kit

### EDE8101

Designed for Holley dual-feed carburetors, fuel line adjusts from 7-1/2" to 11-1/2" to fit a wide range of models. Braided stainless steel assembly includes carburetor bowl fittings and 1/8" NPT port for a fuel pressure gauge.



## Street Performer RPM Fuel Pumps

Mechanical pumps match the demands of the Performer Series Carburetors. Pumps have six valves and produce 6 PSI with a flow capacity of 110 gallons per hour. Capable of supporting up to 550 horsepower. Fitted with 3/8" NPT inlet and outlet. For gasoline and mixed fuels only.

Part No.	Description
EDE1720	Small Block Chrysler
EDE1721	Small Block Chevrolet
EDE1722	Big Block Chevrolet
EDE1723	Big Block Chrysler
EDE1724	390-428 FE Ford
EDE1725	289-351W Ford
EDE1726	429-460 Ford



## Victor Series 130 Fuel Pumps

A must for any application that demands a high-volume fuel delivery. Produce 10 PSI with a flow capacity of 130 gallons per hour. Must be used with an external fuel pressure regulator such as EDE8190 or EDE1727. For gasoline only. Clockable lower housing can be rotated for best inlet/outlet alignment.



Part No.	Description
EDE1711†	Small Block Chevrolet
EDE1712†	Big Block Chevrolet
EDE1715†	289-351W Ford

† Not legal for sale or use on pollution-controlled motor vehicles.

## Quiet-Flo™ Electric Fuel Pumps for Carbureted Applications

With anodized aluminum housings and high-quality internals, pumps are both strong and durable. Each pump is factory-tested and includes mounting brackets. The carbon fiber vanes and composite rotors give these pumps the added boost for maximum performance. This pump is factory preset to 12 PSI and requires an external regulator such as EDE1727.



Part No.	Description
EDE1791	120 GPH, 3/8" NPT Inlet/Outlet, Black
EDE1792	160 GPH, 1/2" NPT Inlet/Outlet, Black

### Fuel Pressure Regulator

EDE1727	160 GPH with Single 3/8" NPT Inlet and Dual 3/8" NPT Outlets
---------	--

## Quiet-Flo™ Electric Fuel Pumps

State-of-the-art electric fuel pumps offer maximum performance in a compact package. Features anodized billet aluminum housings, carbon vanes, and composite rotors, which runs 4-14 db quieter than other pumps at the same pressure. Replaceable screen-type inlet filter traps fine particles from entering the pump. The 120 GPH free-flow pump with preset pressure at 6.5 PSI supports up to 480 horsepower. The 160 GPH free-flow pump with preset pressure at 12 PSI supports 1,000+ horsepower. The 160 GPH fuel pump requires an external fuel pressure regulator.



Part No.	Description
EDE182051	120 GPH, 3/8" NPT Inlet/Outlet, Red
EDE182052	120 GPH, 3/8" NPT Inlet/Outlet, Blue
EDE182061	160 GPH, 1/2" NPT Inlet/Outlet, Red
EDE182062	160 GPH, 1/2" NPT Inlet/Outlet, Blue



### Adjustable Fuel Pressure Regulator for EFI Applications

#### EDE1728

Fully machined aircraft-quality aluminum regulators are fitted with fluorosilicone diaphragms for extended durability. Bypass-type regulator is compatible with gasoline or methanol, and includes 1/8" NPT gauge port. Designed for EFI applications, regulator is available with boost reference fitting for blow-through, supercharger, turbo, etc. applications, and has a 35-90 PSI adjustment range.



### In-Line Street/Strip Electric Fuel Pump

#### EDE3594

Street/Strip fuel pump can work as inline booster or as a stand-alone unit.



Ideal for EFI applications requiring additional pumping capability due to upgrades like high compression pistons, high flow intake manifold, big bore throttle bodies, cam, turbo kit, supercharger or nitrous (up to 600 HP). Includes mounting brackets. Match with EDE1728 for adjustability from 35 to 90 PSI.

### Micro Electric Universal Fuel Pumps

Designed for maximum performance, simple installation and quiet operation. These 12 volt universal micro pumps are available for gasoline, E85 and feature a simple two wire setup. 1/8" NPT inlet and 5/16" outlet port. Kits include fuel pump, filter, mounting hardware and instructions.



Part No.	Description
EDE17301	Micro Pump, Gasoline/E85, 38 GPH, 4 PSI-7 PSI
EDE17303	Micro Pump, Gasoline/E85, 30 GPH, 2 PSI-3-1/2 PSI
EDE17311	Replacement Filter Element, 40 Micron, for EDE17301 And EDE17303
EDE17312	Replacement Filter Element, 100 Micron, for EDE17302

### Fuel Pump and Regulator Combo Kits

Assembled to take the guesswork out of selecting the right fuel pump and regulator for either carbureted or EFI applications. Kits include fuel pump, regulator and installation hardware. Made in USA.



Part No.	Description
EDE17923	Carbureted Fuel Pump & Regulator Kit, Contains Pump and EDE1727 Regulator

### Ford Flathead Components Ford Flathead Cylinder Heads

#### EDE1115




Among the oldest and most famous speed equipment items of all time: the Edelbrock Ford Flathead Finned Aluminum Cylinder Heads. These heads offer today's flathead builder the same rugged, internally ribbed construction, large water capacity, and excellent breathing capability that established their reputation many years ago. Made of T-6 tempered 356 aluminum, the heads provide an 8:1 compression ratio on a block with 3/16" base relief and stock bore and stroke. Edelbrock recommends Champion H-9 and H-10 commercial spark plugs with a 7/16" reach. Fits 1949-53 Ford/Mercury 24-Stud Cylinder Heads (61cc).

### "94" Carb Rebuild Kit

#### EDE1154

This kit has everything needed to rebuild any Edelbrock 94 carburetor. Includes fuel inlet seat, fuel inlet needle, accelerator pump assembly, accelerator pump spring, accelerator check ball, check ball retainer, power valve assembly, float gauge, and all necessary gaskets.



### "94" Round Chrome Air Cleaner

#### EDE1202

Edelbrock 94 round air cleaner is designed to work with any 2-5/8" diameter two-barrel carburetor. It features a high-quality paper element and a triple-chrome top with a brilliant shine.





### Throttle Lever Adapters


Part No.	Description
EDE1481	Chrysler Throttle Lever Adapter
EDE1483	Ford Throttle Lever Adapter



### Uni-Syn Carburetor Balancing Instrument

#### EDE4025

The perfect tool for synchronizing two, three, four, or six carburetors, Uni-Syn is a precision instrument which offers a visual method of balancing multiple carburetor setups with a high degree of accuracy. Includes instructions.



### Phenolic Carburetor Spacers

Open-center carburetor spacers add more plenum volume for higher RPM performance. 4-hole spacers increase low-RPM torque and horsepower.


Part No.	Description
EDE8710	1" Tall Open Center
EDE8711	1" Tall 4-Hole Center
EDE8712	2" Tall Open Center
EDE8713	2" Tall 4-Hole Center



### Carburetor Adapter Plate


#### EDE2732

Use 1/16" thick steel plate to mount a square-bore carburetor on a spread bore aluminum manifold. Not for use with stock manifolds.



### Heat Insulator Gaskets

Prevents fuel percolation in Performer Series Carburetors exposed to extreme underhood temperatures. Use EDE9265 with open plenum manifolds such as Torker II and Victor. Insulator Gasket EDE9266 has a divided center to seal the carburetor to dual-plane Performer manifolds. Both gaskets include extended carburetor studs and are .320" thick.



Part No.	Description
EDE9265	Square-Bore Heat Insulator Gasket
EDE9266	Divided Square-Bore Heat Insulator Gasket

### Ford 5.0L High-Flow Throttle Bodies

5.0 Ford high-flow throttle bodies are available in three sizes to suit any application, are street legal for late model 5.0L Fords, and provide power gains using aftermarket 5.0L components. The 70mm is a perfect choice for the Edelbrock 5.0L EFI intake, and the 75mm is best suited for use with radical engine combinations and requires port matching to fit most manifolds. Complete with gaskets.



Part No.	Description
EDE3830	65/70mm Replacement Gasket Set
EDE3831	75mm Replacement Gasket Set

### Throttle Body Intake Elbows for LS Series And 5.0L Throttle Bodies

Developed using the latest in computational fluid dynamic software, throttle body elbows are the best way to adapt LS1, LS2, and Ford 5.0L-based throttle bodies to EFI manifolds with traditional square-bore mounting pads.

Part No.	Description
<b>Low- and Ultra-Low-Profile Intake Elbows</b>	
EDE3847	Ultra-Low-Profile (Up to 90mm Throttle Body to Square-Bore Flange)
EDE3848	Low-Profile (Up to 90mm Throttle Body to Square-Bore Flange)
EDE38483	Low-Profile Intake Elbow with Black Powder-Coated Finish (Up to 90mm Throttle Body to Square-Bore Flange)
<b>High-Flow Intake Elbows</b>	
EDE3849	High Flow (Up to 95mm Throttle Body to Square-Bore Flange)
EDE38493	High-Flow Intake Elbow with Black Powder-Coated Finish (Up to 95mm Throttle Body to Square-Bore Flange)

**Installation Note:** Use of an LS1 throttle body will require Edelbrock throttle body adapter plate EDE2737.



EDE3847



EDE3848



EDE38483



## Electronic Fuel Injection Systems

Pro-Flo 4 EFI systems offer a complete solution to convert carbureted or older throttle body injection engines to an advanced sequential fuel injection system. Plug-and-play, self-learning system doesn't require complex tuning and adjusts to driving conditions, including weather and altitude. Systems support up to 800 hp. Available for popular GM, Ford, and Mopar applications. 7" Android tablet with Edelbrock E-tuner app allows easy set-up and monitoring via Bluetooth. Systems include fully assembled intake manifold with air valve, fuel rails, and injectors; engine control unit; 7" touch-screen tablet with E-tuner app, wideband O2 sensor, distributor, wiring harness, gaskets, and hardware.

### Systems with Traditional Intake Manifold and 4150-Style Throttle Body

Part No.	Application	Max HP Rating	Injector Size
<b>Small Block Chevrolet</b>			
<b>EDE35760</b>	1986 and earlier, std. cylinder heads	550	29 lb/hr
<b>EDE35770</b>	heads	625	35 lb/hr
<b>EDE35780</b>	Vortec or E-Tec cylinder heads	550	29 lb/hr
<b>LS Chevrolet</b>			
<b>EDE35700</b>	Gen III & IV w/ cathedral port cylinder heads	475	29 lb/hr
<b>EDE35710</b>		550	35 lb/hr
<b>EDE35740</b>	Gen III & IV w/ rectangular port cylinder heads	550	35 lb/hr
<b>Big Block Chevrolet</b>			
<b>EDE35830</b>	1965-later Mark IV / Gen V/VI 396-502 w/ large oval port cylinder heads	625	35 lb/hr
<b>EDE35850</b>	1965-later Mark IV / Gen V/VI 396-502 w/ rectangular port cylinder heads	625	35 lb/hr
<b>Chrysler</b>			
<b>EDE35900</b>	318 - 340 - 360	625	35 lb/hr
<b>Ford</b>			
<b>EDE35930</b>	289 - 302 - 347	550	29 lb/hr
<b>EDE35950</b>	351W	625	35 lb/hr
<b>EDE35960</b>	390 - 428 FE	625	35 lb/hr
<b>Pontiac</b>			
<b>EDE35980</b>	326-455 V8s	625	35 lb/hr



EDE35760



EDE35790

### Systems with a Pro-Flo XT Intake Manifold and 90mm Throttle Body

Part No.	Application	Max HP Rating	Injector Size
<b>LS Chevrolet</b>			
<b>EDE35730</b>		550	35 lb/hr
<b>Chrysler</b>			
<b>EDE35920</b>	413 - 426 - 440	625	35 lb/hr





## Small Block Chevy

### E-Force 122 Supercharger Kit

These kits are a positive-displacement supercharger that can produce 500+ horsepower on a small-block Chevy engine, utilizing the Eaton® H122 rotor assembly for maximum efficiency in a compact package. Intended for 302-400 cubic inch small-block Chevrolets equipped with long water pumps and stock-style bracketry. Each kit includes supercharger assembly with Eaton internals, intake manifold, drive pulleys, belt, gaskets, and all necessary items for ease of installation. Does not include carburetor. No fabrication or special tools required. Made in USA.



EDE1551

Part No.	Application
<b>EDE1551</b>	1957-86 Small Block Chevrolet, Conventional Cylinder Head

## Max-Fire Distributors

Featuring a simple three-wire hook-up, these Ready-to-Run electronic distributors do not require an external ignition control box. CNC machined from 6061-T6 aluminum and assembled with a hardened iron drive gear and fully adjustable mechanical and vacuum advance. Distributor includes a cap, rotor, retainer, and mechanical advance curve kit.



EDE22751

Part No.	Application
<b>EDE22750</b>	Max-Fire Ready-to-Run Distributor, Chevy V8 Fixed Collar (exc. 348/409)
<b>EDE22751</b>	Max-Fire Ready-to-Run Distributor, Chevy V8 Adjustable Collar (exc. 348/409)
<b>EDE22763</b>	Max-Fire Ready-to-Run Distributor, Chrysler V8 361/383/400, Short Deck
<b>EDE22762</b>	Max-Fire Ready-to-Run Distributor, Chrysler V8 413/426/440, RB Tall Deck
<b>EDE22755</b>	Max-Fire Ready-to-Run Distributor, Ford V8 260/289/302 (exc. 5.0L)
<b>EDE22758</b>	Max-Fire Ready-to-Run Distributor, Ford V8 351W
<b>EDE22756</b>	Max-Fire Ready-to-Run Distributor, Ford V8 351C
<b>EDE22757</b>	Max-Fire Ready-to-Run Distributor, Ford V8 332-428 FE
<b>EDE22764</b>	Max-Fire Ready-to-Run Distributor, Oldsmobile V8 260-455

## Universal EFI Sump Fuel Kits

These completely self-contained systems are designed to provide the necessary high fuel pressure required for EFI applications in vehicles equipped with an existing low-pressure carbureted fuel system. They are ideal for engine swap applications that require constant 35-90 psi fuel pressure. The unique design of these systems allows them to deliver a constant fuel pressure with no fuel return line, external fuel pressure regulator or fuel tank modifications. Complete kit EDE36031 includes a durable, lightweight plastic fuel sump tank with high-pressure fuel pump, wiring harness, hose, and fittings. Fuel sump tank assembly EDE36032 is for builders and consumers that want to utilize their own hose and fittings.



EDE36031

Part No.	Description
<b>EDE36031</b>	Universal EFI Sump Fuel Kit, 67 GPH 35-90 PSI.
<b>EDE36032</b>	Universal EFI Sump Fuel Tank Only, 67 GPH 35-90 PSI.



## Performer® and Performer® EPS Manifolds

The Performer is a dual-plane, low-rise intake with a 180° firing order and patented runner design for outstanding performance in the idle-5000 RPM range. The Performer EPS is similar, but offers an increase of 5 horsepower over the Performer when used with an Edelbrock Performer Series Carburetor.

## Performer® RPM Manifolds

The Performer RPM is a dual-plane, high-rise intake with 180° firing order that produces more top-end horsepower and retains good low-RPM throttle response. Performer RPM range is 1500-6500 RPM.

## Performer Air-Gap® and Performer RPM Air-Gap® Manifolds

The air gap separates the runners from hot engine oil for a cooler, denser intake charge resulting in more power. Performer RPM Air-Gap range is 1500-to-6500 RPM. Performer Air-Gap range is idle-to 5500 RPM.

Description	Natural	Polished
<b>Chevy Small Block</b>		
1987-95, Performer, Non-EGR, Cast Iron Heads	EDE2104	-
1987-95, Performer, EGR, Cast Iron Heads	EDE3706	-
1987-95, Performer Air-Gap, Non-EGR, Cast Iron Heads	EDE2604	-
1986-Earlier, Performer, Non-EGR	EDE2101	-
1986-Earlier, Performer, EGR	EDE3701	-
1996-On, Performer EPS Vortech, Non-EGR	EDE2716	-
1996-On, Performer Vortech	EDE2116	-
1986-Earlier, Performer EPS, Non-EGR	EDE2701*	EDE27011*
1986-Earlier, Performer Air-Gap	EDE2601	EDE26011
1955-88, Performer RPM Q-Jet, Non-EGR	EDE7104	-
1986-Earlier, Performer RPM	EDE7101	-
1996-On, Performer RPM Vortech	EDE7116	-
1986-Earlier, Performer RPM Air-Gap	EDE7501	-
1996-On, Performer RPM Vortech Air-Gap	EDE7516	-
1987-95, Performer T.B.I., 305/350	EDE3704	-
1955-86, C-357-B, Three Deuce, Non-EGR	EDE5419	-
<b>Chevy Big Block</b>		
Performer 2-0 Oval Port	EDE2161	-
Performer RPM 2-0 Oval Port	EDE7161	-
Performer RPM 2-R Rectangular Port	EDE7163	-
Performer RPM 2-0 Air-Gap Oval Port	EDE7561	-
Performer RPM 2-R Air-Gap Rect. Port	EDE7562	-
1975-Earlier, Performer RPM Q-Jet, Oval Port, Non-EGR	EDE7164*	-
1987-90, Performer 454 T.B.I. Mark IV, EGR	EDE3764	-
<b>Chrysler</b>		
Performer 318/360, Non-EGR	EDE2176	-
1992-Later, RPM Air-Gap 340/360, Non-EGR	EDE7576*	-
Performer RPM 360, Non-EGR	EDE7176	-
1992-On, RPM Air-Gap Magnum, Non-EGR	EDE7577	-
1972-78, Performer 383, Non-EGR	EDE2186	-
Performer RPM 383, Non-EGR	EDE7186*	-
Performer RPM 440, Non-EGR	EDE7193*	-
<b>Ford Small Block</b>		
Performer 289	EDE2121	-
Performer RPM 302	EDE7121	-
Performer RPM 302 Air-Gap	EDE7521	-
Performer 351W, Non-EGR	EDE2181	-
RPM Air-Gap, 351W, EGR	EDE7581*	-
Performer RPM 351W, Non-EGR	EDE7181*	-
1972-82 Performer 351M/400, Non-EGR	EDE2171*	-
Performer 351C, Non-EGR, 4V	EDE2685*	-
Performer 351C, Non-EGR, 2V	EDE2750*	-
RPM Air-Gap 351C, Non-EGR	EDE7564*	-
<b>Ford FE 332-428</b>		
Performer 390, Non-EGR	EDE2105	-
Performer RPM FE, Non-EGR	EDE7105*	-
<b>Ford Big Block</b>		
Performer 460, Non-EGR	EDE2166	-
Performer RPM 460, Non-EGR	EDE7166	-
RPM Air-Gap 460, Non-EGR	EDE7566*	-
<b>Oldsmobile</b>		
Performer Olds 350, EGR	EDE3711	-
Performer Olds 455, Non-EGR	EDE2151*	-
<b>Pontiac 326-455</b>		
1965-79, Performer Pontiac, Non-EGR	EDE2156	-
1965-79, Performer RPM Pontiac, Non-EGR	EDE7156*	-



Endurashine



Polished



Natural



Natural

\* Not legal for sale or use on pollution-controlled motor vehicles.



### Racing Series Air Cleaner Kit


#### EDE41663

Edelbrock's Racing Series 14" air cleaner features a flat black textured finish with diamond-cut raised racing stripes and Edelbrock racing logo. Fits most 5-1/8" diameter carburetors and throttle bodies. Includes a black anodized knurled nut, and a high-quality 3" pre-oiled, washable filter.



### Pro-Flo 14" Air Cleaner Assembly

The Pro-Flo high-flow 14" x 3" round air cleaner with chrome trim is an excellent full flowing racing air cleaner. The pleated high-flow element top delivered improved engine performance over the traditional air cleaner top. Fit 5-1/8" diameter carburetor necks. Available in black with black trim, red with chrome trim, and blue with chrome trim. Replacement element sold separately.



Part No.	Description
<b>Air Cleaner Kit</b>	
EDE43660	Red with Chrome Trim, Each
EDE43661	Blue with Chrome Trim, Each
EDE43662	Black with Black Trim, Each
<b>Element Only</b>	
EDE43666	14" x 3" Air Cleaner Element, Red, Each
EDE43667	14" x 3" Air Cleaner Element, Blue, Each
EDE43668	14" x 3" Air Cleaner Element, Black, Each

### Racing Series Valve Covers

A flat black textured finish brings out the diamond cut finish raised racing stripe and Edelbrock racing logo. Valve covers are 2" taller than stock, and clear most roller rocker arms and valve train components. Low-profile design clears all air conditioning, alternator brackets and aluminum rockers.



Part No.	Description
EDE41643	Small Block Chevy 262-400 V8, Tall Profile Racing Series Valve Covers, Black, Pair
EDE41653	Small Block Ford 289-351W V8, Tall Profile Racing Series Valve Covers, Black, Pair

### Elite Series Aluminum Valve Covers

Heavy, polished die-cast aluminum valve covers are available with Edelbrock signature. Tall-profile valve covers are 2" taller than stock to clear most roller rockers and valvetrain components.



With Logo	Description
EDE4263	1959-Later, Chevy 262-400 V8 Tall Profile
EDE4264	Ford 289/302/351W (Not Boss) V8 Tall Profile

### Signature Series Chrome Valve Covers

Covers are triple chrome plated and carry the famous Edelbrock signature. Baffles prevent oil passage through the PCV valve, and rubber grommets for the breather hole are included.



Application	Std. Height Part No.	Tall Part No.
AMC 290-401, No Baffle	EDE4431	-
SB Chevy 265-400	EDE4449	EDE4649
BB Chevy 396-454	EDE4480	EDE4680
SB Chrysler 273-360	EDE4495	-
BB Chrysler 383-440	EDE4491	-
SB Ford 289-351W	EDE4460	-
Ford 351C, 351M-400	EDE4461	-
Ford 352-428 "FE"	EDE4462	-
Ford 429-460	EDE4463	-
Oldsmobile 260-455	EDE4485	-
Pontiac 326-455, No Baffle	EDE4456	-

### Signature Series Valve Covers, Air Cleaners, and Breathers

Signature Series valve covers have stock-style breather baffles and accept all emissions equipment, including PCV valve. The Pro-Flo® Series round air cleaners work with 5-1/8" diameter carburetors. The 10" and 14" air cleaners have knock-outs in the base and include an adapter for crankcase ventilation. The push-in style valve cover breathers contain a foam filter element which allows the engine to properly breathe, traps oil vapor, and prevents engine compartment contamination. Fits any 1-1/4" diameter valve cover hole. Black powder-coated finish with raised Edelbrock signature logo.



Part No.	Description
EDE4443	Small Block Chevy Signature Valve Covers (Overall Height 2.8")
EDE1203	10" Air Cleaner with 2" Element (Overall Height 3-1/2")
EDE1223	14" Air Cleaner with 2" Element (Overall Height 3-3/4")
EDE4403	Valve Cover Breather

### Classic Series Valve Covers

The Classic Series valve covers brings the 1950s dress-up back with the classic finned Edelbrock nostalgia look for hot rods and early muscle cars. Made of heavy-gauge sand-cast aluminum and finally polished to a brilliant shine. Fit most standard rocker arms. Overall height is measured from base to highest point of the fins.



Part No.	Description
EDE41409	Chevy 348-409 V8, 1-13/16" Tall, Polished, Pair



### Classic Finned Aluminum Valve Covers

Edelbrock classic finned valve covers recapture the classic street rod look of an earlier era. Covers without breather holes can be easily modified to accept breathers EDE4201.



EDE4144

Part No.	Description
	Black Powder-Coated Finish
<b>EDE41623</b>	Ford FE

### Victor Series Valve Covers

#### EDE41723

1968-95 Chevy 262-400 valve covers are black powder coated with a finely textured surface for a pleasing and unique look. Manufactured from die-cast aluminum, covers have a 1-1/4" breather hole (centerbolt). Overall height is 2.50".



### Billet Aluminum Breathers

Push-in style valve cover breathers contain a foam filter element. Breathers fit any 1-1/4" diameter valve cover hole.



EDE42133

Part No.	Description
<b>EDE4213</b>	Polished Finish
<b>EDE42133</b>	Black Powder-Coated Finish

### Aluminum Racing Breather

#### EDE4203

Die-cast aluminum breather for competition or vintage look. The smooth, polished top with distinctive Edelbrock script adds a nice detail when used with our Classic finned aluminum valve covers for a period-looking engine compartment. Great addition to classic series valve covers.



### Elite Series Push-In Style Breather

#### EDE4204

Die-cast, finned, top mounting 2-1/2" tall breathers have the Edelbrock logo, foam elements, and match Elite valve covers.



### GM LS Coil Covers

#### EDE41181

Sand-cast polished aluminum coil covers dress up any LS engine in a street machine or muscle car. They eliminate stock coil mounting brackets and fit the coils directly to the underside of the covers. These are intended for LS engines swapped into muscle cars or street machines and will not fit stock vehicles. Covers accept GM#12558948 coils or aftermarket equivalent such as MSD8245.



### Pro-Flo 1000 Series Reusable Air Cleaner

#### EDE1002

Fits most 5-1/8" neck carburetors. Strong metal inner frame offers minimal flow restriction and excellent filtering. Cleans with soap and water for low-cost maintenance.



### Pro-Flo Chrome Air Cleaners

Edelbrock Signature air cleaners are stamped from 18-gauge steel and triple chrome-plated for high-quality finish and great looks.



EDE1207

Part No.	Description
<b>EDE1207</b>	14" Air Cleaner, Low-Profile, 3" Tall Filter
<b>EDE1208</b>	10" Air Cleaner, 2" Tall Filter Element
<b>EDE1209</b>	6" Air Cleaner, 2" Tall Filter Element
<b>EDE1221</b>	14" Air Cleaner, Fits Edelbrock Carburetor, 3" Tall
<b>EDE1235</b>	Oval Air Cleaner for Dual Quad Applications
<b>EDE1236</b>	Oval Style for Single Quad Applications

### Chrome Triangular Air Cleaner

#### EDE1222

14-1/8"W x 13-3/8"L with 3-1/2" tall reusable element. Clears HEI on small block Chevy.



### Elite Series Round Air Cleaner

#### EDE4268

Finned air cleaners match Elite Series valve covers have 14" diameter with 3" element and fit 5-1/8" diameter carb necks. Black anodized knurled nut and PCV adapter are included.







### Classic Series Air Cleaners

A new line of air cleaners was created to perfectly match Edelbrock's popular classic aluminum finned valve covers. Made with heavy-gauge sand-cast aluminum, Classic Series air cleaners are now available in polished and durable black powder coated (polished fins and logo) finishes.



Part No.	Description
<b>Black Powder-Coated Finish</b>	
<b>EDE41153</b>	Small Oval Air Cleaner for 4-Barrel Applications
<b>EDE41173</b>	Round Air Cleaner for 4-Barrel Applications
<b>Satin Finish</b>	
<b>EDE41179</b>	Round Air Cleaner for 4-Barrel Applications

### Victor Series Air Cleaners

Air cleaners feature die-cast aluminum, black powder-coated lids with a finely textured surface. Air cleaners work with all popular 5-1/8" carburetors or 4-barrel throttle bodies. A knock-out in the base accepts an adapter for crankcase ventilation.



Part No.	Description
<b>EDE42203</b>	Oval Air Cleaner, 11-7/8" x 8-1/4" with 2.4" Element, 3-3/4" Total Height

### Aluminum Water Pumps

#### Small Block Chevy, Standard Rotation

##### EDE8810\*

##### EDE8820 (Polished)

Short-style pump fits all 1955-68 small block Chevy passenger cars, 1969-70 350 cu. in. Corvettes, and 1955-72 light duty trucks. Has 5/8" pilot shaft and 3/4" ball/roller bearing. Dimension from block surface to hub: 5-5/8"



EDE8810

##### EDE8811\*, EDE8821 (Polished)


Long-style pump fits all 1969-87 small block Chevy or 90°V6 passenger cars and 1973-86 light-duty trucks. Does not fit Corvettes (use EDE8810 or EDE8812) or late model vehicles with serpentine accessory drive belts (use EDE8881). Has heavy-duty 3/4" ball/roller bearing and 5/8" pilot shaft. Dimension from block surface to hub: 6-15/16"



EDE8821

##### EDE8812\*

Short-style pump fits all 1971-82 small block Corvettes and has 5/8" pilot shaft with heavy-duty 3/4" ball/roller bearing. Dimension from block surface to hub: 5-13/16"



\* As cast natural stain finish.

### Aluminum Water Pumps

##### EDE8815\*

Short-style pump fits all 1984-91 350 cu. in. Corvettes. Has 3/4" pilot shaft and 3/4" ball/ball bearing. Dimension from block surface to hub: 5.80"



##### EDE8882\*

Short-style pump is ideal for street cars with aftermarket serpentine belt pulleys. Includes 5/8" pilot shaft and heavy-duty 3/4" ball/ball bearing. Dimension from block surface to hub: 5-5/8"



### GM/LS Water Pump

##### EDE8896\*

Two-piece, as-cast finished pump fits 1997-07 Gen III and IV LS engines with two-piece thermostats and has a 3/4" ball/ball bearing shaft. Dimension from block surface to hub is 6". A replacement cartridge (EDE8897) is available separately. Pulley EDE8898 is also available for pump.



### Big Block Chevy, Standard Rotation

##### EDE8850\*

Fits all 1965-68 big block Chevy passenger cars, 1966-72 trucks, and 1969-70 Corvettes. Has 5/8" pilot shaft and 3/4" ball/roller bearing. Dimension from block surface to hub: 5-3/4"



##### EDE8851\*

Long-style pump fits 1969-87 big blocks and some 1988-91 heavy duty trucks with Mark IV engines. Does not fit Corvettes or trucks over 1 ton. Includes 5/8" pilot shaft and 3/4" ball/ball bearing. Dimension from block surface to hub: 7-5/16"



##### EDE8852\*

Short-style pump fits all 1971-74 big block Corvettes. Comes with 3/4" pilot shaft and heavy-duty 3/4" ball/ball bearing. Dimension from block surface to hub: 5-3/4"



\* As-cast natural satin finish.



### Big Block Chevy, Reverse Rotation

#### EDE8854\*

Ideal for street cars with aftermarket serpentine belt pulleys. Includes heavy-duty 3/4" ball/ball bearing. Dimension from block surface to hub: 5-3/4"



### Chevy 348-409

#### EDE8858\*

Fits 1958-65 348/409 engines and has a 5/8" shaft that relies on a 3/4" ball/ball bearing for smooth, trouble-free operation. The distance from the block surface to the hub is 5-1/2'.



### Big Block Chrysler

#### EDE8814\*

Maximum cooling and performance for 361-440 engines, water pump is engineered to directly replace the stock pump in the factory cast-iron housing, or work with the Mopar Performance aluminum housing. Includes 5/8" pilot shaft.



### Small Block Ford

#### EDE8841\*

Right-hand inlet with back plate. Dimension from casting to hub: 5.42". Fits 1965-68 289, 1968-69 302, 1969 351W with 5/8" shaft.



#### EDE8843\*

Left-hand inlet with back plate. Dimension from casting to hub: 5.70" Fits 1970-78 302 and 1970-87 351-W with 5/8" shaft.



#### EDE8844\*

Left-hand inlet with no back plate. Dimension from casting to hub is 5.71". Fits 1970-79 351-C and 351-M/400 with 5/8" pilot shaft.



\*As cast natural stain finish.

### Ford 5.0L Reverse Rotation

#### EDE8840\* (1986-93),

#### EDE8045\* (1993-97)

Fits 5.0L V8s using a serpentine accessory drive belt. Reverse rotation; not for early model 289-302 V8s. Has heavy-duty 3/4" ball/roller bearing. Dimension from block surface to hub: 5-3/4".



### 429/460 Ford

#### EDE8866\*

Left-hand inlet and no backing plate. Accepts Ford backing plate C8SZ-8508A. Fits all 1970-92 429/460 V8s in passenger cars, trucks, vans, and motor homes. Has heavy-duty 3/4" ball/roller bearing. Dimension from block surface to hub is 5-1/2".



\* As-cast natural satin finish.

### Ford "FE"

#### EDE8805\*

Fits all 1965-76 Ford "FE" V8s. Comes with heavy-duty 3/4" ball/ball bearing. Dimension from block surface to hub: 7.56" with 5/8" pilot shaft.



### Pontiac

#### EDE8856\*

Fits all 1969-79 389-455 cu. in. with 11-bolt front timing cover with back plate. Has 3/4" ball/ball bearing. Dimension from block surface to hub: 4-1/2".



\* As-cast natural satin finish.





## Max Fire® Ignition Spark Plug Wire Sets

Max Fire® Ultra Spark® wires are designed with extremely high EMI/RFI suppression along with very low resistance. Manufactured with 8.5mm, silicone jacket, kevlar core wire available in two levels, Ultra Spark® 500 and Ultra Spark® 50, both offering custom fit applications as well as universal kits. The Ultra Spark® 500 is a good quality OE replacement wire featuring 500 ohms resistance per foot and stainless steel terminals. Designed for high-performance engines, Ultra Spark® 50 features 50 ohms per foot resistance and stainless steel terminals.



EDE22712

**ULTRA SPARK 50**

Part No.	Description
<b>Ultra Spark® 50 Custom Fit Wires</b>	
<b>EDE22712</b>	Small Block Chevrolet, 1974-79 with HEI 90° Boots, Red
<b>EDE22713</b>	Small Block Chevrolet, 1980 with HEI 90° Boots, Red
<b>EDE22714</b>	Small Block Ford, 1983-95, Red
<b>Ultra Spark® 50 Universal Sets</b>	
<b>EDE22711</b>	8 Cylinder HEI and Standard Ignition, 90° Boots, Red
<b>Ultra Spark® 500 Custom Fit Wires</b>	
<b>EDE22704</b>	Small Block Ford, 1983-95, Black
<b>EDE22703</b>	Small Block Chevrolet, 1980 with HEI 90° Boots, Black
<b>EDE22702</b>	Small Block Chevrolet, 1974-79 with HEI 90° Boots, Black
<b>Ultra Spark® 500 Universal Sets</b>	
<b>EDE22700</b>	8 Cylinder HEI and Standard Ignition, Straight Boots, Black



Indicate color G (Black) or R (Red) when ordering. Example: ENE3-3156R for Red

## LS Engine Conversion Mounts

Bolt an LS-Series GM engine into an earlier small block chassis with HYPER-FLEX polyurethane performance motor mounts. The set includes two mounts, two adapters, and hardware. Components are chrome or zinc-plated and the nuts are welded to the plates for easy installation.



Part No.	Description
<b>ENE3-1148G</b>	LS1 Engine Conversion Mounts (Short-Wide) Zinc
<b>ENE3-1150G</b>	LS1 Engine Conversion Mounts (Tall-Narrow) Zinc

## Replacement Early Style Chevy Motor Mounts

Unique urethane motor mounts with a safety interlock to control horsepower are offered in chrome or zinc-plated metal with choice of black or red urethane. Fit 1958-72 Chevy V8.




Part No.	Description
<b>ENE3-1114G</b>	Motor Mounts, Black, Plain
<b>ENE3-1114R</b>	Motor Mounts, Red, Plain
<b>ENE3-1115G</b>	Motor Mounts, Black, Chrome
<b>ENE3-1115R</b>	Motor Mounts, Red, Chrome

## 1966-73 Mustang Engine and Transmission Mount Set

### ENE4-1137G

Durable yet more compliant than solid mounts, the components will help prevent drivetrain damage and stabilize high-output powerplants. Zinc-plated metal components ensure longevity.



## GM-Style Urethane Transmission Mount

Part No.	Description
<b>ENE3-1108G</b>	Black Transmission Mount
<b>ENE3-1108R</b>	Red Transmission Mount



## 1979-95 Ford-Style Urethane Transmission Mount

### ENE4-1104G



Indicate color G (Black) or R (Red) when ordering. Example: ENE3-3156R for Red

## Mustang II Control Arm Bushings

**ENE4-3130G**



## Mustang II Rack Mount Bushing

**ENE4-10101G**



## Mustang II Strut Rod Bushings

**ENE4-7113G**



## Mustang II Tie Rod Boots

Part No.	Description
<b>ENE9-13101G</b>	Black Mustang II Tie Rod Boots, Pair
<b>ENE9-13101R</b>	Red Mustang II Tie Rod Boots, Pair

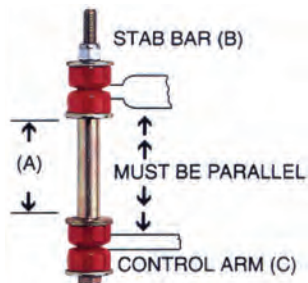


## Complete End Link Kits

The set includes bushings, zinc-plated 3/8" grade 5 bolts, "nylock" nuts and heavy gauge washers.

**To Determine Fit:** Vehicle must be on level ground (not jacked up) with wheels supporting it. Make sure stabilizer bar and eyelet (B) are parallel to control arm (C). Many times they are not. You may be required to use a slightly longer or shorter sleeve length than the original. Measure sleeve length (A) and compare to the chart to find the correct set.

"A" Length	Set Number
1"	<b>ENE9-8122G</b>
1-5/8"	<b>ENE9-8120G</b>
2"	<b>ENE9-8123G</b>
2-3/8"	<b>ENE9-8125G</b>
2-5/8"	<b>ENE9-8117G</b>
2-7/8"	<b>ENE9-8118G</b>
3-3/8"	<b>ENE9-8119G</b>
3-9/16"	<b>ENE9-8124G</b>
4-1/2"	<b>ENE9-8121G</b>




## 1960-72 Chevy C-10 Truck Rear Tracking Arm Bushing Set

**ENE3-7104G**

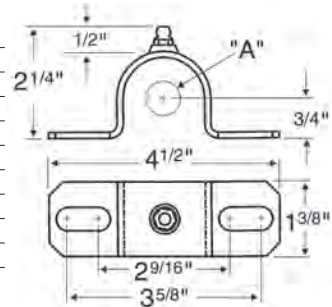


## Greaseable Sway Bar Bushing Sets

Bushings have grease fittings and a unique channel design which diverts grease to all inner surfaces, virtually eliminating squeaking. Use the dimensional drawings to determine the proper size for each application. The bolt slot dimensions were designed for 10mm or 3/8" diameter mounting bolts. Choose the sway bar bracket size that most closely matches existing bar.

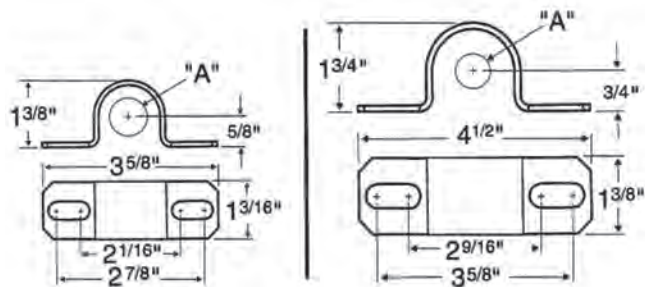


Bar Diameter "A"	Greaseable Set
11/16"/17.5mm	<b>ENE9-5155G</b>
3/4"/19mm	<b>ENE9-5156G</b>
13/16"/20.5mm	<b>ENE9-5157G</b>
7/8"/22mm	<b>ENE9-5158G</b>
15/16"/24mm	<b>ENE9-5160G</b>
1"/25mm	<b>ENE9-5161G</b>
1-1/16"/27mm	<b>ENE9-5162G</b>
1-1/8"/28.5mm	<b>ENE9-5164G</b>
1-1/4"/31.5mm	<b>ENE9-5165G</b>



## Non-Greaseable Type Sway Bar Bushing Sets

Economical HYPER-FLEX™ bushings with matching heavy gauge brackets deliver maximum performance for a vehicle's sway bar system. Use the dimension drawings to determine the proper size for application. The bolt slot dimensions fit 10mm or 3/8" diameter mounting bolts. Choose the sway bar bracket size that most closely matches existing bar.



Drawing 1

Drawing 2

Bar Diameter "A"	Drawing 1 Type Non-Greaseable	Drawing 2 Type Non-Greaseable
5/8"/16mm	—	<b>ENE9-5104G</b>
3/4"/19mm	<b>ENE9-5123G</b>	<b>ENE9-5106G</b>
7/8"/22mm	<b>ENE9-5126G</b>	<b>ENE9-5108G</b>
15/16"/24mm	<b>ENE9-5128G</b>	<b>ENE9-5109G</b>
1"/25mm	<b>ENE9-5129G</b>	<b>ENE9-5110G</b>
1-1/16"/27mm	—	<b>ENE9-5111G</b>
1-1/8"/28.5mm	—	<b>ENE9-5112G</b>
1-1/4"/31.5mm	—	<b>ENE9-5113G</b>
1 5/16"/33mm	—	<b>ENE9-5114G</b>



Indicate color G (Black) or R (Red) when ordering. Example: ENE3-3156R for Red

Year	Front End Control Arm Bushing Set	Rear End Control Arm Bushing Set	Rear Leaf Spring Bushing Set	Body Mount Set	Front Strut Rod Bushing Set	Front Sway Bar Frame Bushings	Front End Links	Tie Rod Boots
<b>Buick Regal (RWD), Grand National</b>								
1982-87	ENE3-3156	ENE3-3132	—	ENE3-4141	—	—	—	ENE9-13101 72
1978-81	ENE3-3156	ENE3-3132	—	—	—	—	—	ENE9-13101 72
1974-77	ENE3-3105	ENE3-3132	—	—	—	—	ENE9-8117	ENE9-13101 72
<b>Chevrolet Full Size - Impala</b>								
1991-96	—	ENE3-3159 2	—	—	—	—	ENE9-8123	ENE9-13101 72
1965-70	ENE3-3150 73	ENE3-3149 2, 79, 86	—	ENE3-4138 74	ENE3-7109	—	ENE9-8120	ENE9-13101 72
<b>Chevrolet Nova, Chevy II</b>								
1968-74	—	—	ENE3-2103 10 ENE3-2101 9	ENE3-4142	—	—	ENE9-8117	ENE9-13101 72
1962-67	ENE3-3160	—	ENE3-2122 9	—	ENE3-7105	—	ENE9-8117	ENE9-13101 72
Year	Front End Control Arm Bushing Set	Rear End Control Arm Bushing Set	Rear Leaf Spring Bushing Set	Body Mount Set	Transmission Mount	Front Sway Bar Frame Bushings	Front End Links	Tie Rod Boots
<b>Chevrolet Camaro</b>								
1982-92	ENE3-3157 8	—	—	—	ENE3-1108 103	34mm ENE3-5131	ENE9-8117	ENE9-13101 72
1980-81	ENE3-3106	—	ENE3-2103	ENE3-4142	ENE3-1108	—	ENE9-8117	ENE9-13101 72
1975-79	ENE3-3105	—	ENE3-2103	ENE3-4142	ENE3-1108	—	ENE9-8117	ENE9-13101 72
1973-74	ENE3-3103 5	—	ENE3-2103	ENE3-4142	ENE3-1108	—	ENE9-8117	ENE9-13101 72
1970-72	ENE3-3102	—	ENE3-2103	ENE3-4142	ENE3-1108	—	ENE9-8117	ENE9-13101 72
1967-69	—	—	ENE3-2101 9 ENE3-2102 10	ENE3-4142	ENE3-1108	—	ENE9-8117	ENE9-13101 72
<b>Chevrolet Chevelle, Monte Carlo, Malibu</b>								
1978-88	ENE3-3156	ENE3-3132	—	ENE3-4141	ENE3-1108	—	ENE9-8119	ENE9-13101 72
1968-72	ENE3-3172 67	ENE3-3132	—	ENE3-4115 46	ENE3-1108	—	ENE9-8118	ENE9-13101 72
Year	Front End Control Arm Bushing Set	Rear End Control Arm Bushing Set	Rear Leaf Spring Bushing Set	Body Mount Set	Rear Strut Rod Bushing Set	Front Sway Bar Frame Bushings	Front End Links	Tie Rod Boots
<b>Chevrolet Corvette</b>								
1996	ENE3-3142	—	—	—	—	—	—	ENE9-13101 72
1988-95	ENE3-3142	ENE3-3145	—	—	—	—	—	ENE9-13101 72
1984-87	ENE3-3142	ENE3-3145	—	—	—	—	—	ENE9-13101 72
1975-82	ENE3-3108	ENE3-3191	Spring Cushions ENE3-2104	ENE3-4126	—	—	ENE9-8120	ENE9-13101 72
1973-74	ENE3-3108	ENE3-3191	Spring Cushions ENE3-2104	ENE3-4126	—	—	ENE9-8120	ENE9-13101 72
1970-72	ENE3-3108	ENE3-3191	Spring Cushions ENE3-2104	—	—	—	ENE9-8120	ENE9-13101 72
<b>Chevrolet 1/2 Ton C-10/C1500 Pickup 2WD</b>								
1967-72	—	ENE3-3123	—	ENE3-4108	—	1-1/16" ENE3-5175	—	ENE9-13119
Year	Transmission Mount	Rear Leaf Spring Bushing Set	Body Mount Set	Front Strut Rod Bushing Set	Front Sway Bar Frame Bushings	Front End Links	Ball Joint Boot Set	Tie Rod Boots
<b>Dodge/Plymouth A-Body: Dart, Demon, Duster</b>								
1973-76	ENE5-1112	ENE5-2106 81	—	ENE5-7109	7/8" ENE5-5113	ENE9-8120	ENE5-13102	ENE9-13101 72
<b>Dodge/Plymouth B-Body: Charger, GTX, Roadrunner, Super Bee</b>								
1973-79	ENE5-1112	—	ENE5-4111 57	ENE5-7109 30	—	—	ENE5-13102	ENE9-13101 72
1970-72	ENE5-1112	ENE5-2101 25 ENE5-2104 26	—	ENE5-7109	—	ENE9-8120	ENE5-13102	ENE9-13101 72
<b>Dodge/Plymouth E-Body: Barracuda and Challenger</b>								
1970-74	ENE5-1112	ENE5-2101 25 ENE5-2104 26	—	—	—	ENE9-8120	ENE5-13102	ENE9-13101 72

Footnotes	
2	Must reuse existing outer metal shells.
5	1-5/8" O.D. front lower.
6	With all round bushings.
8	Lowers only.
9	Mono-leaf spring.
10	Multi-leaf spring.
25	Except 426 and 440 models.
26	426 and 440 models.

Footnotes	
30	1973-74 only.
46	1970-72 Monte Carlo use ENE3-4134.
57	Must reuse all metal parts.
67	With oval rear lower bushing.
72	Two boots per package.
73	Lowers must reuse all metal parts.
74	2 door hard top.
79	With two upper control arms.

Footnotes	
81	All with 2" main eye and 5/8" bolt.
86	1969-70 with V8 use ENE3-3151.
103	V6 engine requires crossmember modification.



Indicate color G (Black) or R (Red) when ordering. Example: ENE3-3156R for Red

Year	Front End Control Arm Bushing Set	Rear End Control Arm Bushing Set	Rear Leaf Spring Bushing Set	Body Mount Set	Front Strut Rod Bushing Set	Front Sway Bar Frame Bushings	Front End Links	Tie Rod Boots
Ford Fairlane, Grand Torino, Torino, Elite, Ranchero								
1967-71	ENE4-3102 <sup>2,18</sup>	-	-	-	ENE4-7112	-	ENE9-8120	ENE9-13101 <sup>72</sup>
Ford Full Size, Galaxie								
1972-78	-	-	-	-	ENE4-7117	-	ENE9-8118	ENE9-13101 <sup>72</sup>

Year	Front End Control Arm Bushing Set	Rear End Control Arm Bushing Set	Motor Mount	Transmission Mount	Front/Rear Sway Bar Frame Bushings	Front End Links	Tie Rod Boots	Front Ball Joint Boot Set
Ford Mustang								
1983-93	ENE4-3132	ENE4-3114 <sup>2,8</sup> ENE4-3115 <sup>2,1</sup>	ENE4-1122	ENE4-1104	-	ENE9-8121	ENE9-13101 <sup>72</sup>	ENE9-13130
Mercury Capri								
1979-86	ENE4-3132 <sup>14</sup>	ENE4-3114 <sup>2,8</sup> ENE4-3115 <sup>2</sup>	-	-	-	ENE9-8121	-	ENE9-13101 <sup>72</sup>
Oldsmobile Cutlass, 442								
1978-88	ENE3-3156	ENE3-3132	-	ENE3-4141	-	ENE9-8119	-	ENE9-13101 <sup>72</sup>
1974-77	ENE3-3105	ENE3-3132	-	-	-	-	-	ENE9-13101 <sup>72</sup>

Year	Front End Control Arm Bushing Set	Rear End Control Arm Bushing Set	Rear Leaf Spring Bushing Set	Body Mount Set	Transmission Mount	Front Sway Bar Frame Bushings	Front End Links	Tie Rod Boots
Pontiac Firebird and Trans Am								
1982-92	ENE3-3157	-	-	-	ENE3-1108	34mm ENE3-5131	ENE9-8117	ENE9-13101 <sup>72</sup>
1980-81	ENE3-3106	-	ENE3-2103	ENE3-4144	ENE3-1108	-	ENE9-8117	ENE9-13101 <sup>72</sup>
1970-72	ENE3-3102	-	ENE3-2103	ENE3-4142	ENE3-1108	-	ENE9-8117	ENE9-13101 <sup>72</sup>
1967-69	ENE3-3101	-	ENE3-2101 <sup>9</sup> ENE3-2102 <sup>10</sup>	ENE3-4142	ENE3-1108	-	ENE9-8117	ENE9-13101 <sup>72</sup>
Pontiac LeMans, GTO, Tempest, Grand Am to 1981, Grand Prix 1982-88								
1982-88	ENE3-3156 <sup>71</sup>	ENE3-3132 <sup>71</sup>	-	ENE3-4141	ENE3-1108	-	ENE9-8117 <sup>71</sup>	ENE9-13101 <sup>72</sup>
1978-81	ENE3-3156	ENE3-3132	-	-	ENE3-1108	-	ENE9-8119	ENE9-13101 <sup>72</sup>
1967-72	ENE3-3172 <sup>67</sup>	ENE3-3132	-	-	ENE3-1108	-	ENE9-8118	ENE9-13101 <sup>72</sup>

#### Footnotes

1	With oval front bushing.
2	Must reuse existing outer metal shells.
6	With all round bushings.
9	Mono leaf spring.
10	Multi leaf spring.

#### Footnotes

14	Except heavy-duty suspension.
18	1-7/16" O.D. lower.
67	With oval rear lower bushing.
71	Grand Prix only.
72	Two boots per package.

## ENEOS THE PERFORMANCE MOTOR OIL™

### ECO ATF

ECO ATF is a fuel-efficient, low-viscosity transmission fluid that meets the requirements of many American-made vehicles. Manufactured with premium base stocks, low-molecular weight boosters, and selected additives which provide high resistance to mechanical wear, outstanding friction characteristics, and anti-shudder protection. Compatible with transmissions requiring GM Dexron III and Ford Mercon. Not compatible with CVT's and Ford Type F requirements.

Part No.	Description
EN03103-300	One-Quart Bottle
EN03103-301	Case of (12) One-Quart Bottles



## Gear Oil • GL-5 75W-90

Formulated for use in manual transmissions and non-limited differentials including heavy-duty manual transmissions, axles, and final drives which require API GL-5 and 75W-90 viscosity.

Part No.	Description
<b>EN03092-300</b>	GL-5, 75W90 One-Quart Bottle
<b>EN03092-302</b>	GL-5, 75W90, Case of (6) One-Quart Bottles



## Street and Track Racing Oil

This fully synthetic Street and Track racing oil is formulated from high-quality base stock with MoDTC and ZDDP additives to protect engines during cold weather start-ups to extreme race track temperatures. Maximum horsepower, oil film retention, and anti-wear protection make this oil suitable for every type of motorsport event, including stock cars, autocross, drifting, and drag cars. Meet API specifications.

Part No.	Description
<b>EN03901-300</b>	0W-20, API Service SN/RC, One-Quart Bottle
<b>EN03901-302</b>	0W-20, API Service SN/RC, Case of (6) One-Quart Bottles
<b>EN03902-300</b>	0W-50, API Service SN, One-Quart Bottle
<b>EN03902-302</b>	0W-50, API Service SN, Case of (6) One-Quart Bottles



## Fully Synthetic Motor Oil

Manufactured from 100% synthetic base oil, providing superior thermal and resistance to oxidation and breakdown. These oils flow better at cold temperatures, reducing wear on critical engine parts at start up. Formulated with a blend of additives that help improve fuel mileage by keeping the engine clean, protecting vital engine parts from wear and reducing internal friction. ENEOS Fully Synthetic Motor Oils exceed the latest API Service SN, ILSAC GF-5 classifications.



Part No.	Description
<b>0W-16</b>	
<b>EN03251-300</b>	One-Quart Bottle
<b>EN03251-301</b>	Case of (12) One-Quart Bottles
<b>EN03251-400</b>	Six Gallons
<b>Dexos 1, 0W-20</b>	
<b>EN03701-300</b>	One-Quart Bottle
<b>EN03701-301</b>	Case of (12) One-Quart Bottles
<b>EN03701-320</b>	Five-Quart Jug
<b>EN03701-323</b>	Case of (4) Five-Quart Jugs
<b>EN03701-400</b>	0W-20, Six Gallons
<b>Dexos 1, 5W-30</b>	
<b>EN03703-300</b>	One-Quart Bottle
<b>EN03703-301</b>	Case of (12) One-Quart Bottles
<b>EN03703-320</b>	Five-Quart Jug
<b>EN03703-323</b>	Case of (4) Five-Quart Jugs
<b>EN03703-400</b>	Six Gallons
<b>5W-30</b>	
<b>EN03241-300</b>	One-Quart Bottle
<b>EN03241-301</b>	Case of (12) One-Quart Bottles
<b>EN03241-320</b>	Five-Quart Jug
<b>EN03241-323</b>	Case of (4) Five-Quart Jugs
<b>EN03241-400</b>	5W-20, Six Gallons
<b>5W-40</b>	
<b>EN03704-300</b>	One-Quart Bottle
<b>EN03704-301</b>	Case of (12) One-Quart Bottles
<b>EN03704-320</b>	Five-Quart Jug



Traditional hot rods more or less evolved from "rat rods" and, like these earlier rods, they often use traditional, vintage V8 engines. Early Cadillac, Olds, Ford, and Chrysler (as well as DeSoto and Dodge Red Ram) hemis are all prominently displayed in the engine compartments of these machines. These engines can still be found quite readily, but most of their internal replacement parts dropped off the radar of parts catalogs years ago. Enter Egge Machine Company. The company offers American-made replacements for pistons, stainless steel valves, bearings, rings, and even complete rebuild kits for almost every nostalgic V8. They also have vintage suspension components. We are an official Egge dealer and we're set up to special order all of Egge's products. Don't let "unavailable" obsolete parts put a stop to that next project.

**Call us and we'll call Egge.**





## Gear & Chain Clear Grease

### ERPP018

High-quality, soluble grease is designed to form a protective barrier against moisture and extreme temperatures. Lubricant is recommended for all types of chains and gears, helps reduce wear, and prevents rust from forming on exposed surfaces. Sold in a 13-ounce aerosol can.



## G-100 Lithium Grease

High-speed, lithium-complex grease provides protection to wheel bearings and other lubrication requirements. Sold in 14.5-ounce cartridges or 16-ounce tub.

Part No.	Description
ERPP008	14.5-oz. Cartridge
ERPP008T	16-oz. Tub



## Antifriction Engine Treatment

Additive has been tested and proven for over 20 years in gasoline and diesel engines, compressors, power tools, heavy equipment, etc. Product treats and conditions the metal, not the lubricant, and when added reduces friction and wear between metal components.



## G-200 Synthetic Grease

High-temperature, low-speed synthetic grease is well suited to severe applications including disc brake wheel bearings, universal joints, fan hubs, fifth wheels, etc. Sold in a 14.5-ounce cartridge or 16-ounce tub.

Part No.	Description
ERPP006	14.5-oz. Cartridge
ERPP006T	16-oz. Tub



Part No.	Description
ERPP001	Antifriction Engine Treatment, 5-oz. Bottle
ERPP007	Antifriction Engine Treatment, 8-oz. Bottle
ERPP002	Antifriction Engine Treatment, 16-oz. Bottle
ERPP003	Antifriction Engine Treatment, 1-Gallon Bottle

## Octane Booster

### ERPP033S

Fuel additive is a highly concentrated MMT lead substitute that also increases the RON octane rating of gasoline. Product helps eliminate harmful pre-ignition caused by low octane gasoline. Sold in a 16-ounce bottle.



## Complete Fuel System Cleaner

### ERPP032

Highly concentrated cleaner removes harmful fuel system deposits, reduces emissions, and restores performance. Sold in a 16-ounce bottle.



## Multipurpose Penetrating Lube

### ERPP010

Lubricant features the metal conditioning technology of Energy Release in a convenient aerosol can. Product guards against rust on exposed metal surfaces, frees bolts and fittings frozen by rust or corrosion. Sold in a 12-ounce aerosol can.



## Citrus Engine Degreaser Plus

### ERPP019

Versatile cleaner/degreaser features a citrus-based formula and is safe to use on auto parts, tools, machinery, etc. Suitable for use as a tough engine degreaser or gentle, all-purpose cleaner. Rinses completely with water and leaves no residue. Sold in an 18-ounce aerosol can.



## Cutting and Tapping Fluid

### ERPP011

Superior cutting formula incorporates Energy Release to help tools cut through the hardest materials without distortion or tool wear. Fluid reduces heat and provides superior protection to cutters, drills, taps, reamers, and punches. Sold in a 13.75-ounce aerosol can.



## Motor Flush

### ERPP023

Engine oil additive cleans and conditions internal engine components, dissolving and eliminating sludge. Product cleans valves, piston rings, etc. for improved horsepower and fuel economy while also protecting and conditioning metal surfaces for reduced friction. Sold in 15-ounce can.







## Billet X-treme Carburetors

The all-out performance Billet X-treme Series carburetors are constructed with CNC-machined main bodies, 2 circuit billet metering blocks, center-hung floats, and 4 corner idle adjustment. These features provide a carburetor that is extremely tunable and will work with all common fuels including methanol and ethanol. All Billet X-treme carburetors are manufactured without chokes and include 2 port fuel bowls, allowing installation on virtually any race vehicle. Available with either vacuum or mechanical-operated secondaries.



Description	Vacuum Secondary Part	Mechanical Secondary Part
750 CFM Carb, Titanium Main / Red Metering Blocks/ Black Throttle Body, 2-Port X Fuel Bowl	FSC41750BB	FSC41750BB-1
850 CFM Carb, Black Main /Red Metering Blocks/Black Throttle Body, 3-Port Viper Fuel Bowl	-	FSC41850BB-3

## Adjustable Fuel Log

### FSC41650D-3

Attractively black anodized fuel log features an adjustable design to work with a variety of popular 4bbl carburetors. Fuel log includes a -10AN male inlet, dual 7/8"-20 male outlets, and a 3/8" NPT port for a fuel pressure gauge.



## RT Series Carburetors


Designed for exceptional street performance, the RT Series Carburetors are perfect for classic muscle cars or street rods. Manufactured with vacuum secondaries and electric chokes, these pressure forged aluminum carburetors incorporate the latest technology in air/fuel calibrations for great out-of-the box performance. Available in 600, 650, and 750 CFM versions with a factory polished finish.



Part No.	Description
<b>Vacuum Secondaries</b>	
FSC40600	600 CFM Square-Flange RT Carb, Electric Choke, Side-Hung Float, Single-Feed Fuel Inlet
FSC40650	650 CFM Square-Flange RT Carb, Electric Choke, Side-Hung Float, Single-Feed Fuel Inlet
FSC41750	750 CFM Square-Flange RT Carb, Electric Choke, Center-Hung Float, Four Corner Idle, Dual-Feed Fuel Inlet

## RT Plus Carburetors

Ideal for the weekend warrior, featuring black electroplated pressure-forged metering blocks and bases.



FSC41600P

Part	Description
FSC41600P	600 CFM, Electric Choke, Vacuum Secondary
FSC41600P-1	600 CFM, Manual Choke, Vacuum Secondary
FSC41600P-3	600 CFM, Manual Choke, Mechanical Secondary
FSC41650P-3	650 CFM, Manual Choke, Mechanical Secondary

## RT-X Carburetors

Affordably priced, RT-X carburetors are ideal for both road and track applications. This fully tunable carburetor features red billet metering blocks and a black billet base.



Part	Description
FSC42750XB	750 CFM, Mechanical Secondary, Black

## Custom Pop-Up Tents

The ultimate method to provide shade and shelter. Canopies combine durable, lightweight aluminum frames with attractive black, fire-retardant and weather-resistant top covers. User-friendly design allows quick, easy set-up with telescopic legs that snap into place with the click of a button. Optional wheeled canopy bag for easier transport and storage may be purchased separately. Canopies may also be ordered with top covers that feature custom graphics. Additional available accessories include side skirts, back, and side walls, as well as custom flags.

Part No.	Description	Weight	Dimensions
FAC30001	10' x 10'	52 lbs.	120"W x 120"D x 137"H
FAC30011	10' x 15'	58 lbs.	180" W x 120"D x 137"H
FAC30021	10' x 20'	68 lbs.	240" W x 120"D x 137"H



## Wall Kits for Custom Pop-Up Tents

Designed to keep out dust, dirt, bright sunlight, and even prying eyes, Wall Kit provides full enclosure of a Factory Canopy. Convenient center zipper provides access. Black only.

Part No.	Description
FAC42001-KIT	Wall Kit for 10' x 20' Canopy



FAC42001-KIT

## Replacement/Accessory Components

Part No.	Description
FAC10001	10' x 10' Top
FAC10011	10' x 15' Top
FAC10021	10' x 20' Top
FAC20001	10' x 10' Frame
FAC20011	10' x 15' Frame
FAC20021	10' x 20' Frame



## FAST EZ-EF

### FST30226-06KIT

FAST EZ-EFI makes it easy to convert from carburetor to EFI. Get faster starts, quicker throttle response, and better fuel mileage. Designed for easy installation, kits include all the necessary components for a FAST install.





## Digital Air/Fuel Meter

End guessing games to determine carburetor jetting or EFI profiles. Dual sensor monitors air/fuel ratios on both engine banks. A lighted display screen plays back recorded information without downloading to a computer. Wideband oxygen sensors may be read individually or averaged together. Outputs are for external data loggers and digital gauges. A narrowband simulator works with the engine computer. Air/Fuel Meters include oxygen sensor, 12' cable, and instructions. Optional RPM input module monitors RPM simultaneously with air/fuel ratios.



Part No.	Description
<b>FST170401</b>	Single Sensor Air/Fuel Meter
<b>FST170402</b>	Dual Sensor Air/Fuel Meter
<b>Accessories</b>	
<b>FST170408</b>	Replacement Wideband Oxygen Sensor

## EZ-EFI

Based on a 4150 throttle body the system is self-tuning, requiring no laptop computer. EZ-EFI works with the stock carburetor linkage on any engine up to 550 horsepower. Base system includes an ECU, wideband oxygen sensor, wiring harness, tach and power adapter, temperature sensor and fitting, and the throttle body. Master Kit includes base kit, fuel pump, and 25' hose and fitting. Improve mileage, performance, and cold weather starts.



Part No.	Description
<b>FST30226-06KIT</b>	EZ EFI Base Kit

## Fuel Rails and Injector Bungs

Extruded aluminum rails are suitable for engines with up to 2,500 horsepower. Bungs may be fabricated for use in intake manifolds.



Part No.	Description
<b>FST30700218B</b>	Fuel Rail, 18"
<b>FST30700224B</b>	Fuel Rail, 24"
<b>FST30700236B</b>	Fuel Rail, 36"
<b>FST307017</b>	Injector Adapter Bungs, 8-Pack

## Precision Fuel Injectors

### FST303608

Injectors have a wide spray angle for exceptional fuel atomization. Modern magnetics assure accurate injector opening rates and improved throttle response. Sold in sets of eight. 36 lb./hr.




## EFI Components

F.A.S.T. offers a wide variety of components for the EFI enthusiast.

Part No.	Description
<b>FST307003</b>	CTS (Coolant Temperature Sensor)
<b>FST307004</b>	ATS (Air Temperature Sensor)
<b>FST307005</b>	Ford TPS (Throttle Position Sensor)
<b>FST307007</b>	1-Bar MAP (Manifold Absolute Pressure) Sensor
<b>FST307009</b>	3-Bar MAP (Manifold Absolute Pressure) Sensor
<b>FST307014</b>	GM TPI Style IAC (Idle Air Control) Motor
<b>FST307017</b>	Fuel Injector Bungs, 8-Pack

## LSX 102mm Intake Manifold

A polymer intake manifold for rectangular port GM L92/LS3/LS7 engines developed by FAST and RHS to produce gains of 30+ horsepower and 25+ lb./ft. of torque at the flywheel over a stock LS intake. The three-piece modular design allows the manifold to be easily disassembled for porting. The runners are longer and less restrictive and can be removed individually for modification.



Part No.	Description
<b>FST146102B</b>	L92/LS3 Car Rectangle Port
<b>FST146202B</b>	LS7 Car Raised Rectangle Port





### Go EFI 4 Self-Tuning Fuel Injection Kit

This system is suitable for engines from 260 HP up to 600HP. The fully self-contained unit mounts to any 4-barrel intake manifold. Other features include a handheld controller for quick and easy initial setup, a built-in fuel regulator, a throttle body-mounted ECU, and spark control without the need for a special distributor. The kit includes four Hi-Flow 600 HP injectors, die-cast throttle body, internal MAP sensor, TPS, coolant sensor, a handheld controller, fuel regulator, O2 sensor and bung, -6AN fuel inlet fitting, and gasket kit.



Part No.	Description
<b>FIT30001</b>	Basic Kit, Bright Tumble Finish
<b>FIT30002</b>	Basic Kit, Matte Black Finish

### Go EFI 4-600 HP Kit

#### **FIT30004**

This power adder system is designed for enthusiasts looking to add more horsepower from the use of existing turbochargers, superchargers, single-stage nitrous kits, as well as aspirated engines. The system includes four Hi-Flow 600 HP injectors, die-cast throttle body, internal MAP sensor, TPS, coolant sensor, Pro Laptop software, an advanced handheld tuner, fan controllers, voltage fuel pump control, O2 sensor and bung, -6AN fuel inlet fitting, and gasket kit. Matte black finish.



### Go Street EFI - 400 HP System

#### **FIT30003**

The Go Street EFI is a ready-to-run system that strays away from the programmable features and sticks to the basic functions necessary to get the best performance and economy out of your street and mild performance engine. FiTech once again allows you to ditch that old carburetor and advance into the EFI world.



### Easy Street 600HP System

#### **FIT30005**

The new Easy Street 600HP system rounds out FiTech's street line of fuel injection solutions for many popular GM, Ford, and Mopar applications using a 4-barrel intake manifold. "Bolt-n-go" technology with pre-programmed settings provides great performance right out of the box, with minimal input required. The easy tach input reads the signal from COIL, HEI, CDI, and other ignition brands. Designed for naturally aspirated engines generating 200-600HP.



### Go Street EFI + In-Line Fuel Pump Master Kit

#### **FIT31003**

For a simple, ready-to-run fuel injection system designed to get the best performance and economy out of a street or mild performance engine, the Go Street EFI with in-line fuel pump is hard to beat. Designed to fit most popular GM, Ford, and Mopar applications making 150-400HP with a 4-barrel intake manifold, the Go Street throttle body includes an EFI-grade 255 lph inline external fuel pump suitable for up to 600HP. Kit also includes 40 ft. of EFI grade fuel hose, a 60-micron billet pre-filter and a 30-micron billet post filter.



### Go EFI 2-Barrel 400HP System

#### **FIT39001**

The new Go EFI 2-barrel system is designed for 4, 6, and most 8-cylinder vehicles. Eliminates cold start issues, hesitation, vapor lock, flooding, and other carburetor caused problems. Complete gold-colored throttle body kit with transmission control combines EFI reliability with old-school looks.



### Go EFI Tri-Power 600HP System

#### **FIT39610**

Remember that amazing sight of a 6-pack when you pop the hood of a classic muscle car? Upgrade to the reliability of EFI while keeping that impressive look of a trio of two-barrels. The GoEFI Tri-Power system bolts to most 6-pack manifolds and is compatible with factory air intakes. The simple, ready-to-run system features FiTech's self-learning technology. Includes three high-flow aluminum throttle bodies with gold finish, an external ECU (computer), and a Bosch wideband O2 sensor. All other sensors are easily sourced replacement GM-style sensors.





## Meanstreet EFI – 800 HP

### FIT30008

MeanStreet 800HP 8 injector kit to the forefront. Never has so much power been placed in one compact package. Meanstreet offers an onboard ECU and fuel pressure regulator to bring the user simple, clean wiring, and an easy install. The FiTech wideband O2 and Annular Swirl Wet Flow technology to get the most complete atomization available, bringing the user more power than ever. It fits any 4-bbl intake manifold and is the most self-contained and full-featured unit of this type. The ECU (computer) is mounted on the throttle body, which greatly simplifies installation. No hole in your firewall and no unsightly harness draped across your engine. It also has a built-in fuel pressure regulator. A hand-held controller features a touch screen for quick and easy initial set-up.



## Ultimate LS Induction Systems

Complete self-tuning induction systems for LS engines designed for the do-it-yourself hot rodder to the professional EFI tuner. These complete kits are available for 5.3L LS engines up to 427 strokers and include all necessary hardware and electronics needed for installation.



Part No.	Application	Horsepower
<b>FIT70001</b>	LS1/LS2/LS6	500 HP without Transmission Control
<b>FIT70002</b>	LS1/LS2/LS6	500 HP with Transmission Control
<b>FIT70003</b>	LS1/LS2/LS6	750 HP without Transmission Control
<b>FIT70004</b>	LS1/LS2/LS6	750 HP with Transmission Control
<b>FIT70013</b>	LS3/LS9	750 HP without Transmission Control
<b>FIT70014</b>	LS3/LS9	750 HP with Transmission Control

## Ultra Ram SBC EFI

### FIT38301

The new Ultra Ram EFI for small block Chevy engines is a self-tuning induction system designed for everyone from the do-it-yourself hot rodder to the professional EFI tuner. Includes everything needed to convert a carbureted crate, stock, or race SBC to FiTech's top-of-the-line self-learning EFI technology.



## Throttle Return Spring

### FIT60011

This kit includes a bracket that bolts to the throttle body and provides a throttle return spring. Note that this kit only fits the FiTech 4bbl. throttle bodies.



## Oxygen Sensor Bung Kit

### FIT60012

## 340 LPH In-Tank Fuel Pump

### FIT50102

This high-quality in-tank fuel pump is a replacement for the fuel pump that is used in the Fuel Command Center (FIT40003).



## 255 LPH Inline Frame Mount

### Fuel Pump

### FIT50101

This quality EFI fuel pump is a replacement for the pump that is used in the FIT40005 FiTech inline fuel pump kit.



## Aluminum Flywheels

CNC-machined aluminum flywheel's low moment of inertia relieves internal engine stress with no sacrifice in durability. High-carbon alloy friction surface works with organic, Kevlar, and sintered iron discs. Heat-treated ring gears secure with Grade 8 fasteners. Meets SFI specs.

Part No.	Description
<b>Ford</b>	
<b>FID186501</b>	1986-95 Mustang 5.0L, 157 RG, Includes 28.5-oz. and 50-oz. Weights
<b>General Motors</b>	
<b>FID198681*</b>	1955-86 for All Models, V8, 168 RG
<b>FID198681</b>	1967-86 Camaro, V8, 168 RG(9)
<b>FID198681*</b>	1955-86 Corvette, All Engines, 168 RG

\* For 383 or 400 engine. For 454 engine, must use FID624541 balance plate.





### Classic Tilt Columns

For non-airbag applications only, columns are all stainless steel and two-inch diameter to match existing mounting holes. Standard shaft in these columns is one inch O.D., DD. Horn relay must be installed and ignition switch is not available on column. Installation kits sold separately.

### 1967-68 GM "F" Body and 1968 "X" Body 30" x 2" Floor Shift Columns

Part No.	Description
<b>FLAFR20006</b>	Paintable Mill Finished Steering Column
<b>FLAFR20006SS</b>	Polished Stainless Steering Column

### 33" Muscle Car Floor Shift Tilt Key Column with 1"- 48 Shaft

#### **FLAFR30009BK**

Black powder-coated finish.

Description
1969-74 Nova / Skylark 1969-72 Chevelle/El Camino (GM A Body) 1969 and 1970-78 Camaro/Firebird

### 1969-81 GM "F" Body 33" x 2" Floor Shift Columns

Part No.	Description
<b>FLAFR20004-69</b>	Paintable Mill Finished Steering Column
<b>FLAFR20004-69SS</b>	Polished Stainless Steering Column

### 1964-66 GM "A" Body and 1962-67 "X" Body 30" x 2" Floor Shift Columns

Part No.	Description
<b>FLAFR20005</b>	Paintable Mill Finished Steering Column
<b>FLAFR20005SS</b>	Polished Stainless Steering Column

### Direct Tilt Steering Columns

Flaming River Direct-Tilt keyed steering columns are a direct-fit replacement for factory columns. They feature stainless steel construction, 2" tube diameter, integrated hazard and turn signal switches, and ignition switch with key. Offered in black powder-coated or paintable mill finish, with different end and shifter options.



Part No.	Application	Length	Shift	End	Finish
	GM C/K 20				
<b>FLAFR30006-48BK</b>	1973-87 Truck	48"	Floor	1"-48	Black
<b>FLAFR30006-48BK</b>	GM C/K 20 1973-87 Truck	48"	Column	1"-48	Black
<b>FLAFR30015BK</b>	GM F-Body 1970-81	33"	Floor	-	Black
<b>FLAFR30019</b>	Jeep CJ 1979-86	30"	Floor	-	Milled
<b>FLAFR30019BK</b>	Jeep CJ 1979-86	30"	Floor	-	Black

### Classic Series Keyed Tilt Steering Columns

All-new columns feature GM mechanical, high-amp ignition switch with accessory, on, off, and start positions and standard GM plug module. Columns have a high-strength, all-steel tilt shaft with PTFE-coated bearings and the exclusive Tru-Torque™ locking system. The "key at 3 (won't hit your knee)" positioning is possible because of the new one-piece casting. The Classic Series columns are completely made in the USA and have a 3-year/36,000 mile warranty.



Part No.	Shaft Size	Description
<b>FLAFR30001BK</b>	1" DD	33", Black

### Tilt Floor Shift Steering Column

A two-inch diameter tube and compact shroud add a unique and clean custom look to this column intended for use in hot rods with floor shifters. The column has a one-inch DD shaft and includes a stainless steel dress up kit (tilt and turn signal levers and hazard flasher knob), GM wiring harness, and an all new turn signal-canceling cam.



Part No.	Description
<b>FLAFR20005</b>	30" Steel
<b>FLAFR20005SS</b>	30" Polished Stainless Steel
<b>FLAFR20006</b>	32" Steel
<b>FLAFR20006SS</b>	32" Stainless Steel

### Direct-Fit Steering Column for 1967-68 Camaro

These 30" floor shift tilt steering columns feature a 1"DD end, and are designed as a direct fit replacement with custom look. Each column includes a billet dress up kit with tilt/turn signal levers and hazard knob, GM wiring (4-1/4" connector), and an all new canceling cam. Offered in 3 finish options.



Part No.	Description
<b>FLAFR21027BK</b>	Steering Column for 1967-68 Camaro, Black Powder-Coated Finish





## Plug Adapter Kit

### FLAFR20118

Female plug is supplied with terminals and can be used to mate any existing harness with a Flaming River 4-1/4" connector.



## Floor Mount

Aluminum billet ball and collar swiveler floor mount allows columns to be mounted at up to a 60° angle. Available for 1-3/4" or 2" columns.

Part No.	Description
FLAFR20100	1-3/4" Floor Mount
FLAFR20101	2" Floor Mount
FLAFR20101FB	1967-69 Camaro Satin



## Column Drops

Column drops are machined from billet aluminum with a smooth radius edge. This hinged sleek design is available in satin or mirror finish and in 1-3/4" or 2" inside diameter. Add to the end of the part number: "PL" for Polished or "S" for Satin finish.

Size	2" Dia.
2-1/2" Drop	FLAFR20107
3-1/2" Drop	FLAFR20108



## Mounting Clamp

Use clamp to mount column under OEM dashes. Made from billet aluminum and available in 1-3/4" or 2" versions.

Part No.	Description
FLAFR20114-2	1-3/4" Mounting Clamp
FLAFR20114	2" Mounting Clamp
FLAFR20114K	2" OEM Key Column Satin



## Strap Clamp

### FLAFR20300

Clamp is compatible with 1969-up OEM mounts on most GM steering column mounts (except 1967-68 Camaro) and includes a rubber vibration absorber.



## Horn Contact Kit

### FLAFR20120HN


Includes spring-loaded wire contact for use with steering columns. The turn signal canceling cam is not included.



## Steering Wheel Adapter

Tapered adapter fits both 5- and 6-bolt steering wheels and bolts directly to Flaming River column. Adapter is 2-1/2" total height.

Part No.	Description
FLAFR20119TA	Polished
FLAFR20119TAS	Satin



## Billet Steering U-Joints

Rugged billet steering U-joints are available for just about any steering combination. All have outside diameter of 1-1/4".

Box Column	Shaft	Part No.
3/4"	3/4"	FLAFR1700
9/16"-26	3/4"	FLAFR1701
9/16"-26	3/4" DD	FLAFR1709DD
5/8"-36	3/4"	FLAFR1704
5/8"-36	3/4" DD	FLAFR1722DD
3/4"-30	3/4"DD	FLAFR1733DD
3/4"-30	3/4"	FLAFR1702
3/4"-36	3/4" DD	FLAFR1715DD
3/4"-36	3/4"-36	FLAFR1711
13/16"-36	3/4" DD	FLAFR1719DD
1"-48	3/4"	FLAFR1705
1"-48	3/4" DD	FLAFR1712DD
3/4" DD	3/4" DD	FLAFR1716DD
3/4" DD	3/4" DD	FLAFR2516DD*
3/4" DD	3/4"	FLAFR1706DD
3/4" DD	17mm DD	FLAFR1759DD
1" DD	3/4"	FLAFR1707DD
1" DD	3/4"-36	FLAFR1714DD
1" DD	3/4" DD	FLAFR1717DD
FR Pyramid	3/4" DD	FLAFR1789P**




\* Stainless steel

\*\* Specialty joints fit Flaming River Power Rack.

## Splined Steering Shafts, 3/4"-36

Box/Column	Length	Part No.
Splined Both Ends	8"	FLAFR1870-8
Splined Both Ends	12"	FLAFR1870-12
Splined Both Ends	36"	FLAFR1871-36



## Double D Style Steering Shafts

Part No.	Description
<b>Stainless Steel</b>	
FLAFR1850SS	18" Long Double D Shaft
<b>Polished Stainless Steel</b>	
FLAFR1850SSPL	18" Long Double D Shaft
FLAFR1851SSPL	36" Long Double D Shaft
<b>Unplated Steel</b>	
FLAFR1850	18" Long Double D Shaft
FLAFR1851	36" Long Double D Shaft



## Spline Size Reference Chart

Configuration	Applications
9/16"-26	Manual Pinto/Mustang II/Omni R/P
3/4"-36	Manual GM 1976-Later, Manual Power Ford Box, Small GM/Ford, Corvette 1958-64, 1968-83 Power Mustang/Pinto/R/P Chrysler
3/4"-30	Corvette 1963-67, Manual 122 GM Box 1965-68, Manual 525 Saginaw 1968-Later
1"-48	Large GM Splined Column
13/16"-36	Chrysler, GM Power Box 800 1977-Earlier
5/8"-36	Vega 140, GM R and P 1979-Later
5/8"-36	Chrysler (Spline Pitch Is Different)
3/4"-48	Sweet Rack and Pinion, MGB
17mm	Corvette, Fiero
3/4" DD	Small GM/Ford
1" DD	Large GM/Ford



### Steering Shaft Support Bearings

Bearings provide support to extended shafts and result in safer, smoother steering systems.



Part No.	Description
FLAFR1810	Support Bearing, 3/4" Zinc
FLAFR1811	Support Bearing, 3/4" Stainless Steel

### Vega Manual Steering Box

#### FLAFR1500

All new Vega box features stronger casting, bolt-in capability, new Pitman arm shaft, and new worm and sector gear.



### Vega Box Mounting Bracket

#### FLAFR1500MP

Heavy steel mounting plate for Vega steering box includes a gusset. Mount must be welded in place.



### Pitman Arms

Part No.	Description
FLAFR1493	Vega Style Pitman Arm, 6", Double Tapered
FLAFR1493C	Corvair Pitman Arm



### Mustang Power Rack and Pinion



The rack uses Mustang II 16" center mounts, FLAFR1601 outer ends and is rated for a maximum front end vehicle weight of 1,750 pounds. Hoses, pump, pyramid style U-Joint and reservoir are not included.

Part No.	Description
FLAFR40001	1974-78 Mustang Rack Only/16" Mounting
FLAFR1789P	Pyramid Style U-Joint To 3/4" DD

### Mustang II Manual Rack and Pinion



Among the most popular steering systems with street rodders, unit features 4.15 turns lock-to-lock with 5-1/4" of rack travel. Rack tube is polished stainless steel. Two outer tie rod ends and bushings are necessary for installation. New, not rebuilt.

Part No.	Description
FLAFR1502	Mustang II Manual Rack And Pinion, 1974-78 Style
FLAFR1600	Mounting Bushing (Sold Individually, Two Required)
FLAFR1601	Outer Tie Rod Ends (Sold Individually, Two Required)

### Universal Power Rack and Pinion

#### FLAFR40022PLN



Measuring 45" long with 6" of travel, this power rack and pinion unit is dimensionally interchangeable with Mustang or Omni racks, with improved mounting versatility. Featuring all new components, it includes braided stainless pressure lines and billet pillow blocks. Hoses, pump, U-Joint, and reservoir are not included.

### GM Power Rack and Pinion Hose Kit


#### FLAFR1610



Remote reservoir style hose kits include stainless braided lines with fittings. Kits add a clean, polished appearance and simplify installation of Flaming River power rack and pinion kits.

### Power Steering Pump Bracket

Bracket is for Stage II style pumps and features a revolutionary new design, made of black oxide steel and available for small block and big block Chevy applications. Adjustable design allows use with short and long water pumps. Includes a billet aluminum tension adjuster and mounting hardware.



Part No.	Description
FLAFR1612	Power Steering Pump Bracket for Small Block Chevy
FLAFR1613	Power Steering Pump Bracket for Big Block Chevy

### Aluminum Power Steering Pump Pulleys

Polished aluminum power steering pulleys are 6" in diameter and available in both V-belt and serpentine belt configurations.



Part No.	Description
FLAFR1574	V-Belt P/S Pulley for KRC Pump





## 1979-93 5.0L Mustang Manual Rack and Pinion Deluxe Kit



A bolt-in replacement for 1979-93 Mustang. Eliminates the stock power rack, pump, pulley, and rag joint, reduces overall vehicle weight by 30 pounds, and provides smooth, responsive steering. Kit includes manual rack, high-performance needle bearing U-joint and shaft, manual tie rod ends, and 2-piece mounting bushings. Rack and pinion unit is available separately.

Part No.	Description
<b>FLAFR1503</b>	1979-93 Manual Rack And Pinion Only

## High-Performance Steering Shaft Kits for 1979-93 Mustangs



Available for Flaming River manual rack or stock 1979-93 Mustang's power rack to eliminate rag joint and improve appearance and steering response. Shafts are a must when large tube headers are to be installed. Fitted with two needle bearing U-joints, shafts bolt directly into the column and weldless intermediate shaft. Overall length of both shafts is 13".

Part No.	Description
<b>FLAFR1504M</b>	1979-93 Mustang High- Performance Manual Shaft
<b>FLAFR1504P</b>	1979-93 Mustang High-Performance Power Steering Shaft

## Outer Tie Rod Ends and Mount Bushings

Ideal for use with Flaming River rack and pinion units.



Part No.	Description
<b>FLAFR1600</b>	Bushings To Mount Mustang II Rack and Pinion
<b>FLAFR1601</b>	1974-78 Mustang II Tie Rod End Set
<b>FLAFR1603</b>	1979-93 Mustang Tie Rod End Set

## VDOG Variable-Angle Manual Steering Box **FLAFR20303**

The VDOG variable angle steering box features a 90° design with a 35° variable angle shaft and 3/4"-36 output shaft. The articulating ball design allows for maximum adjustability, and the cast aluminum housing can be mounted vertically or horizontally. Fully gear-driven articulating ball design has a 1:1 ratio.



## The Little Switch

### **FLAFR1002**

Inexpensive switch serves a dual function as a battery disconnect and an anti-theft device. Rated at 100 amps, switch is water resistant and locks with a removable key.



## The BIG SWITCH

### **FLAFR1003**

A heavy-duty battery disconnect switch is designed for complex electrical systems or 16-volt batteries. Rated at 250 amps continuous service (12/16/24-volt) and 2500 amps for 5-second surges. This spring-loaded, waterproof, and vibration-resistant switch can take hard use. An easy-grip T-handle, anodized aluminum bracket and zinc-plated hardware are included.



## The Light

### **FLAFR1001**

Self-powered timing light uses two D-cell batteries, eliminating bulky battery leads. Single wire inductive pickup and Xenon bulb make timing marks clear even in bright sunlight. Lens is surrounded by a flexible rubber guard.



## "Electro Wizard" Automatic Battery Disconnect Switch

### **FLAFR1052**

Add peace of mind without the trouble associated with traditional battery disconnect switches. Heavy-duty, 12-volt battery disconnect switch wires directly into the vehicle's ignition switch, providing complete electrical system shut-down the moment the ignition is shut-off. Specialized passive magnetic solenoid operation allows instant activation/deactivation once the ignition is turned "On" or "Off". Comes with battery terminal covers and plastic cover.



## Microsteer Universal Electric Power Steering Kit

### **FLAFR40200**

Add electric assisted power steering to virtually any vehicle, even those with a manual steering system. Assist amount can be adjusted via the included tuning box, or make the system speed sensitive by connecting a wheel speed sensor. 12V system draws an average of less than 2 amps. Includes motorized gearbox with 11/16"-36 input/output shafts, control unit, tuning box, wiring harness, and speed sensor.





## FIREAID


FireAde® 2000 is the most complete and user friendly firefighting agent produced worldwide. The Green Agent Technology™ is environmentally friendly using 98% organic compounds and is biodegradable. Aerosol container.

Part No.	Description
FIR16FA2K	16 oz.
FIR30FA2K	30 oz.

Ground Shipment Only



### Universal Kits



FTLFB12

Part No.	Description
FTLFB12	12" x 36", Set of Four
FTLFB20	18" x 32", Set of Five
FTLFB36	18" x 32", Set of Nine
FTLFB72	24" x 48", Set of Nine

### Pre-Cut Kits




FTLTABF2017




FTLTABT4015

### Pre-Cut Kits



FTLTABA1001



FTLTABA1011

Part No.	Description
FTLTABA1001	1964-72 GM A-Body, Roof
FTLTABA1003	1964-67 GM A-Body, Doors/Quarter Panels
FTLTABA1004	1968-72 GM A-Body, Doors/Quarter Panels
FTLTABA1005	1964-67 GM A-Body, Floor
FTLTABA1006	1968-72 GM A-Body, Floor
FTLTABA1007	1964-67 GM A-Body, Trunk
FTLTABA1008	1968-72 GM A-Body, Trunk
FTLTABA1011	1964-67 GM A-Body, 2-Door, Complete
FTLTABA1012	1968-72 GM A-Body, 2-Door, Complete
FTLTABA1013	1964-67 GM A-Body, Convertible, Complete
FTLTABA1014	1968-72 GM A-Body, Convertible, Complete
FTLTABF2001	1967-69 GM F-Body, Roof
FTLTABF2002	1974-81 GM F-Body, Roof
FTLTABF2003	1968-69 GM F-Body, Doors/Quarter Panels
FTLTABF2004	1970-81 GM F-Body, Doors/Quarter Panels
FTLTABF2005	1967 GM F-Body, Doors/Quarter Panels
FTLTABF2007	1967-68 GM F-Body, Trunk
FTLTABF2008	1969 GM F-Body, Trunk
FTLTABF2009	1970-81 GM F-Body, Trunk
FTLTABF2011	1967-69 GM F-Body, Floor
FTLTABF2012	1970-81 GM F-Body, Floor
FTLTABF2013	1967 GM F-Body, 2-Door, Complete
FTLTABF2014	1968-69 GM F-Body, 2-Door, Complete
FTLTABF2015	1974-81 GM F-Body, 2-Door, Complete
FTLTABF2016	1967 GM F-Body, Convertible, Complete

Part No.	Description
FTLTABF2017	1968-69 GM F-Body, Convertible, Complete
FTLTABF2018	1976-81 GM F-Body T-Top, Complete
FTLTABF2019	1993-02 GM F-Body, Floor
FTLTABF2020	1993-02 GM F-Body, Doors
FTLTABF2021	1993-02 GM F-Body, Roof
FTLTABF2022	1993-02 GM F-Body, Trunk
FTLTABF2023	1993-02 GM F-Body, Complete
FTLTABF2024	1982-92 GM F-Body, Floor
FTLTABF2025	1982-92 GM F-Body, Doors
FTLTABF2026	1982-92 GM F-Body, Trunk
FTLTABF2027	1982-92 GM F-Body, Roof
FTLTABF2028	1982-92 GM F-Body, Complete
FTLTABF2029	1982-92 GM F-Body, Full
FTLTABF2030	1993-02 GM F-Body, T-Top, Complete
FTLTABF2031	1970-73 GM F-Body, Roof
FTLTABF2032	1970-73 GM F-Body, 2-Door, Complete
FTLTABT4001	1967-72 Chevy/GMC Truck, Complete
FTLTABT4002	1973-80 Chevy/GMC Truck, Complete
FTLTABT4003	1981-87 Chevy/GMC Truck, Complete
FTLTABT4004	1967-72 Chevy/GMC Truck, Floor, High Tunnel
FTLTABT4005	1967-72 Chevy/GMC Truck, Doors
FTLTABT4006	1967-72 Chevy/GMC Truck, Cab Panels
FTLTABT4007	1973-87 Chevy/GMC Truck, Doors
FTLTABT4008	1973-87 Chevy/GMC Truck, Cab Panels
FTLTABT4009	1973-80 Chevy/GMC Truck, Floor, Low Tunnel
FTLTABT4010	1981-87 Chevy/GMC Truck, Floor, Low Tunnel
FTLTABT4011	1967-72 Chevy/GMC Truck, Floor, Low Tunnel
FTLTABT4012	1967-72 Chevy/GMC Truck, Complete, Low Tunnel
FTLTABT4013	1973-80 Chevy/GMC Truck, Floor, High Tunnel
FTLTABT4014	1973-80 Chevy/GMC Truck, Complete, High Tunnel
FTLTABT4015	1981-87 Chevy/GMC Truck, Floor, High Tunnel
FTLTABT4016	1981-87 Chevy/GMC Truck, Complete, High Tunnel
FTLTABT4017	1973-87 Chevy/GMC Truck, Roof

### Zinc Radiator Anode

#### FLE106781

Protects cooling system from corrosion. Just screw in place of 1/4" NPT drain petcock.



### Black Magic Xtreme Fan, Ford Mustang 5.0

#### FLE105401

Pulling in a whopping 3300 CFM, the Black Magic Xtreme 1979-93 Mustang fan has 185°F on/off adjustable thermostat and an air conditioning relay. It is 21-1/2" x 17-1/2" x 4-3/16" and draws 18 amps. Includes a 40-amp fuse.



### Black Magic X-Treme Electric Fan

Larger and more powerful than any other single fan currently available, the 3300 CFM puller style fan features a 16" curved blade housed in a rigid nylon shroud. Dimensions are 21-1/2" x 17-1/2" x 4-4-3/16".



Part No.	Description	Thermostat	Mounting Bracket	CFM
FLE104811	Puller	Adj. 160°-240°F	Universal	3300
FLE104367	Puller	None	Universal	3300

### Black Magic Electric Fans

Flex-A-Lite's most powerful 15" electric fan provides constant air flow regardless of engine RPM or vehicle speed. The lightweight plastic shroud has a full contact rubber seal which improves fan efficiency and prevents radiator core damage. Dimensions are 18" x 16" x 4-1/4".



Part No.	Description	Thermostat	Mounting Bracket	CFM
FLE109304	Puller	Adj. 160°-240°F	Universal	3000
FLE104310	Puller	None	Universal	3000

### LoBoy Electric Fan

A powerful 16" cooling fan with a maximum depth of only 3-3/16" for use in tight engine compartments. It can be positioned off-center to fit in areas with as little as 2" of clearance.



Part No.	Description	Dia.	Fan RPM	CFM	AMP Draw	Mounting
FLE104358	LoBoy Fan, Puller	16"	2,280	2500	18.5	Nylon Bracket
FLE104692	LoBoy Fan, Pusher	16"	2,280	2500	18.5	Nylon Bracket

### S-Blade Fans

S-shaped blades deliver the maximum air flow and strong enough to replace a belt-driven fan and fan clutch. Electric fans operate independently from any engine accessories so they can focus on cooling without hindering water pump operation or robbing horsepower and torque. All listed models are pusher/puller fans. Adjustable thermostat and A/C relay not included.



Part No.	Dimensions	Dia.	Fan RPM	CFM	AMP Draw	Mounting System
FLE116530	11-1/2" x 10-7/8" x 2-5/8"	10"	3375	775	5.2	Through Core
FLE104359	12-5/8" x 11-3/4" x 2-5/8"	12"	2245	925	7.7	Through Core
FLE104360	14-1/2" x 13-7/8" x 3-3/4"	14"	2275	1530	9.2	Through Core
FLE104637	16-5/8" x 15-3/4" x 4"	16"	2250	1980	13.5	Through Core
FLE105317	16-5/8" x 15-3/4" x 4"	16"	2340	2500	17	Through Core

### Flex-Wave Electric Fans


Flex-Wave fans feature a revolutionary sine-wave blade design that moves more air with greater efficiency and less noise than conventional straight or S-blade electric fans. 10-bladed design moves up to 2660 CFM (16" models). Available in standard reversible models, or LoBoy pusher or puller styles. LoBoys are only 3-3/16" deep. Controls not included.



Reversible Models					
Part No.	Dimensions	Air Flow (CFM)	Amps	Fan Dia.	
FLE116542	12" x 13" x 3-1/2"	1,325	8	12"	
FLE104364	14-1/4" x 14-3/4" x 3-1/2"	1,900	9.5	14"	
FLE116544	16" x 16-1/2" x 3-3/4"	2,660	11	16"	
FLE105390	LoBoy, Puller 16" x 16-1/2" x 3-3/16"	2,660	11	16"	
FLE105391	LoBoy, Pusher 16" x 16-1/2" x 3-3/16"	2,660	11	16"	

### Trimline Reversible Electric Fans

An excellent fan for tight spaces. Each fan has ten blades set at a 21° angle.



Part No.	Mounting Surface Required	Dia.	Fan RPM	CFM	AMP Draw	Mounting System
FLE116538	11-1/4" x 10-3/4" x 2-1/2"	10"	2460	800	6.5	Through Core
FLE104362	13" x 12" x 3-1/2"	12"	2150	1105	8	Through Core
FLE105386	14-3/4" x 14-1/2" x 3-1/2"	14"	2220	1585	9.5	Through Core
FLE105387	16-1/2" x 16" x 3-3/4"	16"	2200	2215	11	Through Core

### In-Line Hose Adapters

Provides a threaded fitting for screw-in temperature sensors. Features two 1/4"NPT threaded ports and a 1/4" brass plug.



FLE107078

Part No.	Description
<b>FLE107078</b>	Fits 1-1/2" ID Radiator Hose
<b>FLE108426</b>	Fits 1-3/4" ID Radiator Hose

### Mojave Heater

#### FLE117306

Compact in-car heater uses vehicle cooling system to heat the air and is a great choice for a street machine. Unit moves 140 CFM, has 12,000 BTU of output and measures 12" x 9" x 5".



### Extreme S-Blade Electric Fans

#### FLE105308

High-output motor and aggressive blade pitch pulls 20% more air. Eight-blade reversible fans are a universal fit with a depth of only 4".



Dimensions	CFM	AMP Draw	Controls Included
Dual Fans With Gray Shroud			
26-1/4" x 15-1/2" x 4"	3000	17.5 To 29	Adjustable Thermostat, A/C Relay And VSC†

† Equipped with a Variable Speed Control (VSC) 31165 which matches fan motor speed to cooling demand.

### Low-ProFile S-Blade Electric Fans

Ideal fans for critical clearance. Eight-blade 12-1/8" diameter fans are a universal fit and available in pusher or puller configurations with the lowest profile on the market.



Part No.	Dimensions	CFM	AMP Draw	Controls Included
<b>Single Puller Fan</b>				
<b>FLE105400</b>	13-1/2" x 15" x 2-5/8"	1250	11	Adj. Thermostat and A/C Relay
<b>FLE116550</b>	13-1/2" x 15" x 2-5/8"	1250	11	No Controls
<b>Single Pusher Fan</b>				
<b>FLE104726</b>	13-1/2" x 15" x 2-5/8"	1250	11	Adj. Thermostat and A/C Relay
<b>Dual Puller Fans</b>				
<b>FLE116551</b>	15-1/2" x 26-1/4" x 2-5/8"	2500	14-22	Adj. Thermostat, A/C Relay and VSC
<b>FLE104308</b>	15-1/2" x 26-1/4" x 2-5/8"	2500	14-22	Adj. Thermostat, A/C Relay
<b>FLE105422</b>	15-1/2" x 26-1/4" x 2-5/8"	2500	14-22	No Controls
<b>Dual Pusher Fans</b>				
<b>FLE105399</b>	15-1/2" x 26-1/4" x 2-5/8"	2500	14-22	Adj. Thermostat, A/C Relay and VSC

† Equipped with a Variable Speed Control (VSC) 31165 which matches fan motor speed to cooling demand.

### Variable Speed Control with Threaded Temp Sensor

#### FLE107012

Unit measures coolant temp flowing into the radiator and provides thermostatic control over electric fans. Includes 3/8" and 1/2"NPT adaptors and 1/4"NPT probe for a direct fit to in-line hose adaptors or can be installed directly into engine.



### Adjustable Temperature Sensor

#### FLE107006

Turns fan on/off at the desired temperature. Dial-adjustable 180°-240°F. Gives the freedom to set one temperature for occasional high-demand use, then reset for day-to-day driving.



### Variable Speed Fan Control

#### FLE123241

Mount on or near the electric engine-cooling fan. Senses coolant temperature via probe in radiator core and sets fan speed from 60% to 100%, depending on setting. Allows greater control over engine temperature; reduces charging spikes and current load on charging system. Directs fan to run 30 seconds after vehicle is turned off.



### Variable Temperature Control with Quick Start

Temperature control unit senses coolant temperature and regulates fan speed with an adjustable, 160°-220°F thermostat. Fan will continue to run for 30 seconds after engine is shut-off. Unit is designed for 12-volt systems only and includes a 45-amp maximum load rating.



Part No.	Description
<b>FLE107185</b>	Variable Temperature Control, Screw-In Sensor
<b>FLE106999</b>	Variable Temperature Control, Probe Sensor

## Molded Nylon Fans

Lightweight eleven-ounce molded nylon fans are economical and engineered for strength and durability. 8000 RPM rating.

Part No.	Description
<b>FLE104715</b>	14" Diameter
<b>FLE104458</b>	15" Diameter
<b>FLE116562</b>	16" Diameter
<b>FLE116567</b>	17" Diameter
<b>FLE104465</b>	18" Diameter



## The Race Fan

An inexpensive, easy-to-replace belt-driven fan for racers. Fans have steel centers, six steel or aluminum blades, and are available in 15", 17", 18", or 19" with black powder coat finishes. Pitch width is 1-3/4". All have a standard automotive mounting pattern.

Part No.	Description
<b>FLE101584</b>	17" Fan, Steel Blades
<b>FLE106285</b>	19" Fan, Steel Blades
<b>FLE101576</b>	15" Fan, Aluminum Blades
<b>FLE101581</b>	17" Fan, Aluminum Blades
<b>FLE101351</b>	18" Fan, Aluminum Blades
<b>FLE101588</b>	19" Fan, Aluminum Blades



## Reverse Rotation Fans

Use reverse rotation fans on serpentine belt systems. Rated to 10,000 RPM, the fans provide maximum airflow at low RPM, and reduce engine loads at highway speeds. Fans have standard automotive mounting pattern and a projected depth of 2-1/4".

Part No.	Description
<b>FLE106275</b>	16" Gold/Stainless Reverse Rotation Fan
<b>FLE102113</b>	17" Gold/Stainless Reverse Rotation Fan



## Standard Rotation Fans

With the industry's highest RPM rating (10,000), the 1300 Series fans are perfect for high-performance and heavy-duty applications. The 1300's stainless steel blades flex at higher RPM, reducing drag, adding horsepower, and improving fuel economy. Blue center.

Part No.	Description
<b>FLE101254</b>	16" Diameter
<b>FLE101567</b>	17" Diameter
<b>FLE101259</b>	18-3/8" Diameter



## Engine Fan Spacer Kits

Sometimes, it is necessary to space the fan closer to the radiator and that's where these spacer kits come in handy. Each kit contains a spacer, shim, cap screws, and lockwashers. All spacers have 5/8" pilot unless specified.

Part No.	Description
<b>FLE107081</b>	1/2" Thick, Fits Chrysler Products
<b>FLE107083</b>	1" Thick, Fits Chrysler Products
<b>FLE108431</b>	2" Thick, Fits Chrysler Products
<b>FLE108432</b>	2" Thick, Corvette, Ford, 3/4" Pilot
<b>FLE106786</b>	1/2" Thick, Fits GM, Ford Products
<b>FLE106880</b>	1" Thick, Fits GM, Ford Products
<b>FLE106883</b>	2" Thick, Fits GM, Ford Products



## Advanced Transmission and Engine Oil Coolers



Flex-A-Lite stacked-plate coolers are made of 100% aluminum for added strength, durability, and reduced weight. The design nearly doubles cooling performance compared to traditional tube coolers, while greatly reducing oil pressure drop. Unique turbulator and dimpled-plate design mixes oil as it flows, significantly improving cooling. Available in standard and remote-mount versions. Remote mount models include electric cooling fan.

Part No.	Description	GVWR	Type Of Fitting	CFM
<b>Transmission Coolers</b>				
<b>FLE113802</b>	17-Row 11x8x3/4"	Up to 7,000	3/8" Barbed Fittings	-
<b>FLE113800</b>	30-Row 11x10 x 3/4"	Up to 32,000	3/8" Barbed Fittings	-
<b>FLE119857</b>	8-Row 11x3 x 5/32"	Up to 4,500	-6 AN Fittings	-
<b>Remote Mount Stacked Plate</b>				
<b>FLE113803</b>	17-Row 11x8x3/4" with Electric Fan	Up to 26,000	3/8" Barbed Fittings	600
<b>Engine Oil Coolers</b>				
<b>FLE104431</b>	7-Row 11x2-3/4"x1-3/4"	Up to 7,000	-8,-10, and -12 AN Fittings Included	-
<b>FLE104432</b>	17-Row 11x5-3/4"x1-3/4"	Up to 17,000	-8,-10, and -12 AN Fittings Included	-
<b>FLE104120</b>	21-Row 11x7-1/2"x1-3/4"	Up to 26,000	-8,-10, and -12 AN Fittings Included	-
<b>Remote Mount Stacked Plate</b>				
<b>FLE116323</b>	32-Row with Electric Fan 11x11"x4-1/4"	Up to 26,000	-8,-10, and -12 AN Fittings Included	800

## Tranny Cooler Remount Kit FLE117768

Cooler mounting kit includes Plastro rods, nuts, and spacers.





## American Thunder and Force II™ Exhaust Systems

American Thunder will deliver an aggressive tone and outstanding performance. The Force II system will provide plenty of Flowmaster tone under acceleration, but will produce lower sound levels while cruising. All systems aluminized unless noted.

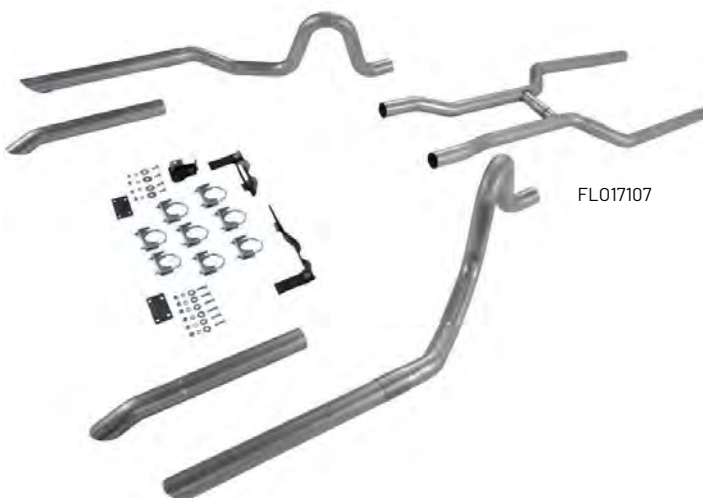
Model	Years	Pipe Dia. In/Out	American Thunder	Force II	Type	Tailpipe Exit Location
<b>Buick</b>						
Skylark/GS V8	1964-72	2-1/2"/2-1/2"	FL017119	—	CMB	DOR
<b>Chevrolet</b>						
C10 Pickup	1963-66	2-1/2"/2-1/2"	FL0817937 <sup>7,8</sup>	—	CMB	DOR/DOS
Camaro V8	1967-68	2-1/2"/2-1/2"	FL017129	—	CMB	DOR
Camaro V8	1967-74	2-1/2"/2-1/2"	FL017104 <sup>2</sup>	—	CMB	DOR
Camaro V8	1969	2-1/2"/2-1/2"	FL017139 <sup>5,2</sup>	—	CMB	DOR
Camaro	1970-73	2-1/2"/2-1/2"	FL017149	—	CMB	DOR
Camaro w/ 2-1/2" Cat	1986-91	3"/3"	FL017234	—	CAT	DOR
Camaro V8	1986-91	3"/3"	FL017233 <sup>1,3</sup>	—	CAT	DOR/SOR
Chevelle/El Camino V8	1964-72	2-1/2"/2-1/2"	FL017119	—	CMB	DOR
Chevy II/Nova V8	1968-74	2-1/2"/2-1/2"	FL017104	—	CMB	DOR
Nova V8	1968-74	2-1/2"/2-1/2"	FL0817158 <sup>8</sup>	—	CMB	DOR
Corvette V8	1986-90	2-1/4"/2-1/2"	—	FL017153 <sup>1</sup>	CAT	DOR
Impala	1966-68	2-1/2"/2-1/2"	FL017655-FM 1	—	CMB	DOR
<b>Ford</b>						
F100 Pickup	1967-72	2-1/2"/2-1/2"	FL0817938 <sup>7,8</sup>	—	CMB	DOR/DOS
Mustang	1967-70	2-1/2"/2-1/2"	FL0817281 <sup>1,7</sup>	—	CMB	DOR
Mustang (Exc. Conv. and GT)	1964-66	2-1/2"/2-1/2"	FL017273	—	CMB	DOR
Mustang GT 5.0	1986	2-1/2"/2-1/2"	FL017113	—	CAT	DOR
Mustang LX V8	1986-93	2-1/2"/2-1/2"	FL017213 <sup>1</sup>	—	CAT	DOR
Mustang GT 5.0	1987-93	2-1/2"/2-1/2"	FL0817213 <sup>7</sup>	—	CAT	DOR
Mustang GT 5.0	1987-93	2-1/2"/2-1/2"	FL017116	—	CAT	DOR
<b>Oldsmobile</b>						
Cutlass/4-4-2 V8	1964-72	2-1/2"/2-1/2"	FL017119	—	CMB	DOR
<b>Pontiac</b>						
GTO/LeMans	1964-72	2-1/2"/2-1/2"	FL017119 <sup>6</sup>	—	CMB	DOR
Firebird V8	1967-68	2-1/2"/2-1/2"	FL017129 <sup>5</sup>	—	CMB	DOR
Firebird V8	1967-74	2-1/2"/2-1/2"	FL017104 <sup>2,5</sup>	—	CMB	DOR
Firebird V8	1986-91	3"/3"	FL017233 <sup>1,3</sup>	—	CAT	DOR/SOR
Firebird V8	1986-91	2-1/2"/2-1/2"	FL017234 <sup>1</sup>	—	CAT	DOR
LeMans/GTO V8	1964-72	2-1/2"/2-1/2"	FL017119	—	CMB	DOR



Footnotes	Type	Tailpipe Exit Key
1 Stainless Tips	CAT	Cat-Back
2 Transverse Mounted Muffler	CMB	Crossmember Back
3 Single 3" In, Dual 3" Out		DOS
5 Not for Convertible Models		
6 No Stainless Tips		
7 409 Stainless Steel		
8 Fits Short & Long Bed		

## Crossmember-Back Dual Exhaust Systems


Crossmember-back dual exhaust systems are available for GM, Ford, and Chrysler vehicles and feature mandrel-bent 2-1/2" aluminized steel tubing, extra-long front pipes, all clamps, hangers, and necessary hardware. Choose your mufflers separately.





## U-Fit Dual Pipe Kits

Kits have all the pipes needed to build a custom dual exhaust system in 2-1/4", 2-1/2", and 3" pipe diameters. U-fit kits include front adapter pipes, intermediate pipes, H-pipe assembly, over the axle pipes and your choice of optional tailpipe exits. Each piece has a slip-fit connection for easy assembly and is mandrel bent, 16-gauge aluminized steel.



Part No.	Diameter
<b>FL015935</b>	2"-1/4"
<b>FL015936</b>	2"-1/2"
<b>FL015937</b>	3"

## Super HP-2™

Starting with the laminar core of the classic HP-2 muffler and wrapping it in a new compact square case. The new Super HP-2 Series muffler offers the same great performance benefits and moderate tone that you would expect from the laminar flow mufflers, now in a new sleek styling. These mufflers are available in either a 409S stainless steel case or a polishable 304S stainless steel case.




T409 Stainless Part No.	T304 Stainless Part No.	Description
SUPER HP-2™ "Standard" - 4" x 5-1/2" x 18" Case		
<b>FL012518409</b>	<b>FL012518304</b>	2-1/2" Dia. Inlet/Outlet
SUPER HP-2™ "Shorties" - 4" x 5" x 12" Case		
<b>FL012412409</b>	-	2-1/4" Dia. Inlet/Outlet
<b>FL012512409</b>	<b>FL012512304</b>	2-1/2" Dia. Inlet/Outlet

## Scavenger Series Elite Headers

Flowmaster now offers high-quality shorty and long tube headers to go with their proven exhaust products. Formed from 14-gauge 409S stainless steel and ceramic coated for maximum durability, headers are backed by a one-year limited warranty and include all gaskets and hardware.

## Long Tube Headers

Elite Long Tube headers feature 3/8" thick warp-resistant header flanges and ball flange collectors for leak-free connections.



Part No.	Application
<b>Chevy</b>	
<b>FL0814111</b>	396-454 BBC, 1967-74 Camaro, 1965-72 Chevelle, 1968-74 Nova, 1965-72 El Camino, 1970-74 Monte Carlo, 1-3/4" Primary, 3" Collector
<b>FL0814114</b>	396-454 BBC, 1968-74 Chevelle/El Camino, 2" Primary, 3-1/2" Collector
<b>FL0814116</b>	396-454 BBC, 1964-72 Chevelle/GTO with LS Engine, 1.75" Primary, 3" Collector

## Stainless Steel Exhaust Tips

Flowmaster's line of stainless steel exhaust tips are a great way to let people know that you have Flowmasters under your ride! They come in a variety of styles from brushed to polished and will greatly enhance the look of your vehicle. Sold individually



Part No.	Tip Design	Exhaust Dia.	Tip Dia.
<b>FL015361</b>	Stainless Rolled Edge	2.5"	3"
<b>FL015362</b>	Stainless Angle Cut	2.5"	3"
<b>FL015363</b>	Stainless Rolled Edge	3"	3.5"
<b>FL015365</b>	Stainless Rolled Edge	2.5"	4"
<b>FL015366</b>	Stainless Rolled Edge	3.5"	4"
<b>FL015380</b>	Turn Down <sup>2</sup>	2.25"	2.5"
<b>FL015385</b>	Oval Polished <sup>2</sup>	2.5"	4.25" x 2.5"
<b>FL015391</b>	Angle Dual <sup>1</sup>	2.5"	Dual 4"

1 - Weld on. 2 - Clamp on.

## Header Collector Ball Flange Kit

### FL015925

Convert leaky, messy header-to-street exhaust hookup with a OEM-style ball-and-socket connection. Adapts a 3" header collector to a 2-1/2" ball-and-socket style connection.



## Super 10™ Series Delta Flow® Stainless Steel Mufflers

The Super 10 Series of mufflers is designed for those looking for the loudest most aggressive tone they can find. Designed for off-highway use only, they incorporate Flowmaster's proven Delta Flow technology for maximum performance. Welded 409S stainless steel with a black painted finish. 4" thick, 9-1/2" wide, 12-1/2" overall length, 6-1/2" case length.



In/Out	Part No.
3"/3"	<b>FL0843016</b>



### Super 40 Series™ Aluminized Mufflers

The Super 40 Series outflows the older two chamber mufflers. Has more horsepower, less interior sound, and deeper exterior sound. 5" thick, 10" wide, 19" overall length, 13" case length.

<b>In/Out</b> <b>Part No.</b> 2-1/4" <b>FL0952445</b> 2-1/2" <b>FL0952545</b> 3" <b>FL0953045</b>	<b>In/Out</b> <b>Part No.</b> 2-1/4" <b>FL0952446</b> 2-1/2" <b>FL0952546</b> 3" <b>FL0953046</b>	<b>In/Out</b> <b>Part No.</b> 2-1/2" <b>FL0952547</b> 3" <b>FL0953047</b>	<b>In/Out</b> <b>Part No.</b> 2-1/2" <b>FL0952548</b> 3" <b>FL0953048</b>
	<b>In/Out</b> <b>Part No.</b> 3" <b>FL0953049</b>	<b>In/Out</b> <b>Part No.</b> 3" <b>FL09530452</b>	

### 40 Series™ The Original Flow® Aluminized Mufflers

40 Series The Original Flow is one of the more aggressive sounding street and strip mufflers in Flowmaster's product line. Black finished aluminized steel. 4" thick, 9-3/4" wide, 19" overall length, 13" case length.

<b>In/Out</b> <b>Part No.</b> 2-1/4" <b>FLO42441</b> 2-1/2" <b>FLO42541</b>	<b>In/Out</b> <b>Part No.</b> 2-1/4" <b>FLO42442</b> 2-1/2" <b>FLO42542</b>	<b>In/Out</b> <b>Part No.</b> 2-1/4" <b>FLO42443</b> 2-1/2" <b>FLO42543</b>	<b>In/Out</b> <b>Part No.</b> 2-1/2" / 3" <b>FLO425403</b>

### 40 Series™ Delta Flow® Stainless Steel Mufflers

The 40 Series Delta Flow is a milder sounding street and strip muffler, generating a powerful, aggressive sound outside the vehicle and a lower sound level inside. 4" thick, 9-3/4" wide, 19" overall length, 13" case length.

<b>In/Out</b> <b>Part No.</b> 2-1/2" <b>FL0842541</b>	<b>In/Out</b> <b>Part No.</b> 2-1/2" <b>FL0842543</b>

### 40 Series™ Stainless Steel Performance Mufflers

Seven original 40 Series Flowmasters are now available in stainless steel for longer life. Choose from a variety of inlet and outlet configurations and mufflers with 2-1/4", 2-1/2", and 3" inlet and outlet diameters. 4" thick, 9-3/4" wide, 19" overall length, 13" case length.

<b>In/Out</b> <b>Part No.</b> 2-1/2" <b>FL08042541</b> 3" <b>FL08043041</b>	<b>In/Out</b> <b>Part No.</b> 2-1/2" <b>FL08042543</b> 3" <b>FL08043043</b>	<b>In/Out</b> <b>Part No.</b> 3" <b>FL080430402</b>





### Super 44™ Delta Flow® 409S® Stainless Steel Mufflers



Super 44™ muffler series is now available in 409S® stainless steel and covered by a 10-year limited warranty. This favorite among performance enthusiasts delivers improved engine efficiency and throttle response, along with a deep, powerful tone. Using Flowmaster's Delta Flow® technology for optimum exhaust scavenging and sound quality, the Super 44 Series is the most aggressive, highest performing street muffler. 4" thick, 9-3/4" wide, 19" overall length, 13" case length.



In/Out	Part No.
2-1/2"	FL0842546
3"	FL0843046



In/Out	Part No.
2-1/2"	FL0842548
3"	FL0843048



In/Out	Part No.
3-1/2-1/2"	FL08430452

### Super 44™ Delta Flow® Aluminized Steel Mufflers

The Super 44 has the most aggressive, deepest tone Flowmaster has ever made. Black-finish mufflers have improved flow path radius which translates into more torque and power! 4" thick, 9-3/4" wide, 19" overall length, 13" case length.



In/Out	Part No.
2-1/4"	FL0942445
2-1/2"	FL0942545
3"	FL0943045



In/Out	Part No.
2-1/4"	FL0942446
2-1/2"	FL0942546
3"	FL0943046



In/Out	Part No.
2-1/4"	FL0942447
2-1/2"	FL0942547
3"	FL0943047



In/Out	Part No.
2-1/4"	FL0942448
2-1/2"	FL0942548
3"	FL0943048



In/Out	Part No.
2-1/2"	FL0942549
3"	FL0943049



In/Out	Part No.
3"	FL09430452



In/Out	Part No.
2-1/2"	FL09425472
3-1/2-1/4"	FL09430472



In/Out	Part No.
2-1/2"	FL08425454 *

\* 9-1/2" case Width

### 50 Series™ Delta Flow® Aluminized Steel Mufflers

The 50 Series is designed to produce a mellow, deep sound in most vehicle applications. It is milder than the 40 Series muffler on the outside of the vehicle, and is significantly quieter inside the vehicle. Aluminized steel. 4" thick, 9-3/4" wide, 23" overall length, 17" case length.



In/Out	Part No.
2-1/4"	FL0942450
2-1/2"	FL0942550
3"	FL0943050



In/Out	Part No.
2"	FL0942051
2-1/4"	FL0942451
2-1/2"	FL0942551
3"	FL0943051



In/Out	Part No.
2-1/4"	FL0942452
2-1/2"	FL0942552
3"	FL0943052



In/Out	Part No.
2-1/4"	FL0942453
2-1/2"	FL0942553
3"	FL0943053



In/Out	Part No.
3-1/2-1/4"	FL09430522
3-1/2-1/2"	FL09430502



### 50 Series™ Delta Flow® Stainless Steel Mufflers

The 50 Series is designed to produce a mellow, deep sound in most vehicle applications. It is milder than the 40 Series muffler on the outside of the vehicle, and is significantly quieter inside the vehicle. Stainless steel. 4" thick, 9-3/4" wide, 23" overall length, 17" case length.

In/Out	Part No.
2-1/2"	<b>FL0842551</b>
3"	<b>FL0843051</b>

In/Out	Part No.
2-1/4"	<b>FL0842452</b>

In/Out	Part No.
2-1/4"	<b>FL0842453</b>
2-1/2"	<b>FL0842553</b>

### FlowFX Muffler

FlowFX mufflers provide a moderate performance sound level that is a bit different than the traditional chambered tone that Flowmaster is known for. These straight through style mufflers have a 409 stainless steel case.

Part No.	Inlet	Outlet	Case (L x W x H)	OAL
<b>FL071225</b>	2-1/4" Offset	2-1/4" Center	14" x 9" x 4"	21"
<b>FL071226</b>	2-1/2" Offset	2-1/2" Center	14" x 9" x 4"	21"
<b>FL071229</b>	3" Offset	3" Center	14" x 9" x 4"	21"
<b>FL071235</b>	2-1/4" Offset	2-1/4" Offset	14" x 9" x 4"	21"
<b>FL071236</b>	2-1/2" Offset	2-1/2" Offset	14" x 9" x 4"	21"
<b>FL071249</b>	3" Center	3" Center	18" x 9" x 4"	24"
<b>FL071415</b>	2-1/4" Center	2-1/4" Center	14" x 4" Round	21"
<b>FL071419</b>	3" Center	3" Center	14" x 4" Round	21"
<b>FL072198</b>	3" Offset	2-1/2" Dual	14" x 9" x 4"	21"



### Race Readies™

Race Readies keep the exhaust systems closed for street use, but may be quickly opened for competition. Fully welded, Race Readies include 3/8" Grade 8 studs, washers, and gaskets, and are sold in pairs only.

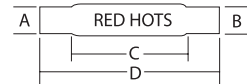


Part No.	Description
<b>FLT53026</b>	Fits 2-1/2" Headers/2-1/2" with Exhaust Pipes, Including Two 2-1/2" 3-Hole Flanges



### Red Hots

Red Hots may be the best muffler value on the market today. Back pressure is decreased to increase flow and help boost power. Red Hots are only available in a red finish.



Part No.	"A"	"B"	"C"	"D"
<b>FLT50250</b>	2"	2"	18"	24"
<b>FLT50251</b>	2-1/4"	2-1/4"	18"	24"
<b>FLT50252</b>	2-1/2"	2-1/2"	18"	24"

### Purple Hornies

FLT50225 - Figure 1

FLT50230 - Figure 2

FLT50231 - Figure 3

FLT50232 - Figure 4

The classic Purple Hornies tubular glasspack mufflers provide impressive sound and performance gains.

Part No.	"A"	"B"	"C"	"D"
<b>FLT50225</b>	3"	3"	29"	32"
<b>FLT50230</b>	3"	2.25"	18"	24"
<b>FLT50231</b>	3"	3"	29"	32"
<b>FLT50232</b>	3"	3"	29"	32"





## Raptor

An inexpensive, turbo-style muffler for budget projects. Aluminized construction and free-flow design make this muffler a performance bargain. Case measures 13" long x 10" wide x 4-1/2" thick. Sold individually.



Part No.	Description
<b>FLT50051</b>	2-1/4" Inlet, 2-1/4" Outlet Muffler
<b>FLT50052</b>	2-1/2" Inlet, 2-1/2" Outlet Muffler

## Long-Tube Headers for 1969-74 Ford 2WD F100 with SBF

Long-tube headers with 1-1/2" primaries and 3" collector pipes feature FlowTech's exclusive, thick, mandrel-formed Power Plenum collector and leak-proof O-ringed port seals. Silver metallic ceramic-coated steel. Include mounting hardware. Sold in pairs.



Part No.	Description
<b>FLT32500</b>	Ceramic-Coated Headers for 1969-74 Ford F100 w/302

## Long-Tube Headers for 1975-91 GM Truck/SUV with SBC

Long-tube headers with 1-1/2" primaries and 3" collector pipes feature FlowTech's exclusive thick, mandrel-formed Power Plenum collector and leak-proof O-ringed port seals. Black painted mild steel. Mounting hardware included. Sold in pairs.



Part No.	Description
<b>FLT43006FLT</b>	Black Painted Headers for 1975-91 GM Trucks/SUVs w/SBC

## Block Hugger Headers

Available in satin black painted or metallic ceramic coated, headers are complete with all nuts, bolts, and gaskets.



Part No.	Description
<b>FLT11000</b>	Small Block Chevy, Black Painted
<b>FLT31000</b>	Small Block Chevy, Coated Ceramic

## Hugger Toobs

### FLT10010

Hugger Toobs connect Block Hugger Headers to the exhaust system. Built from 16-gauge mandrel-bent tubing, Hugger Toobs are for use with small block Chevy. Sold in pairs, complete with flanges and gaskets.



## Exhaust Headers

Headers are engineered and leak-tested to get maximum performance and fuel economy from an engine. Afterburner headers contain a turbo chamber. Headers include all mounting hardware, bolts, nuts, and quality gaskets. Available with electrostatically applied PPG satin black paint finish or specially formulated, NASA-developed silver luster ceramic coating.

Models	Engine	Standard Headers	Ceramic Headers	Primary Col Size	AC	COL	FLR	COL	FLR	Footnotes
<b>Chevrolet Full-Length Headers</b>										
1967-69 Camaro	283-400	<b>FLT11100</b>	<b>FLT31100</b>	1-5/8" x 3"	12	Y	Y	N	Y	1, 4, 32, 58
1970-81 Camaro	283-400	<b>FLT11100</b>	<b>FLT31100</b>	1-5/8" x 3"	23	Y	Y	N	Y	1, 3, 4, 58
1970-72 Camaro	396-454	<b>FLT11130</b>	<b>FLT31130</b>	1-3/4" x 3"	Y	N	Y	N	Y	1, 4
1964-77 Chevelle	283-400	<b>FLT11100</b>	<b>FLT31100</b>	1-5/8" x 3"	23	Y	Y	Y	Y	1, 4, 32, 58
1978-87 Chevelle	283-400	<b>FLT11104</b>	<b>FLT31104</b>	1-5/8" x 3"	23	Y	Y	Y	Y	1, 3, 4, 58
1964-74 Chevelle	396-454	<b>FLT11130</b>	<b>FLT31130</b>	1-3/4" x 3"	Y	N	43	N	Y	1, 3, 4
1968-79 Chevy II/Nova	283-400	<b>FLT11100</b>	<b>FLT31100</b>	1-5/8" x 3"	23	Y	Y	Y	Y	1, 3, 4, 32, 58
1970-77 Monte Carlo	305-400	<b>FLT11100</b>	<b>FLT31100</b>	1-5/8" x 3"	23	Y	Y	N	N	1, 3, 4, 58
1978-87 Monte Carlo	283-400	<b>FLT11104</b>	<b>FLT31104</b>	1-5/8" x 3"	23	Y	Y	N	N	1, 3, 4, 58
1965-70 Passenger	283-400	<b>FLT11100</b>	<b>FLT31100</b>	1-5/8" x 3"	23	Y	Y	Y	Y	1, 4, 32, 58
<b>Ford Mustang GT/LX 5.0L Full-Length Headers</b>										
1979-93 Equal Length	5.0L	<b>FLT12104</b>	—	1-5/8"x30"x3	Y	N	Y	N	Y	1, 3, 4, 66, 70, 71
<b>Pontiac Full-Length Headers</b>										
1970-79 Firebird-TA	350-455	<b>FLT11170</b>	—	1-5/8" x 3"	Y	N	Y	N	Y	1, 3, 4, 27, 37
1982-90 Firebird-TA	283-400CH	<b>FLT11102</b>	—	1-1/2" x 2.5"	Y	N	Y	N	Y	1, 3, 4, 51, 58, 66
1964-75 Grand Am	326-455	<b>FLT11170</b>	—	1-5/8" x 3"	Y	Y	Y	N	Y	1, 3, 4, 27, 37
1978-87 Grand Prix	283-400CH	<b>FLT11104</b>	<b>FLT31104</b>	1-5/8" x 3"	23	Y	Y	N	N	1, 3, 4, 51, 58
1964-75 GTO	326-455	<b>FLT11170</b>	—	1-5/8" x 3"	Y	Y	Y	N	Y	1, 3, 4, 27, 37
1964-75 LeMans	326-455	<b>FLT11170</b>	—	1-5/8" x 3"	Y	Y	Y	N	Y	1, 3, 4, 27, 37
1978-87 LeMans	283-400CH	<b>FLT11104</b>	<b>FLT31104</b>	1-5/8" x 3"	23	Y	Y	N	Y	1, 3, 4, 51, 58



### Footnotes:

1	Also Available with A.i.r. Welded in Place, Add "S" to Part No. When Ordering.
3	Must Modify Stock Exhaust to Retain Catalytic Converters.
4	Not Legal for Use on Pollution Controlled Motor.
27	Will Not Fit in Vehicles with Ram Air. Pre-1970 Vehicles with Exhaust
32	Manifold Mounted Alternator/Generator Use Bracket FLT10031.
37	End Holes on Head Must Be Drilled and Tapped to Assure Proper Seal.
51	Chevrolet Small Block V8 Engine.
58	Will Not Fit Angle Plug Heads. Header Is Equipped
66	with an Oxygen Sensor Fitting.
70	Will Fit with Dart/Windsor Cylinder Heads.
71	Equal Length "Tuned" Style Header Design.



## FORD PERFORMANCE

### Tall Polished Aluminum

#### FRDM6582-C460§

Fits 429 and 460. 4-1/2" tall covers will clear stud girdle and roller rocker arms.



### Tall Polished Aluminum

#### FRDM6582-Z351§

Fits 302 Boss, 351C, 351M, and 400 and has new logo. Tall covers will clear stud girdle and roller rocker arms.



### Black Satin

#### FRDM6582-LE302BK\*

Fits 289, 302, and 351W. Die-cast aluminum with baffle.



### Black Satin

#### FRDM6582-A\*

Fits 289, 302, and 351W.



\* Direct replacement part.

§ Not legal for sale or use on pollution-controlled motor vehicles.

### Blue Satin

#### FRDM6582-LE302BL\*

Fits 289, 302, and 351W. Die-cast aluminum with baffle.



\* Direct replacement part.

### 1979-93 Mustang Performance

#### Front/Rear Spring Kits

Spring kits may be used to lower 1979-93 Mustangs and improve their handling. Ride quality will become somewhat firmer.




Part No.	Year	Lower		Spring Rate	
		Front	Rear	Front	Rear
FRDM5300-B	1979-93	7/8"†	1/2"†	425/530	200/300
FRDM5300-C	1979-93	7/8"†	1/2"†	650	200/300

### EFI Heat Spacer

#### FRDM9486-A51

Type C phenolic spacer fits between the upper and lower manifolds to help dissipate heat and significantly increase performance. Longer bolts are included. For Stock 5.0L manifold half.



### Engine Oil Dipstick

#### FRDM6750-C303

Fits 1983-93 5.0L Mustang.



### Distributor Hold-Down Clamp

#### FRDM12270-A302

Chrome clamp fits 2.3L HSC, V6, and V8 exc. "FE".



### Ignition Coil Bracket

#### FRDM12044-A2




### Auto Transmission Dipstick and Tube

Part No.	Description
FRDM6750-D303	C-4
FRDM6750-E303	C-6

### Oil Filter Adapter

#### FRDM6880-B50

Rotates filter toward front of engine to provide clearance for engine swaps and chassis modifications. Fits most Ford engines that use Motorcraft FL-1A oil filter. Blue anodized aluminum.



### 429-460 Oil Pan Kit

#### FRDM6675-A460

Rear sump oil pan kit fits 429-460 in 1979-93 Mustangs and Fox-chassis cars. Kit includes pan, dipstick, tube, and pickup with special attaching bolt. Requires 1980-86 F-Series 460 oil pump (M6600-A460 - not included).



### 351W Oil Pan Kit

#### FRDM6675-A58

Includes rear sump oil pan, dipstick, tube and pickup with special attaching bolt. Fits 1979-93 Mustang and Fox-chassis cars. Ideal for engine swaps or for extra clearance on modified vehicles. This is the oil pan used on Ford Racing FRDM6007-B351 engine assembly.



### Off-Road Idler Bracket

#### FRDM8604-A50\*

Competition idler bracket fits 1979-93, 302, and 351 Mustang engines when catalytic converters are not used. For off-road use only. Bracket is a direct replacement for stock air pumps and uses a standard (stock) serpentine belt.





## FORD PERFORMANCE

### A/C Eliminator Kit

#### FRDM8511-A50\*

Relocates the power steering where A/C compressor was formerly. Fits 1985-93 Mustang. Requires new belt (not included). Hardware included.



\* Not legal for sale or use on pollution-controlled vehicles.

### 351W Engine

#### Swap Accessory Drive Kits

Kits fit 1985-93 Mustang and allow use of 5.0L front-end accessory drive components when swapping to a 351W engine. Simply replace production brackets using the existing bolts and hardware. Serpentine belt selection will vary, depending on use of optional underdrive pulleys.

FRDM8511-A351



Part No.	Description
FRDM8511-A351	Power Steering Bracket Only
FRDM8511-B351	Power Steering and AC Bracket

### Flywheels

Ford Racing has 157-tooth stock replacement and SFI-approved flywheels available.



Part No.	Description	Material	Unbalance
FRDM6375-A302B†‡	Pre-1981 302 and 351 Engines Using 157T Flywheels. Meets SFI 1.1	Billet Steel	28.2 oz. in.
FRDM6375-C302B§	1981 and Later 302 Engines. Meets SFI 1.1	Billet Steel	50.0 oz. in.

† Diaphragm clutch uses metric bolts and dowel pins

‡ Has bolt-on counter weight 4" long

§ Has bolt-on counter weight 7.2" long

### Air Cleaner

#### FRDM9600-C302

Black ribbed aluminum oval singlequad air cleaner with "Cobra" logo. Not legal for sale or use on pollution-controlled vehicles.



### High-Torque Starter

#### FRDM11000-B51


1.1kw high-torque starter is small in diameter, but cranks out more power than a stock starter. It's a lot lighter, too. Fits small block Ford with automatic transmission.



### Short V-Belt Water Pump

#### FRDM8501-E351S

Eliminates the excessive length problem which often requires firewall modifications when swapping Ford 289/302/351W small blocks. Pump shortens engine length by 1-1/2".



### Polished Aluminum

#### Spark Plug Wire Looms

#### FRDM12297-L900



Looms fit 8mm or 9mm wires and have adjustable brackets to fit all small or big block engines. Polished finish.

### 9mm Spark Plug Wire Sets

Wire-wound custom ignition wire sets have low resistance for minimum spark loss.



Part No.	Engine	Color	End Config.	Wire Dia.
FRDM12259-C301	5.0/5.8L V8	Blue	45° Boot	9mm
FRDM12259-C462	4.6L 2V, V8	Blue	45° Boot	9mm

### Clutch Linkage Upgrade Kit

#### FRDM7553-A302

Kit consists of a beefed-up clutch release fork and heavy-duty, self-adjusting PTFE-lined clutch cable. Fits 1979-93 Mustangs.



**Notes:** 1984 and later cars have heavy-duty cable as original equipment. 1986 and later cars have beefed-up clutch release fork as original equipment. To install kit in 1979-81 vehicles with manual adjustment clutch mechanisms, the (1982 and later) self-adjusting quadrant mechanism must be installed (not included in kit).

### Adjustable Clutch Linkage Kit

Includes all parts required to convert stock non-adjustable clutch cable to fully adjustable type. Fits 1982-93 Mustangs.



Part No.	Description
FRDM7553-B302	1982-93 Cable and Quadrant
FRDM7553-C302	1982-93 Service Cable

### Topside Clutch Adjuster

#### FRDM7554-A

Adjust clutch engagement without going under the car. Eliminates the rubber bushing at the engine compartment bulkhead for more precise clutch action.





## FORD PERFORMANCE

### Double-Hook Clutch Quadrant

#### FRDM7583-A

Fits 1982-93 V8 Mustangs. Double-hook design permits use of an adjustable clutch cable or topside clutch adjuster and stock cable. CNC machined from billet aluminum.



### HD Throwout Bearing

#### FRDM7548-A

Fits 1979-93 Mustangs with manual transmission and V8 engine.



### Roller Pilot Bearings

Production pilot bearings are pre-greased (do not add extra grease - damage may occur).



FRDM7600-A

Part No.	Description
FRDM7600-A	Fits 289, 302, 351C and 351W Crankshaft (0.669" Input Shaft)
FRDM7600-B	Fits 4.6L Modular Engines

### 8.8" Ring and Pinion Gear Sets

Gear sets fit popular Mustangs, Rangers, and F-150's fitted with 8.8" rears.



Part No.	Description
FRDM4209-88373	3.73 Ring & Pinion Set
FRDM4209-88410	4.10 Ring & Pinion Set

### 8.8" Ring And Pinion Installation Kit

#### FRDM4210-A

Use kit for changing ring-and-pinion gear or differential. Fits IRS. Includes: pinion and carrier shims, crush sleeve, pinion seal, pinion nut, ring gear bolts, and cover gasket



### 8.8" Axle/IRS Bearing and Seal Kits

Use kits to rebuild an 8.8" differential.



Part No.	Description
FRDM1225-B	Fits 1986-93 Mustang (Non-IRS), Includes: 2 Outer Axle Shaft Bearings and Seals (2.256" OD Bearing)
FRDM4413-A	Fits IRS, Includes: 2 Stub Shaft Pilot Bearings and Housing Seals

### 8.8" Traction-Lok Rebuild Kit

#### FRDM4700-B

Kit includes clutch pack, shims, friction modifier and instructions. Fits all 8.8" Traction-Lok differentials.



### 8.8" Axle Installation Kit

#### FRDM4050-B

Kit includes two bushings, two C-locks and one 4-ounce bottle of friction modifier. These parts are included with every Ford Racing 8.8" axle assembly. Now they are available separately.



### 11" Brake Drum

#### FRDM1126-B

New brake drum measures 11" x 2-1/4", has a 5-lug x 4-1/2" bolt circle, and a 2.780" pilot hole. Sold individually.



### HD Aluminum Driveshaft Assembly

#### FRDM4602-GA



Natural aluminum driveshaft assembly measures 45-1/2" long x 3-1/2" O.D., and includes 1330 U-joints and 28-spline yoke. Fits 1979-1995 Mustang/Capri 5.0L vehicles with T-5/SROD/C-4/AOD, and 1979-1993 with Tremec transmissions and 7.5" or 8.8" axles.

### Mustang Wheels



Ford Racing Wheels are now available and in stock.

**Call for styles and sizes.**





### Series 3000 Direct-Fit Hose Ends

Series 3000 direct-fit hose ends use the "cutter" method of hose attachment, shaving valuable inches in tight applications. Designed exclusively for use with Series 3000 hose. Offered with black finish only.

Part No	Description
FRG189010-BL	90° Fitting, -10AN Hose End to 7/8"-14 (-10AN)
FRG190106-BL	Straight Fitting, -6AN Hose End to 1/4" MPT
FRG190166-BL	Straight Fitting, -6AN Hose End to 3/8" MPT
FRG194510-BL	45° Fitting, -10AN Hose to 1/2" MPT



### Series 3000 Hose Ends

The Series 3000 hose ends use a "cutter" method of hose attachment as the socket draws the hose over the nipple and into the cutter. The seal is formed by the cutter embedding itself into the end of the hose. Designed exclusively for use with Series 3000 hose. Offered with black or blue/red finish.

Hose Size	Black Part No.	Blue/Red Part No.
<b>Straight</b>		
-4	FRG100104-BL	--
-6	FRG100106-BL	FRG100106
-8	FRG100108-BL	--
-10	FRG100110-BL	FRG100110
-12	FRG100112-BL	--
-16	FRG100116-BL	--
-20	FRG100120-BL	--
<b>45° Bent Tube</b>		
-10	FRG104510-BL	--



Hose Size	Black Part No.	Blue/Red Part No.
<b>90° Bent Tube</b>		
-4	FRG109004-BL	--
-6	FRG109006-BL	--
-10	FRG109010-BL	--
-12	FRG109012-BL	--
-16	FRG109016-BL	--
-20	FRG109020-BL	--
<b>90° Low-Profile</b>		
-6	FRG109106-BL	--
-8	FRG109108-BL	--
-10	FRG109110-BL	--
-12	FRG109112-BL	--



### Series 3000 Stainless Race Hose

Engineered exclusively for use with Series 3000 hose ends, aerospace-quality hose is compatible with all hydrocarbon and alcohol-based fuels, along with synthetic and petroleum-based lubricants. Hose features an operating range of -40°F to 300°F, and combines a CPFE inner liner with two layers of woven stainless steel.

AN Size	Hose I.D.	Working Pressure	Vacuum Rating	3' Length	6' Length	10' Length	20' Length
-4	7/32"	1500	27"	--	FRG706004	--	--
-6	11/32"	1500	27"	FRG703006	FRG706006	FRG710006	FRG720006
-8	7/16"	1250	27"	FRG703008	--	FRG710008	FRG720008
-10	9/16"	1250	27"	FRG703010	--	FRG710010	--
-12	11/16"	1000	27"	FRG703012	FRG706012	--	--



FRG703006

### Premium Black Nylon Race Hose

Designed for use with FPS Series 2000 hose ends, black nylon race hose incorporates a synthetic rubber core that has an operational range of -40° to 300°F and up to 500 PSI of working pressure, allowing for use with most oils, coolants, and fuels. Lightweight and durable, braided nylon hose is reinforced with a single braid of bright corrosion-resistant type 302 stainless steel wire braid for added strength.

**Note:** Hose is not intended for use with 3000 Series hose ends.

Hose Size	Working I.D.	Vacuum Pressure	Min. Bend Rating	Radius	3' Length	6' Length	10' Length	15' Length	20' Length
-4	7/32"	500	28"	2.0"	FRG840304	FRG840604	FRG841004	FRG841504	FRG842004
-6	11/32"	500	28"	2.5"	FRG840306	FRG840606	FRG841006	FRG841506	FRG842006
-8	7/16"	500	28"	3.5"	FRG840308	FRG840608	FRG841008	FRG841508	FRG842008
-10	9/16"	500	28"	4.0"	FRG840310	FRG840610	FRG841010	FRG841510	FRG842010
-12	11/16"	350	28"	4.5"	FRG840312	FRG840612	FRG841012	FRG841512	FRG842012
-16	7/8"	350	28"	5.0"	FRG840316	FRG840616	FRG841016	FRG841516	FRG842016



### EZ Street Hose

Manufactured to SAE 30R9 specifications, hose is compatible with all of today's available pump fuels including ethanol, diesel, and methanol fuels. The nitrile-based tube prevents 99% of hydrocarbon fuel vapors from escaping, while the Aramid reinforcing braid keeps the hose from collapsing. Suitable for applications up to 175 PSI with a temperature range of -29° to 275°F.



### EZ Street Hose Ends

Compatible with a wide range of fuels including pump gas, E85, E98, ethanol, diesel, and methanol, hose ends utilize a single hose retention barb made to SAE specifications, which allows compatibility with virtually any SAE 30R9 or 30R10 low-permeation fuel hose. Popularly used with EZ Street 30R9 hose. Double-swivel design allows clocking as desired. Offered in black only.



Size	10' Length	15' Length	20' Length
-6	FRG731006	FRG731506	FRG732006

Size	Straight	45° Tube	90° Tube	120° Tube	180° Tube
-6	FRG750106-BL	FRG754506-BL	FRG759006-BL	FRG751206-BL	FRG751806-BL
-8	FRG750108-BL	--	FRG759008-BL	--	--

### Series 2000 Pro-Flow Hose Ends

Reusable, Pro-Flow hose ends utilize a single-nipple, which allows the socket to draw the hose over the long, tapered nipple, effectively sealing the hose between the inside of the socket and the outside of the nipple. Offered in black or blue/red anodized finishes.

Hose Size	Black Part No.	Blue/Red Part No.
<b>Straight</b>		
-4	FRG220104-BL	FRG220104
-6	FRG220106-BL	FRG220106
-8	FRG220108-BL	FRG220108
-10	FRG220110-BL	FRG220110
-12	FRG220112-BL	FRG220112
-16	FRG220116-BL	FRG220116
<b>30°</b>		
-4	FRG223004-BL	-
-6	FRG223006-BL	FRG223006
-8	FRG223008-BL	FRG223008
-10	FRG223010-BL	-
-12	FRG223012-BL	FRG223012
-16	FRG223016-BL	-
<b>45°</b>		
-4	FRG224504-BL	FRG224504
-6	FRG224506-BL	FRG224506
-8	FRG224508-BL	FRG224508
-10	FRG224510-BL	FRG224510
-12	FRG224512-BL	FRG224512
-16	FRG224516-BL	FRG224516
<b>60°</b>		
-4	FRG226004-BL	-
-6	FRG226006-BL	FRG226006
-8	FRG226008-BL	FRG226008
-10	FRG226010-BL	FRG226010
-12	FRG226012-BL	FRG226012
-16	FRG226016-BL	-



Hose Size	Black Part No.	Blue/Red Part No.
<b>90°</b>		
-4	FRG229004-BL	FRG229004
-6	FRG229006-BL	FRG229006
-8	FRG229008-BL	FRG229008
-10	FRG229010-BL	FRG229010
-12	FRG229012-BL	FRG229012
-16	FRG229016-BL	FRG229016
<b>120°</b>		
-4	FRG231204-BL	FRG231204
-6	FRG231206-BL	FRG231206
-8	FRG231208-BL	FRG231208
-10	FRG231210-BL	FRG231210
-12	FRG231212-BL	FRG231212
-16	FRG231216-BL	-
<b>150°</b>		
-4	FRG231504-BL	-
-6	FRG231506-BL	FRG231506
-8	FRG231508-BL	-
-10	FRG231510-BL	FRG231510
-12	FRG231512-BL	FRG231512
-16	FRG231516-BL	-
<b>180°</b>		
-4	FRG231804-BL	FRG231804
-6	FRG231806-BL	FRG231806
-8	FRG231808-BL	FRG231808
-10	FRG231810-BL	FRG231810
-12	FRG231812-BL	FRG231812
-16	FRG231816-BL	-



### Series 2000 Expander Pro-Flow Hose Ends

Desirable where space is at a premium and it becomes necessary to change from one hose size to the next larger size. Hose ends utilize a single-nipple design, allowing the socket to draw over the hose between the inside of the socket and the outside of the nipple.

Description	Black Part No.	Blue/Red Part No.
<b>Straight</b>		
-6 Nut x -8 Hose	-	FRG220105
-10 Nut x -12 Hose	-	FRG220111
<b>60°</b>		
-12 Nut x -16 Hose	FRG226013-BL	-
<b>90°</b>		
-6 Nut x -8 Hose	-	FRG229005
-10 Nut x -12 Hose	-	FRG229011
-12 Nut x -16 Hose	-	FRG229013
<b>120°</b>		
-6 Nut x -8 Hose	FRG231205-BL	FRG231205
-12 Nut x -16 Hose	FRG231213-BL	FRG231213
<b>180°</b>		
-10 Nut x -12 Hose	FRG231811-BL	-



### Series 2000 Reducer Pro-Flow Hose Ends

Used where it becomes necessary to change from one hose size to the next smaller size. Hose ends utilize a single-nipple design of hose attachment, allowing the socket to draw over the hose between the inside of the socket and the outside of the nipple.

Description	Black Part No.	Blue/Red Part No.
<b>Straight</b>		
-8 Nut x -6 Hose	-	FRG220107
-10 Nut x -8 Hose	-	FRG220109
<b>45°</b>		
-10 Nut x -8 Hose	-	FRG224509
<b>90°</b>		
-8 Nut x -6 Hose	-	FRG229007
-10 Nut x -8 Hose	-	FRG229009
<b>120°</b>		
-8 Nut x -6 Hose	FRG231207-BL	-
<b>150°</b>		
-8 Nut x -6 Hose	FRG231507-BL	-
-10 Nut x -8 Hose	FRG231509-BL	-
<b>180°</b>		
-8 Nut x -6 Hose	FRG231807-BL	-







## Real-Street Hose Ends

Fully reusable hose ends, engineered for use with PTFE hose, eliminates permeation issues common to aftermarket racing hose. Hose ends include a double-swivel design and have a bright, black anodized finish.

Part No.	Hose Size
<b>Straight</b>	
FRG680104-BL	-4
FRG680106-BL	-6
FRG680108-BL	-8
FRG680110-BL	-10
FRG680112-BL	-12
<b>30°</b>	
FRG683006-BL	-6
FRG683008-BL	-8
<b>45°</b>	
FRG684506-BL	-6
FRG684508-BL	-8
FRG684510-BL	-10
FRG684512-BL	-12



Part No.	Hose Size
<b>60°</b>	
FRG686006-BL	-6
FRG686008-BL	-8
FRG686010-BL	-10
FRG686012-BL	-12
<b>90°</b>	
FRG689006-BL	-6
FRG689008-BL	-8
FRG689010-BL	-10
FRG689012-BL	-12
<b>120°</b>	
FRG681206-BL	-6
FRG681208-BL	-8
FRG681210-BL	-10
FRG681212-BL	-12



Part No.	Hose Size
<b>150°</b>	
FRG681506-BL	-6
FRG681508-BL	-8
FRG681510-BL	-10
FRG681512-BL	-12
<b>180°</b>	
FRG681806-BL	-6
FRG681808-BL	-8
FRG681810-BL	-10
FRG681812-BL	-12



## 6000 Series PTFE Hose


Durable PTFE hose has the ability to endure high temperatures and pressures, while cycling over and over without failure. Hose is well suited for use with engine, transmission, brake, or power steering lubricants, and is fully compatible with nitrous oxide. Offered with or without black outer covering.

AN Size	Hose I.D.	Cover	3' Length	6' Length	10' Length	15' Length	20' Length
-6	5/16"	None	FRG603006	FRG606006	FRG601006	FRG601506	FRG602006
-6	5/16"	Black	FRG603026	FRG606026	FRG601026	FRG601526	FRG602026
-8	13/32"	None	FRG603008	FRG606008	FRG601008	FRG601508	FRG602008
-8	13/32"	Black	FRG603028	FRG606028	FRG601028	FRG601528	FRG602028
-10	1/2"	None	FRG603010	FRG606010	FRG601010	FRG601510	FRG602010



## AN Flare Adapters


Black Part No.	Blue Part No.	"A" Dash Size	"B" Dash Size
<b>Aluminum Union</b>			
-	FRG581503*	-3	-3
FRG481503-BL	FRG481503	-3	-3
FRG481504-BL	FRG481504	-4	-4
FRG481506-BL	FRG481506	-6	-6
FRG481508-BL	FRG481508	-8	-8
FRG481510-BL	FRG481510	-10	-10
FRG481512-BL	FRG481512	-12	-12
FRG481516-BL	FRG481516	-16	-16
<b>Aluminum 90° Union</b>			
FRG482103-BL	FRG482103	-3	-3
FRG482104-BL	-	-4	-4
FRG482106-BL	FRG482106	-6	-6
FRG482108-BL	FRG482108	-8	-8
FRG482110-BL	FRG482110	-10	-10
FRG482112-BL	-	-12	-12
-	FRG482116	-16	-16
<b>Aluminum Male Reducer</b>			
FRG491902-BL	-	-3	-4
FRG491906-BL	FRG491906	-4	-6
FRG491912-BL	FRG491912	-6	-8
FRG491913-BL	-	-4	-10
FRG491914-BL	FRG491914	-6	-10
FRG491915-BL	FRG491915	-8	-10
FRG491916-BL	-	-4	-12
-	FRG491918	-6	-12
FRG491919-BL	-	-8	-12
FRG491920-BL	FRG491920	-10	-12
FRG491922-BL	-	-10	-16
FRG491923-BL	FRG491923	-12	-16



\*Signifies steel fitting.

## AN Flare Adapters

Black Part No.	Blue Part No.	"A" Dash Size	"B" Dash Size
<b>Aluminum Female Swivel</b>			
FRG496103-BL	FRG496103	-3	-3
FRG496104-BL	FRG496104	-4	-4
FRG496106-BL	FRG496106	-6	-6
FRG496107-BL	FRG496107	-6	-8
FRG496108-BL	FRG496108	-8	-8
FRG496109-BL	FRG496109	-8	-10
FRG496110-BL	FRG496110	-10	-10
FRG496112-BL	FRG496112	-12	-12
FRG496116-BL	-	-16	-16
<b>Aluminum 45° Female Coupler</b>			
-	FRG496206	-6	-6
-	FRG496208	-8	-8
FRG496212-BL	-	-12	-12
FRG496216-BL	-	-16	-16
<b>Aluminum 90° Female 90° Coupler</b>			
FRG496306-BL	FRG496306	-6	-6
FRG496308-BL	FRG496308	-8	-8
-	FRG496310	-10	-10
-	FRG496312	-12	-12
<b>Aluminum 90° Female Tube-Style Coupler</b>			
FRG496321-BL	-	-4	-4
FRG496317-BL	-	-6	-6
FRG496318-BL	-	-8	-8
FRG496319-BL	-	-10	-10
FRG496320-BL	-	-20	-20
<b>Aluminum Swivel Reducer</b>			
FRG497204-BL	FRG497204	-3	-4
FRG497206-BL	FRG497206	-4	-6
FRG497218-BL	FRG497218	-4	-8
FRG497208-BL	FRG497208	-6	-8
FRG497210-BL	FRG497210	-6	-10
FRG497211-BL	FRG497211	-8	-10
FRG497212-BL	FRG497212	-8	-12
FRG497213-BL	FRG497213	-10	-12
FRG497216-BL	FRG497216	-10	-16
FRG497217-BL	FRG497217	-12	-16



## AN Flare Adapters - Continued

Black Part No.	Blue Part No.	"A" Dash Size	"B" Dash Size	
<b>Aluminum Swivel Flare Expander</b>				
FRG497304-BL	FRG497304	-3	-4	
FRG497306-BL	FRG497306	-4	-6	A
FRG497308-BL	FRG497308	-6	-8	
FRG497310-BL	FRG497310	-8	-10	
FRG497312-BL	FRG497312	-10	-12	A
FRG497316-BL	-	-12	-16	
FRG497320-BL	FRG497320	-16	-20	
<b>Aluminum Female to Male 90° Swivel</b>				
FRG498101-BL	FRG498101	-3	-3	
FRG498102-BL	-	-4	-4	A
FRG498104-BL	-	-8	-8	
FRG498105-BL	-	-10	-10	
FRG498106-BL	-	-12	-12	
FRG498108-BL	-	-16	-16	
<b>Aluminum Female to Male 45° Swivel</b>				
-	FRG498001	-3	-3	
-	FRG498002	-4	-4	
FRG498003-BL	FRG498003	-6	-6	B
-	FRG498004	-8	-8	
-	FRG498005	-10	-10	
FRG498008-BL	-	-16	-16	A
<b>Aluminum Male to Male 90° Swivel</b>				
FRG499268-BL	-	-6	-6 (3/4"-16)	
FRG499207-BL	-	-8	-8 (9/16"-18)	
FRG499208-BL	-	-8	-8 (3/4"-16)	
FRG499210-BL	-	-10	-10 (7/8"-14)	
FRG499212-BL	-	-12	-12 (1-1/16"-12)	A
FRG499213-BL	-	-12	-10 (7/8"-14)	B

Black Part No.	Blue Part No.	"A" Dash Size	"B" Dash Size	"C" Dash Size	
<b>Aluminum Tee, Female Swivel on Run</b>					
FRG498302-BL	FRG498302	-4	-4	-4	
FRG498303-BL	-	-6	-6	-6	
FRG498304-BL	-	-8	-8	-8	
FRG498305-BL	-	-10	-10	-10	A
FRG498306-BL	-	-12	-12	-12	
FRG498308-BL	-	-16	-16	-16	B
<b>Aluminum Tee, Female Swivel on Side</b>					
FRG498201-BL	FRG498201	-3	-3	-3	
FRG498202-BL	FRG498202	-4	-4	-4	
FRG498203-BL	FRG498203	-6	-6	-6	A
FRG498204-BL	FRG498204	-8	-8	-8	
<b>Aluminum Tee</b>					
FRG482403-BL	FRG482403	-3	-3	-3	
FRG482404-BL	FRG482404	-4	-4	-4	
FRG482406-BL	FRG482406	-6	-6	-6	C
FRG482408-BL	FRG482408	-8	-8	-8	
FRG997408-BL*	-	-8	-8	-8	
FRG482410-BL	FRG482410	-10	-10	-10	A
FRG482412-BL	FRG482412	-12	-12	-12	
FRG482416-BL	FRG482416	-16	-16	-16	B

\*Signifies fitting with 1/8" FPT port.

## Aluminum Hose Barb to AN Adapters

Black Part No.	Blue Part No.	Hose Size	AN Size	
FRG484104-BL	FRG484104	1/4"	-4	
FRG484106-BL	FRG484106	3/8"	-6	
FRG494108-BL	FRG484108	1/2"	-8	
FRG484110-BL	-	5/8"	-10	
FRG484112-BL	-	3/4"	-12	

## AN Flare Bulkhead Adapters

Black Part No.	Blue Part No.	"A" Dash Size	"B" Dash Size	
<b>Aluminum Straight Bulkhead</b>				
FRG483203-BL	FRG483203	-3	-3	A
FRG483204-BL	FRG483204	-4	-4	
FRG483206-BL	FRG483206	-6	-6	
FRG483208-BL	FRG483208	-8	-8	A
FRG483210-BL	FRG483210	-10	-10	
FRG483212-BL	FRG483212	-12	-12	
FRG483216-BL	-	-16	-16	A
FRG483220-BL	-	-20	-20	
<b>Aluminum 45° Bulkhead</b>				
FRG483703-BL	-	-3	-3	
<b>Aluminum 90° Bulkhead</b>				
FRG483303-BL	FRG483303	-3	-3	
FRG483304-BL	FRG483304	-4	-4	
FRG483306-BL	FRG483306	-6	-6	
FRG483308-BL	FRG483308	-8	-8	
FRG483310-BL	FRG483310	-10	-10	A
FRG483312-BL	-	-12	-12	
FRG483316-BL	-	-16	-16	B

Black Part No.	Blue Part No.	"A" Dash Size	"B" Dash Size	"C" Dash Size	
<b>Aluminum Bulkhead Tee on the Side</b>					
FRG483403-BL	FRG483403	-3	-3	-3	
FRG483404-BL	-	-4	-4	-4	A
FRG483406-BL	-	-6	-6	-6	
FRG483408-BL	FRG483408	-8	-8	-8	
FRG483410-BL	-	-10	-10	-10	C
<b>Aluminum Bulkhead Tee on the Run</b>					
FRG480403-BL	FRG480403	-3	-3	-3	
-	FRG580403*	-3	-3	-3	
FRG480404-BL	-	-4	-4	-4	B

\*Signifies steel fitting.

Black Part No.	Blue Part No.	Dash Size	
<b>Fuel Cell Bulkhead</b>			
FRG483106-BL	-	-6	
FRG483108-BL	-	-8	
FRG483110-BL	-	-10	
FRG483112-BL	-	-12	
<b>Aluminum Bulkhead Nut</b>			
FRG492403-BL	FRG492403	-3	
FRG492404-BL	FRG492404	-4	
FRG492406-BL	FRG492406	-6	
FRG492408-BL	FRG492408	-8	
FRG492410-BL	FRG492410	-10	
FRG492412-BL	FRG492412	-12	
FRG492416-BL	-	-16	
FRG492420-BL	-	-20	

## Nylon Sealing Washers

Part No.	Description
FRG999126	9/16" I.D. (-6AN), 10-Pack
FRG999128	3/4" I.D. (-8AN), 10-Pack
FRG999130	7/8" I.D. (-10AN), 10-Pack
FRG999132	1-1/16" I.D. (-12), 10-Pack

## AN Caps and Plugs

Black Part No.	Blue Part No.	Dash Size
<b>Aluminum Flare Cap</b>		
FRG492903-BL	FRG492903	-3
FRG492904-BL	FRG492904	-4
FRG492906-BL	FRG492906	-6
FRG492908-BL	FRG492908	-8
FRG492910-BL	FRG492910	-10
FRG492912-BL	FRG492912	-12
FRG492916-BL	FRG492916	-16
FRG492920-BL	-	-20
<b>Aluminum Flare Plug</b>		
FRG480603-BL	FRG480603	-3
FRG480604-BL	FRG480604	-4
FRG480606-BL	FRG480606	-6
FRG480608-BL	FRG480608	-8
FRG480610-BL	FRG480610	-10
FRG480612-BL	FRG480612	-12
FRG480620-BL	-	-20
<b>Aluminum Port Plug (O-Ring Included)</b>		
FRG481403-BL	FRG481403	-3
FRG481406-BL	FRG481406	-6
FRG481408-BL	FRG481408	-8
FRG481410-BL	FRG481410	-10
FRG481412-BL	-	-12
<b>Aluminum Port Plug (O-Ring Included) with 1/8" FPT</b>		
FRG481403-BL	FRG481403	-3
FRG481426-BL	-	-6
FRG481428-BL	-	-8
FRG481430-BL	-	-10
<b>Aluminum Socket Hex Port Plug</b>		
FRG481304-BL	-	-3
FRG481306-BL	-	-6
FRG481308-BL	-	-8
FRG481310-BL	-	-10
FRG481312-BL	-	-12
<b>Aluminum Tube Nut</b>		
FRG481803-BL	FRG481803	-3
FRG481804-BL	FRG481804	-4
FRG481806-BL	FRG481806	-6
FRG481808-BL	FRG481808	-8
FRG481810-BL	FRG481810	-10
FRG481812-BL*	-	-12
<b>Aluminum Tube Sleeve</b>		
FRG481903-BL	FRG481903	-3
FRG481904-BL	FRG481904	-4
FRG481906-BL	FRG481906	-6
FRG481908-BL	FRG481908	-8
FRG481910-BL	FRG481910	-10
FRG481912-BL**	-	-12

\* Most tube nuts are also available in 10-packs by adding "-10" to part no.

\*\* Most tube sleeves are also available in 10-packs by adding "-10" to part no.

## Billet Aluminum Flare to Flare Y Fittings

Fittings have a bright black anodized finish unless noted.


Part No.	Description
FRG900604*	-4AN Male, All
FRG900606-BL	-6AN Male, All
FRG900607-BL	-6AN Male Inlet x -4AN Male Outlets
FRG900608-BL	-8AN Male, All
FRG900609-BL	-8AN Male Inlet x -6AN Male Outlets
FRG900611-BL	-10AN Male Inlet x -8AN Male Outlets
FRG900612-BL	-12AN Male Inlet x -12AN Male Outlets
FRG900617-BL	-16AN Male Inlet x -12AN Male Outlets

\*Signifies blue anodized fitting.




## AN Flare to ORB Adapters

Black Part No.	Blue Part No.	"A" Dash Size	"B" SAE Size
<b>Aluminum O-Ring Boss</b>			
FRG495124-BL	-	-4	3/8"-24 (-3)
FRG495125-BL	-	-4	7/16"-20 (-4)
FRG495110-BL	-	-4	9/16"-18 (-6)
FRG495111-BL	-	-4	3/4"-16 (-8)
FRG495112-BL	-	-4	7/8"-14 (-10)
FRG495100-BL	FRG495100	-6	9/16"-18 (-6)
FRG495101-BL	FRG495101	-6	3/4"-16 (-8)
FRG495113-BL	FRG495113	-6	7/8"-14 (-10)
FRG495114-BL	-	-6	1-1/16"-12 (-12)
FRG495102-BL	FRG495102	-8	9/16"-18 (-6)
FRG495103-BL	FRG495103	-8	3/4"-16 (-8)
FRG495104-BL	FRG495104	-8	7/8"-14 (-10)
FRG495115-BL	-	-8	1-1/16"-12 (-12)
FRG495116-BL	-	-8	1-5/16"-12 (-16)
FRG495105-BL	FRG495105	-10	3/4"-16 (-8)
FRG495106-BL	FRG495106	-10	7/8"-14 (-10)
FRG495107-BL	FRG495107	-10	1-1/16"-12 (-12)
FRG495117-BL	-	-10	1-5/16"-12 (-16)
FRG495122-BL	-	-12	3/4"-16 (-8)
FRG495108-BL	FRG495108	-12	7/8"-14 (-10)
FRG495109-BL	FRG495109	-12	1-1/16"-12 (-12)
FRG495118-BL	-	-12	1-5/16"-12 (-16)
FRG495120-BL	-	-16	1-1/16"-12 (-12)
FRG495119-BL	-	-16	1-5/16"-12 (-16)
FRG495123-BL	-	-20	1-5/16"-12 (-16)



## ORB to ORB Adapters

Black Part No.	"A" Dash Size	"B" Dash Size
FRG494110-BL	-10	-10
FRG494111-BL	-12	-12
FRG494112-BL	-10	-8



## AN 90° Swivel to AN Straight Thread

Part No.	Hose Size	AN Thread
FRG499268-BL	-6	3/4"-16 (-8)
FRG499207-BL	-8	9/16"-18 (-6)
FRG499210-BL	-10	7/8"-14 (-10)
FRG499212-BL	-12	1-1/16"-12 (-12)
FRG499213-BL	-12	7/8"-14 (-10)



## Viton O-Rings Sold in Packs of 10

Part No.	Size
FRG999108	-3
FRG999109	-4
FRG999110	-6
FRG999112	-10
FRG999113	-12



## Weld Bungs

Often required when fabricating breather tanks, etc. Offered in aluminum or steel.

Aluminum Part No.	Steel Part No.	AN Size
FRG497104	FRG597104	-4
FRG497106	FRG597106	-6
FRG497108	FRG597108	-8
FRG497110	FRG597110	-10
FRG497112	FRG597112	-12



## Weld Bungs with 1.0" Dia. Step

Part No.	Size
FRG499558	-8 Male (3/4"-16)
FRG499560	-10 Male (7/8"-14)
FRG499562	-12 Male (1-1/16"-12)
FRG499566	-16 Male (1-5/16"-12)



## Weld Bung with .750" Dia. Step

Part No.	Size
FRG499506	3/8" FPT



### Oil Pressure Adapters

Part No.	Description
FRG481710-BL	-10AN x 1/2" NPT, 3.25" Long
FRG481712-BL	-12AN x 1/2" NPT, 3.25" Long
FRG481713-BL	-10AN x 1/2" NPT, 4.4" Long
FRG481714-BL	-12AN x 1/2" NPT, 4.4" Long
FRG491930-BL	-10AN x -10AN ORB, 3.25" Long
FRG581690	-4AN x 1/8" NPT, 2.00" Long Steel



### Automatic Transmission Cooling Line Fittings

Allows converting cooling lines to popular AN-sizing. Offered in black only.



Part No.	Description
FRG481670-BL	-6AN x 1/4" NPS, Most GM & Aftermarket Case Powerglide
FRG481672-BL	-6AN x 1/4" NPS, for Rear of GM 4L80E Trans.
FRG481673-BL	-8AN x 1/4" NPS, Most GM & Aftermarket Case Powerglide

### Steel AN to NPT Adapters

Part No.	Hose Size	NPT Size
FRG581603	-3	1/8"
FRG581605	-4	1/4"



### Metric to AN Adapters

AN Size	Metric Size	Black Part No.	Blue Part No.
-4	10 x 1.0	FRG460408-BL	-
-6	10 x 1.25	FRG460606-BL	-
-8	12 x 1.5	FRG460812-BL	-
-8	14 x 1.5	-	FRG460814



### Replacement Olives

Replacement aluminum olives are designed for use with Fragola PTFE hose ends. Sold each.

Part No.	Description
FRG999306	-6AN
FRG999308	-8AN
FRG999310	-10AN
FRG999312	-12AN



### Aluminum AN to NPT Adapters



Hose Size	NPT Size	Straight Black Part No.	Straight Blue Part No.	45° Black Part No.	45° Blue Part No.	90° Black Part No.	90° Blue Part No.
-3	1/8"	FRG481603-BL	FRG481603	FRG482303-BL	FRG482303	FRG482203-BL	FRG482203
-3	1/4"	FRG481634-BL	FRG481634	-	-	FRG482234-BL	FRG482234
-4	1/8"	FRG481604-BL	FRG481604	FRG482304-BL	FRG482304	FRG482204-BL	FRG482204
-4	1/4"	FRG481605-BL	FRG481605	FRG482344-BL	FRG482344	FRG482244-BL	FRG482244
-4	3/8"	FRG481644-BL	FRG481644	-	FRG482338	-	FRG482238
-6	1/8"	FRG481662-BL	FRG481662	FRG482362-BL	FRG482362	FRG482262-BL	FRG482262
-6	1/4"	FRG481606-BL	FRG481606	FRG482306-BL	FRG482306	FRG482206-BL	FRG482206
-6	3/8"	FRG481666-BL	FRG481666	FRG482366-BL	FRG482366	FRG482266-BL	FRG482266
-6	1/2"	FRG481668-BL	FRG481668	FRG482368-BL	FRG482368	FRG482268-BL	FRG482268
-8	1/4"	FRG481607-BL	FRG481607	FRG482307-BL	FRG482307	FRG482207-BL	FRG482207
-8	3/8"	FRG481608-BL	FRG481608	FRG482308-BL	FRG482308	FRG482208-BL	FRG482208
-8	1/2"	FRG481688-BL	FRG481688	FRG482388-BL	FRG482388	FRG482288-BL	FRG482288
-8	3/4"	FRG481617-BL	FRG481617	-	-	-	-
-10	3/8"	FRG481611-BL	FRG481611	FRG482311-BL	FRG482311	FRG482211-BL	FRG482211
-10	1/2"	FRG481610-BL	FRG481610	FRG482310-BL	FRG482310	FRG482210-BL	FRG482210
-10	3/4"	FRG481609-BL	FRG481609	-	-	FRG482209-BL	FRG482209
-12	3/4"	FRG481612-BL	FRG481612	FRG482312-BL	FRG482312	FRG482212-BL	-
-12	1/2"	FRG481613-BL	FRG481613	FRG482313-BL	FRG482313	FRG482213-BL	FRG482213
-16	3/4"	FRG481615-BL	FRG481615	-	-	FRG482215-BL	-
-16	1"	FRG481616-BL	FRG481616	-	-	FRG482216-BL	FRG482216


### Aluminum AN to NPT Adapters - Continued

Black Part No.	Blue Part No.	"A" Dash Size	"B" NPT Size
Aluminum Female AN Swivel to Pipe			
-	FRG499303	-3	1/8"
-	FRG499304	-4	1/8"
-	FRG499344	-4	1/4"
FRG499306-BL	FRG499306	-6	1/4"
-	FRG499362	-6	1/8"
-	FRG499366	-6	3/8"
-	FRG499307	-8	1/4"
FRG499308-BL	FRG499308	-8	3/8"
FRG499310-BL	FRG499310	-10	1/2"
FRG499311-BL	-	-10	3/8"



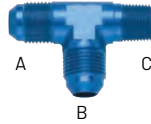

### Aluminum AN to NPT Adapters - Continued

Black Part No.	"A" Dash Size	"B" NPT Size
Aluminum 90° Swivel to Male NPT		
FRG499104-BL	-4	1/8"
FRG499144-BL	-4	1/4"
FRG499162-BL	-6	1/8"
FRG499106-BL	-6	1/4"
FRG499166-BL	-6	3/8"
FRG499168-BL	-6	1/2"
FRG499107-BL	-8	1/4"
FRG499108-BL	-8	3/8"
FRG499111-BL	-10	3/8"
FRG499110-BL	-10	1/2"
FRG499113-BL	-12	1/2"





Black Part No.	Blue Part No.	"A" Dash Size	"B" Dash Size	"C" NPT Size
<b>Aluminum Tee Pipe On-The-Side</b>				
FRG482503-BL	FRG482503	-3	-3	1/8"
-	FRG482504	-4	-4	1/8"
-	FRG482506	-6	-6	1/4"
-	FRG482508	-8	-8	3/8"
FRG482510-BL	-	-10	-10	1/2"
<b>Aluminum Tee Pipe On-The-Run</b>				
FRG482603-BL	FRG482603	-3	-3	1/8"
-	FRG482604	-4	-4	1/8"
-	FRG482608	-8	-8	3/8"



## Carburetor and Fuel Injection Adapters

Black Part No.	Blue Part No.	Description
FRG491940-BL	-	-6AN x 1/2"-20 Female I.F.
FRG491942-BL	-	-6AN x 5/8"-18 Female I.F.
FRG491948-BL	FRG491948	-8AN x 7/8"-20 Male, Holley 4150
FRG491950-BL	FRG491950	-6AN x 5/8"-20 Male, Carter
FRG491951-BL	FRG491951	-6AN x 9/16"-24 Male, Holley/Demon
FRG491952-BL	FRG491952	-6AN x 7/8"-20 Male, Holley 4150
FRG491955-BL	FRG491955	-6AN x 1/2"-20 Male, 5/16" Tube I.F.
FRG491956-BL	FRG491956	-6AN x 5/8"-18 Male, 3/8" Tube I.F.
FRG491957-BL	FRG491957	-8AN x 7/8"-20 Male, Holley
FRG491960-BL	FRG491960	-6AN x 1"-20 Male, Rochester Q-Jet
FRG491962-BL	FRG491962	-6AN x 14mm x 1.5 Male, Fuel Inj.
FRG491963-BL	FRG491963	-6AN x 16mm x 1.5 Male, Fuel Inj.
FRG491964-BL	FRG491964	-6AN x 18mm x 1.5 Male, Fuel Inj.
FRG491965-BL	FRG491965	-8AN x 1"-20 Male, Rochester Q-Jet
FRG491966-BL	FRG491966	-8AN x 9/16"-24 Male, Holley/Demon
FRG491967-BL	FRG491967	-8AN x 5/8"-20 Male, Carter/Edelbrock
FRG491971-BL	FRG491971	-6AN x 16mm x 1.5 Female, O-Ring Seal
FRG491974-BL	-	-8AN x 7/8"-20 Holley Carb Adapter, Female Nut
FRG491975-BL	FRG491975	-6AN x 7/8"-20 Male, 3" Long
FRG491976-BL	FRG491976	-8AN x 7/8"-20 Male, 3" Long
-	FRG491977	-6AN x 9/16"-24 Male, 3" Long
FRG491978-BL	-	-8AN x 9/16"-24 Male, 3" Long
FRG491980-BL	FRG491980	7/8"-20 Inlet Plug, Blank
FRG491989-BL	-	-6AN x LT-1, 3/8" Line, Feed Side, Fuel Inj.
FRG491990-BL	-	-6AN x LT-1, 5/16" Return, Fuel Inj.
FRG491992-BL	-	-8AN LT-1, FI 3/8" Line, Feed Side

## NPT Adapters

Black Part No.	Blue Part No.	"A" NPT Size	"B" NPT Size
<b>Aluminum NPT Reducer</b>			
FRG491201-BL	FRG491201	1/8"	1/4"
FRG491202-BL	FRG491202	1/4"	3/8"
FRG491203-BL	FRG491203	1/8"	3/8"
FRG491204-BL	FRG491204	3/8"	1/2"
FRG491205-BL	FRG491205	1/4"	1/2"
FRG491206-BL	FRG491206	1/8"	1/2"
FRG491207-BL	-	1/2"	3/4"
FRG491208-BL	-	3/8"	3/4"
FRG491209-BL	-	1/4"	3/4"




Black Part No.	Blue Part No.	NPT Size
<b>Aluminum Male NPT Nipple</b>		
FRG491101-BL	FRG491101	1/8"
FRG491102-BL	-	1/4"
FRG491103-BL	FRG491103	3/8"
FRG491104-BL	FRG491104	1/2"



Black Part No.	Blue Part No.	NPT Size
<b>Aluminum Female NPT Coupler</b>		
FRG491001-BL	FRG491001	1/8"
FRG491501-BL	-	1/8"



Black Part No.	Blue Part No.	NPT Size
<b>Aluminum Internal Allen NPT Plug</b>		
FRG493201-BL	-	1/16"
FRG493202-BL	FRG493202	1/8"
FRG493203-BL	FRG493203	1/4"
FRG493204-BL	FRG493204	3/8"
FRG493205-BL	FRG493205	1/2"
FRG493206-BL	FRG493206	3/4"
FRG493207-BL	-	1"



Black Part No.	Blue Part No.	NPT Size
<b>Aluminum Hex NPT Plug</b>		
FRG493301-BL	-	1/8"
-	FRG493302	1/4"
FRG493303-BL	FRG493303	3/8"
FRG493304-BL	FRG493304	1/2"
FRG493306-BL	FRG493306	3/4"



## Aluminum Hose Barb to Pipe Adapter

Black Part No.	Blue Part No.	Hose Size	NPT Size
FRG484004-BL	FRG484004	1/4"	1/8"
FRG484006-BL	FRG484006	3/8"	1/4"
FRG484008-BL	FRG484008	1/2"	3/8"
FRG484010-BL	FRG484010	5/8"	1/2"
FRG484012-BL	FRG484012	3/4"	3/4"



## Premium Fuel Line Kits

Assembled fuel lines include high-flow black anodized aluminum adapters, braided stainless steel braided line, EZ system of detachment, and a plugged cap with a provision for a fuel pressure gauge. Gauge not included.



Black Part No.	Blue/Red Part No.	Description
FRG920002-BL	FRG920002	-6AN x 7/8"-20, Dual-Inlet Holley 4150, 9.3" Center Distance
FRG920003-BL	FRG920003	-8AN x 7/8"-20, Dual-Inlet Holley 4150, 9.3" Center Distance
-	FRG920004	-6AN x 7/8"-20, Dual-Inlet Holley 4500, 11.35" Center Distance
FRG920005-BL	-	-8AN x 7/8"-20, Dual-Inlet Holley 4500, 11.35" Center Distance
FRG920006-BL	-	-6AN x 9/16"-24, Demon, 9.5" Center Distance
FRG920007-BL	-	-8AN x 9/16"-24, Demon, 9.5" Center Distance

## Premium Black-on-Black Fuel Line Kits

Assembled fuel line kits use high-flow black anodized aluminum adapters black nylon race hose, EZ system of detachment, and a plugged cap with a provision for a fuel pressure gauge. Gauge not included.



Part No.	Description
FRG930002-BL	-6AN x 7/8"-20 Dual-Inlet Holley 4150, 9.3" Center Distance
FRG930003-BL	-8AN x 7/8"-20 Dual-Inlet Holley 4150, 9.3" Center Distance
FRG930006-BL	-6AN x 9/16"-24, Demon, 9.5" Center Distance
FRG930005-BL	-8AN x 7/8"-20, Dual-Inlet Holley 4500, 11.35" Center Distance

### Billet Fuel Filter FRG960001-BL

Billet 6061-T6 aluminum fuel filter includes -6AN ports and a 40-micron element. Black powder-coated finish. Filter is 3-3/4" long x 1-3/4" O.D. and is sealed with Viton O-rings.



### Gauge Adapters



Black Part No.	Blue Part No.	Description
FRG495000-BL	FRG495000	-4AN Male x -4AN Male Inline, 1/8" Female NPT on Side
FRG495001-BL	FRG495001	-6AN Male x -6AN Male Inline, 1/8" Female NPT on Side
FRG495002-BL	FRG495002	-6AN Male x 3/8" Male NPT Inline, 1/8" Female NPT on Side
FRG495003-BL	FRG495003	-8AN Male x -8AN Male, Inline, 1/8" FPT on Side
FRG495004-BL	FRG495004	-8AN Male x 3/8" NPT, Inline, 1/8" FPT on Side
FRG495005-BL	FRG495005	-6AN Male x -6AN Female Inline, 1/8" Female NPT on Side
FRG495006-BL	FRG495006	-8AN Male x -8AN Female Inline, 1/8" Female NPT on Side
FRG495020-BL	FRG495020	-3AN x 1/8" Female NPT, Straight
FRG495021-BL	FRG495021	-4AN x 1/8" Female NPT, Straight
FRG495022-BL	FRG495022	-3AN x 1/8" Female NPT, 90°
FRG495023-BL	FRG495023	-4AN x 1/8" Female NPT, 90°

### Padded Line Clamps

Part No.	Description
FRG900953	5/8", 10-Pack
FRG900954	3/4", 10-Pack
FRG900955	7/8", 10-Pack
FRG900956	1", 5-Pack
FRG900958	1-1/2", 5-Pack



### P.T.F.E. Hose Assemblies

Pre-assembled, -3AN hose assemblies save precious time when plumbing brake systems.

Part No.	Description
FRG310008	-3AN, 8" Long
FRG310016	-3AN, 16" Long
FRG310020	-3AN, 20" Long
FRG310030	-3AN, 30" Long
FRG310048	-3AN, 48" Long



### Brake Adapters

Part No.	Description
FRG650103	Steel Banjo Adapter, -3 x 3/8"
FRG650115	Steel Banjo Adapter, -3 x 12mm
FRG650123	Steel Banjo Adapter, 1/8" Female NPT x 1/2", Chrysler Master Cylinder
FRG650124	Steel Banjo Adapter, 1/8" Female NPT x 9/16", Chrysler Master Cylinder
FRG650155	Steel Banjo Bolt, 10mm x 1.0
FRG650157	9/16"-20 Banjo Bolt, Chrysler Master Cylinder
FRG650304	Steel Brake Adapter, -3 x 7/16"-24
FRG650310	Steel Brake Adapter, -3 x 10mm x 1.0 B.F.



### Double Open-Ended Wrench Set

#### FRG900100

Durable, heat-treated aluminum wrenches are perfect for tightening aluminum AN fittings, even in tight spaces. Each wrench includes two different angles for ease of use. Set of five includes -6, -8, -10, -12, and -16AN.



### Koul Tool

Specialized composite tool eases the assembly of AN fittings to stainless steel braided hose. Simply open clamshell of the tool, insert the socket, clamp the tool in a vise or secure with Vise-Grips. Proceed by pushing the hose through the opening with a twisting motion. Finish by removing the assembly and tightening the fitting.



FRG900510

Part No.	Description
FRG900510	Koul Tool, Fits -4, -6, -8
FRG900511	Koul Tool, Fits -10, -12, -16

### Hose Pressure Test Kit

#### FRG900060

Handy kit allows the quick testing of AN hose assemblies. A compressed air source and water bath to submerge assemblies is all that is needed to check for leaks. Kit includes individual line testers for -3 through -16. Individual line testers may also be purchased separately.



Part No.	Hose Size
<b>Individual Line Testers</b>	
FRG900663	-3
FRG900664	-4
FRG900666	-6
FRG900668	-8
FRG900670	-10
FRG900672	-12

### 37° Flaring Tool

#### FRG900500

Economical flaring tool allows forming an AN specification 37° JIC flare to 3/16" through 5/8" diameter hard-line tubing.



## High-Performance Oil Filters

Filters feature an anti-drainback valve and a relief valve which functions as an internal bypass. When inlet pressure exceeds outlet pressure, the valve opens and oil bypasses the filter. Filters have a maximum pressure of 200 PSI with a 22 PSI safety valve.

Part No.	Application(s)	Dimensions O.D. x Ht.	Thread	Mic. Rat.	Max. Flow Rate	Burst PSI	Gasket
<b>FRAHP1</b>	Ford/Chrysler	3-5/8" x 5-1/2"	3/4"-16	18	10 GPM	500	Inboard
<b>FRAHP2</b>	AMC/Buick/Olds	3-5/8" x 5-1/2"	13/16"-16	18	10 GPM	500	Inboard
<b>FRAHP3</b>	Ford/Chrysler	3-5/8" x 4"	3/4"-16	18	10 GPM	500	Inboard
<b>FRAHP4</b>	Chevrolet	3-5/8" x 5-1/2"	13/16"-16	18	10 GPM	325	Outboard
<b>FRAHP6A*</b>	Remote Mt.	4-1/2" x 6-1/8"	1-1/2"-12	12	20 GPM	400	Outboard
<b>FRAHP8</b>	Chevrolet	3-5/8" x 4"	13/16"-16	18	10 GPM	325	Outboard
<b>FRAHP16</b>	Ford 4.6/5.4L, Dodge 5.7L	3-5/8" x 4"	22mm-1.25	—	—	—	—
<b>FRAHP18</b>	GM LS3/LS7/LS9	3" x 3-3/8"	22mm-1.5	—	—	—	—
<b>FRAHP20</b>	GM LS1/LS6	3" x 3-3/8"	13/16"-16	—	—	—	—

\*No anti-drain valve and no safety valve screen.



## Popular Fram Oil Filters

Application	Performance Filter	Standard Filter
Ford	<b>FRAHP1</b>	<b>FRAHP8A</b>
Chevy, Long	<b>FRAHP4</b>	—
Chevy, Short	—	<b>FRAHP30</b>
Chrysler, 1959-86	<b>FRAHP1</b>	—
Buick, Olds, Pontiac V8	<b>FRAHP2</b>	<b>FRAHP25</b>



## Standard Fuel Filters

Part No.	Description
<b>FRAG2</b>	Plastic Housing with 5/16" Ends
<b>FRAG3</b>	Plastic Housing with 3/8" Ends
<b>FRAG15</b>	Steel Housing with 3/8" Ends




# G/FORCE

PERFORMANCE PRODUCTS

## Frame Rail Extension for 1978-83 G-Body Cars

### GFCFE-100



Designed to replicate the longer driver's side frame rail on 1984 and later GM B-Body cars, this bolt-on frame extension kit allows use of longer transmissions by providing the needed mounting points for the crossmember. Black powder-coated steel. Includes mounting hardware.

## Adjustable Transmission Mount for 1978-98 Mustang

### GFCGF-FMATM

Make engine and transmission swaps easier with this adjustable transmission mount. With 1"-2" of movement and 1" to over 2-1/2" of offset, it helps avoid the hassle of swap misalignment. Fits 1978-98 Ford Mustang with SROD, T5, T45, TR-3650, T56, TR6060, MT82, or TR3160 transmissions and transmission crossmembers with a dual stud pattern with 2-1/4" center spacing. Black powder-coated steel with a red polyurethane bushing.



## Engine Mock Up—LS/LT Block

### GFCGF-EJGM-LS

Simplify fabrication work with this lightweight mock-up of Gen III/IV Vortec LS engine block. Equipped with all the proper mounting holes, it allows mounting of the transmission, oil pan, motor mounts, headers, etc. to easily verify dimensions and clearances without having to move a heavy engine. Black powder-coated steel construction is durable and heat resistant, allowing fabrication of custom motor mounts right on the "block".



## 1979-93 Mustang Billet Aluminum Crossmember

### GFCRCMFB



This transmission crossmember provides unique G-Force styling with the strength of billet aluminum. Direct replacement for 1979-93 Ford Mustang Fox bodies, and provides clearance for dual exhaust systems. The billet construction eliminates the OEM style inserts, and bolts in solid for a chassis-stiffening assembly. Natural finish. Sold individually.

## Transmission Crossmembers

G-Force heavy-duty steel bolt-in transmission cross-members are engineered with a patented double-hump design for use with true dual exhaust systems without sacrificing ground clearance. Manufactured from 2" x 3" boxed steel and 1/2" steel plate for added frame stiffening. Black powder-coated finish. Includes new mounting hardware. Purchase transmission mount separately. Works with stock mount.



Part No.	Description
<b>Ford</b>	
<b>GFCRCMIL</b>	1967-73 Mustang, With AOD, TREMEC
<b>General Motors</b>	
<b>GFCRCF1-400</b>	1967-69 Camaro/Firebird, with TH400 Short Tail, TH200R4
<b>GFCRCF1-700</b>	1967-69 Camaro/Firebird, with TH700R4, 4L60, and Early 4L60E, TK0500/600
<b>GFCRCF2E-400</b>	1970-74 Camaro/Firebird, with TH400, 200R4
<b>GFCRCF2E-4L80</b>	1970-74 Camaro/Firebird, with 4L80, 4L80E
<b>GFCRCF2E-700</b>	1970-74 Camaro/Firebird, with 700R4, 4L60, and Early 4L60E
<b>GFCRCF2E-T56</b>	1970-74 Camaro/Firebird, with T56
<b>GFCRCF2L-400</b>	1975-81 Camaro/Firebird, Nova, Ventura with TH400, 200R4
<b>GFCRCF2L-4L80</b>	1975-81 Camaro/Firebird, Nova, Ventura with 4L80, 4L80E
<b>GFCRCF2L-700</b>	1975-81 Camaro/Firebird, Nova, Ventura with 700R4, 4L60, and Early 4L60E
<b>GFCRCG-350</b>	1978-88 Chevelle/Monte Carlo/Cutlass/Regal with TH350, Muncie, Powerglide, T-10, Super T-10, Saginaw, TH200
<b>GFCRCG-400K</b>	1978-88 Chevelle/Monte Carlo/Cutlass/Regal with TH400 Short Tail, TH200R4
<b>GFCRCG-700</b>	1978-88 Chevelle/Monte Carlo/Cutlass/Regal with 700R4, 4L60, and 4L60E, TK0500/600
<b>GFCRCG-400</b>	1978-88 Chevelle/Monte Carlo/Cutlass/Regal with TH400 Short Tail, TH200R4
<b>GFCRCS-10-2</b>	1967-72 Chevy C10, 2WD Pickup with 700R4, 4L60, 4L60E, 2004R, TH400, Powerglide, TH350, 4L80E, 6L80E, Muncie, T10, TKO, and T56
<b>GFCRCS-10-3</b>	1973-87 Chevy C10, 2WD Pickup with 700R4, 4L60, 4L60E, 2004R, TH400, Powerglide, TH350, 4L80E, 6L80E, Muncie, T10, TKO, and T56
<b>GFCRCS-10</b>	1982-05 GM S10/S15, TH350, Muncie, Powerglide, T-10, Super T-10, Saginaw, TH700R4, 4L60, 4L60E, TH200, TK0500/600
<b>GFCRCF1-400</b>	1968-74 Nova, with TH400 Short Tail, TH200R4
<b>GFCRCF1-700</b>	1968-74 Nova, with TH700R4, 4L60, and Early 4L60E, TK0500/600
<b>GFCRCAE-NG-BLK *</b>	1964-72 GS, Skylark, 442, Cutlass, F85, Grand Prix, GTO, LeMans, Tempest, Chevelle, Malibu, Monte Carlo with T-56
<b>GFCRCAEC1-T56</b>	1964-67 Convertibles GS, Skylark, Grand Prix, GTO, LeMans, Tempest, 442, Cutlass, F85, Chevelle, El Camino, Malibu with T-56
<b>GFCRCAEC2</b>	1968-72 GS, GTO, LeMans, Tempest, 442, Cutlass, F85, Skylark, Chevelle, El Camino, Malibu, Monte Carlo, with TH350, Muncie, Powerglide, T-10, 700R4, 4L60, 4L60E, Th400, 200R4, Super T-10, Saginaw, TH200
<b>GFCRCAEC2-4L80</b>	1968-72 GS, GTO, LeMans, Tempest, 442, Cutlass, F85, Skylark, Chevelle, El Camino, Malibu, Monte Carlo, with 4L60E, 4L85E
<b>GFCRCAL-4L80</b>	1973-77 GS, GTO, LeMans, Tempest, 442, Cutlass, F85, Skylark, Chevelle, El Camino, Malibu, Monte Carlo, with 4L80E, 4L85E
<b>GFCRCAL-700</b>	1973-77 GS, GTO, LeMans, Tempest, 442, Cutlass, F85, Skylark, Chevelle, El Camino, Malibu, Monte Carlo, with 700R4, 4L60, 4L60E
<b>GFCRCAL</b>	1973-77 GS, GTO, LeMans, Tempest, 442, Cutlass, F85, Skylark, Chevelle, El Camino, Malibu, Monte Carlo, with TH350, Muncie, Powerglide, T-10, 700R4, 4L60, 4L60E, Th400, 200R4, Super T-10, Saginaw, TH200
<b>GFCRCB3-400</b>	1977-90 Caprice, Impala, Biscayne, Electra, Le Sabre, Catalina, Bonneville, Delta 88, Starfire, Delmont, Custom Cruiser, Estate Wagon, Parisienne, Riviera, Safari with TH400 Short Tail, 2004R, 700R4 with B-Body Tailshaft Mount
<b>GFCRCBE-8L90</b>	1969-70 Bel-Air, Caprice, Impala, Biscayne, Electra, Le Sabre, Catalina, Bonneville, Delta 88, Starfire, Delmont, Grand Prix, Wildcat, Executive, Dynamic 88, Jetstar 88, Kingswood with 8L90E Slip Yoke and OEM-Equipped TH400
<b>GFCRCC10-2</b>	1967-72 C10 2WD with 700R4, 4L60, 4L60E, 2004R, TH400, Powerglide, TH350, 4L80E, 6L80E, Muncie, T10, TKO, and T56
<b>GFCRCC10-3</b>	1973-87 C10 2WD with TH350, TH200, TH250, Muncie, T10, Super T10, Powerglide, Saginaw, 700R4 (Case mount trans only), 4L60, 4L40E, T5, TH400 Short Tail, TH375, 2004R, 4L80E, 485E, T-56, TR6060, 6L80E Slip Yoke, 6L90E Slip Yoke, 8L90E Slip Yoke
<b>GFCRCF1-4L80</b>	1967-69 Camaro, Formula 400, Trans Am, Firebird and 1968-72 Ventura, Omega, Apollo with 4L80, 4L80E, 4L85, 4L85E
<b>GFCRCG-350NG-BLK</b>	1978-88 Malibu, Monte Carlo, El Camino, Cutlass, Grand Prix, Regal, Century, LeMans, Caballero, Bonneville with TH350, Muncie, Powerglide, T-10, Super T-10, Saginaw, TH200
<b>GFCRCG-700NG-BLK</b>	1978-88 Malibu, Monte Carlo, El Camino, Cutlass, Grand Prix, Regal, Century, LeMans, Caballero, Bonneville with 700R4, 4L60, 4L60E
<b>GFCRCG-400NG-BLK</b>	1984-88 Malibu, Monte Carlo, El Camino, Cutlass, Grand Prix, Regal, Century, LeMans, Caballero, Bonneville with TH400, 2004R
<b>GFCRCG-8L90</b>	1984-88 Malibu, Monte Carlo, El Camino, Cutlass, Grand Prix, Regal, Century, LeMans, Caballero, Bonneville with 8L90E Slip Yoke
<b>GFCRCG-400NG-BLK-8L90K</b>	1978-83 Malibu, Monte Carlo, El Camino, Cutlass, Grand Prix, Regal, Century, LeMans, Caballero, Bonneville with 8L90E Slip Yoke
<b>GFCRCNV-T56</b>	1962-67 Chevy II, Chevy II 100, Chevy II 300, Chevy II Nova, Chevy II Nova SS, Nova, Nova SS, Nova Super-Sport, Skylark, Apollo, Omega, Ventura, Ventura II, Phoenix with T56, 6L80E
<b>GFCRCS-10-400</b>	1982-2005 S10, S15, and Sonoma 2WD with TH400 Short Tail, 2004R

\* Hardtops only--will not fit convertible.







## Stainless Tailpipe Tips


Gibson's exclusive design features a built-in clamp at the end of each tip. Easy installation for a very clean, custom look. Gibson Tips are 100% polished T-304 stainless steel which will dramatically outlast chrome! Stainless steel delivers the brilliant "show look" and will not chip, flake, or rust like chrome.



Part No.	Inlet Size	Outlet Size	Overall Length
<b>Turndown Tip</b>			
GIB500384	3"	3-1/2"	12"
GIB500415	1-1/2"	1-1/2"	10"
<b>Round Tip</b>			
GIB500362	2-1/2"	3"	8"
GIB500392	2-1/2"	3-1/2"	6-1/2"
GIB500395	2-1/4"	3-1/2"	12"
GIB500419	2-1/2"	4"	12"
GIB500420	2-3/4"	3-1/2"	10"
GIB500421	2-1/2"	4"	8"
GIB500554	3"	5"	12"
GIB500558	2-1/4"	4"	8"
<b>Splash Tip</b>			
GIB500370	2-1/4"	3"	8"
GIB500361	2-1/2"	3"	8"
GIB500374	2-1/2"	3-1/2"	12"
GIB500372	2-3/4"	3-1/2"	12"
GIB500360	3"	3-1/2"	12"

## Black Ceramic

Part No.	Inlet Size	Outlet Size	Overall Length
<b>Angle Cut</b>			
GIB500379-B	3"	4"	12"
<b>Round Tip</b>			
GIB500637-B	2-3/4"	4"	12"
GIB500641-B	3"	4"	12"
GIB500643-B	2-3/4"	4"	12"



## Subframe Connectors for 1967-79 GM F-Body

**GL0900**



Tying the unibody chassis together improves all around performance and rigidity. Global West subframe connectors weld to the rear frame rail, instead of the spring pocket, and bolt to the front subframe.

## Subframe Connectors for 1964 1/2-66 Ford Mustang

**GL0910**



Tying the unibody chassis together improves all-around performance and rigidity. Subframe connectors weld to the rear frame rail instead of the spring pocket. Both ends must be welded into place.

## Tubular Control Arms for 1967-69 F-Body Upper Arms with Del-A-Lum Bushings

**GLOCTA79A**

Tubular upper and lower front control arms increase camber and improve roll camber, keeping the tires flat during acceleration and cornering.

Direct bolt-on upgrade for factory control arms, each set is available with polyurethane or Del-A-Lum bushings for stock coil spring or QA1 coil-over versions.





## Small Diameter Lug Nuts

Thread size is stamped on every lug nut for easy identification. The external pattern design produces better torque and prevents breakage. Small diameter lugs are heat treated.



Thread Size	Description	20 Lug Nut Kit with Socket	24 Lug Nut Kit with Socket	32 Lug Nut Kit with Socket
12 x 1-1/4	Black	GORK5CS-12125BGR	-	-
	Chrome	-	-	-
12 x 1.50	Chrome	GORK5CS-12150GR	GORK6CS-12150GR	-
	Black	GORK5CS-12150BGR	GORK6CS-12150BGR	-
	Chrome	GORK5CS-00012GR	-	-
1/2	Black	GORK5CS-00012BGR	-	-
	Chrome	-	-	-
14 x 1.50	Chrome	GORK5ES-14150GR	GORK6TS-14150GR	GORK8TS-14150GR
	Black	-	GORK6TS-14150BGR	-
14 x 2.0	Duplex	-	-	-
	Chrome	GORK6TS-14200GR	GORK6TS-14200GR	GORK8TS-14200GR

## Power Wrench

Remove even the toughest lug nuts with the Power Wrench. The telescopic, 22" hardened steel handle provides the leverage needed and can be collapsed to 14" for easy storage.



GOR1721 Includes	GOR1334 Includes
1/2" Power Wrench	1/2" Power Wrench
2 Dual Sockets Fit:	2 Thin Wall Sockets
17mm	3" Extension
19mm (3/4")	
21mm (13/16")	
23mm (7/8")	

## Replacement Washers for Mag-Style Lug Nuts

Mag-style lug nuts also require the proper washers for safe installation on a vehicle. Gorilla offers several styles to fit every need, even some hard-to-find washers for wheels that have been out of production for many years. All are chrome plated unless otherwise noted. 5 pack.



GOR79912

Part No.	Description
GOR79903B	Short-Shank Mag Washer—Zinc Coated
GOR79912B	Cragar Mag Washer, Centered—Chrome

## Valve Stems

Gorilla valve stems are available in six different configurations to fill a variety of tire inflation needs.



GORVS401

Part No.	Description
GORVS401-C	Bolt-in Outer Mount Style - 4 Pack
GORVS402-C	Bolt-in Inner Mount Style - 4 Pack
GORVS404-C	Pull-thru Chrome - Short - 4 Pack
GORVSC-C	Chrome Valve Stem Cap, 4-Pack

## Thin Wall Sockets

Part No.	Description
GOR34SKT	3/4"
GOR1316SKT	13/16"



GOR34SKT GOR1316SKT

## Wheel Locks

Made from hardened steel & triple-chrome plated with a precise lock and key engagement. Gorilla 4-pack.



Part No.	Size	Description	Part No.	Size	Description
GOR71631N	12mm x 1.50	Chrome	GOR71601N	14mm x 2.0	Chrome
GOR71631NBC	12mm x 1.50	Black Chrome	GOR71671N	7/16"	Chrome
GOR71641N	14mm x 1.50	Chrome	GOR71681N	1/2"	Chrome
GOR71641NBC	14mm x 1.50	Black Chrome			

## Gorilla Lug Nuts—Sold In 4-Packs

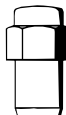
Gorilla stocks over 200 different styles and sizes of lug nuts. Among these are specialty lugs and washers for aftermarket wheels such as Cragar, Keystone, Appliance, and E-T. They also manufacture "bulge" style acorn nuts which provide 60% more surface area than a standard acorn lug nut. The Gorilla bulge acorn nut is designed for aluminum wheels without a steel insert, where seating surface is critical. Bulge nuts can be used in all applications that require an acorn nut.



**Acorn**  
For use with steel and aluminum wheels with tapered seats



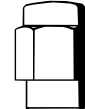
**Duplex Acorn**  
For use with 8-lug wheels with tapered seats



**Standard Mag**  
For use with custom aluminum wheels that are 9/16" to 7/8" thick at the stud hole, without tapered seat



**Duplex Mag**  
For use with 8-lug wheels without tapered seats



**Short Shank**  
For custom steel wheels having an oval slotted hole where the stud passes through the wheel

Size	A 13/16" Hex Cragar SST	B 7/8" Hex Duplex Acorn X-Long	C 7/8" Hex Duplex Acorn	D 13/16" Hex Acorn Bulge Seat	E 13/16" Hex Acorn	F 13/16" Hex Short Shank	G 7/8" Hex Duplex Mag	H 13/16" Hex Extended Mag	I 13/16" Hex Standard Mag	J Acorn Bulge 3/4"	K Acorn Bulge Extra Long 3/4"
12mm x 1.25	-	-	-	-	GOR71127B	-	-	-	-	-	-
12mm x 1.50	GOR84137B	-	-	-	GOR71137B	-	-	GOR74137B	GOR73137B	GOR41137B	-
14mm x 1.50	-	-	GOR76147B	GOR91147B	GOR71147B	-	-	-	GOR73147B	GOR41147B	GOR41147XLB
7/16"	GOR84177B	-	-	GOR91177B	GOR71177B	-	-	GOR74177B	GOR73177B	-	-
1/2"	GOR84187B	-	-	GOR91187XLB GOR91187B	GOR71187B	GOR72187B	GOR75187B	GOR74187B	GOR73187B*	GOR41187B	GOR41187XLB
9/16"	-	GOR75197XLB	-	-	-	-	GOR75197B	-	-	-	GOR41197XLB
14mm x 2.00	-	-	-	GOR91107B GOR91107XLB	-	-	-	-	-	-	GOR41107XLB

\* 7/8" Hex HT: Heat Treated 1.38" Shank \*1" Shank \*7/8" Hex, Shank Diameter .740 \*3/4" Shank \*1.9" Long.



## The Collector's Edition 3-Spoke Wheel

Part No.	Description	Dia.	Dish
<b>GRT1130</b>	Black Leather Grip, Polished Aluminum	14"	3-3/4" (Including Styling Sleeve)
<b>GRT1139</b>	Black Leather Grip, Polished Aluminum	14"	3-3/4" (Including Styling Sleeve)

**Note:** Call for installation kit.



## The Collectors Edition 4-Spoke Wheel

Part No.	Description	Dia.	Dish
<b>GRT1150</b>	Black Leather Grip, Polished Aluminum	14"	3-3/4" (Including Styling Sleeve)

**Note:** Call for installation kit.

## Challenger Wood Wheel

### GRT405

With its three-dimensional, two-plane 4-spoke design, the Challenger offers a world-class look. Hardwood grips and silver satin anodized spokes present a timeless effect, equally at home in a muscle car or a street machine. Wheel is 13-1/2" diameter with a 2-1/4" dish.



## Challenger Foam Grip Models

Part No.	Description	Dia.	Dish
<b>GRT414</b>	Black Cushion Grip with Matte Black Spokes	13-1/2"	3"
<b>GRT415</b>	Black Cushion Grip with Satin Silver Spokes	13-1/2"	3"
<b>GRT440</b>	Black Cushion Grip with Matte Chrome Spokes	13-1/2"	3"

**Note:** Call for installation kit.

## Classic Foam Wheels



Part No.	Description	Dia.	Dish
<b>GRT334</b>	Black Cushion Grip with Three, 3-Hole Black Spokes	11-1/2"	3-3/4"
<b>GRT338</b>	Black Cushion Grip with Three, 3-Hole Black Spokes	13-1/2"	3-1/2"
<b>GRT829</b>	Black Cushion Grip with Three, 3-Hole Chrome Spokes	8-1/2"	4-1/2"
<b>GRT830</b>	Black Cushion Grip with Three Solid Chrome Spokes	13-1/2"	3-1/2"
<b>GRT831</b>	Black Cushion Grip with Three Solid Chrome Spokes	13-1/2"	2"
<b>GRT832</b>	Black Cushion Grip with Three Solid Chrome Spokes	14-1/4"	3-1/2"
<b>GRT833</b>	Black Cushion Grip with Three, 3-Hole Chrome Spokes	10"	5-1/2"
<b>GRT834</b>	Black Cushion Grip with Three, 3-Hole Chrome Spokes	11-1/2"	3-3/4"
<b>GRT836</b>	Black Cushion Grip with Three, 3-Hole Chrome Spokes	12-1/2"	3-1/2"
<b>GRT838</b>	Black Cushion Grip with Three, 3-Hole Chrome Spokes	13-1/2"	3-1/2"
<b>GRT857</b>	Black Cushion Grip with Four Solid Chrome Spokes	12-1/2"	4"

**Note:** Call for installation kit.

## Classic Cruisin' Wheels

Part No.	Description	Dia.	Dish
<b>GRT502</b>	Classic Cruisin' Wheel with Black Vinyl Grip and Three, 3-Hole Chrome Spokes	13-1/2"	3-1/2"
<b>GRT802</b>	Classic Cruisin' Wheel with Black Vinyl Grip and Three, 3-Hole Chrome Spokes	12-1/2"	3"



## Classic Chain Wheels

Part No.	Description	Dia.	Dish
<b>GRT740</b>	Chrome Chain Grip with Chrome 4-Spoke Design	11"	3-1/2"
<b>GRT741</b>	Chrome Chain Grip with Chrome 3-Spoke Design	10"	5-1/2"



## Classic 5 Wheel

### GRT993

Classic hot rod styling characterizes the Classic 5. Equally spaced black powder-coated spokes and matching trim ring with Grant horn button complement the foam-cushioned, hand-stitched, leather-grain black vinyl grips. Wheel is 14-1/2" diameter with a 2-3/4" dish.





## Classic Wood Wheels

Genuine walnut-finished hardwood grips with chrome CRS spokes, and anodized aluminum rivets.

Part No.	Description	Dia.	Dish
GRT201	Classic Wood Wheel	15"	4-1/8"
GRT213	Classic Wood Wheel	13-1/2"	3-3/4"



## Classic Nostalgia Wheels

Recalling the 1960s muscle car era, the wheels have brushed stainless steel spokes, chrome horn buttons, and a choice of hardwood or foam grips.

Part No.	Description	Dia.	Dish
GRT963-0	Classic Nostalgia, Hardwood Rim	13-1/2"	3-3/4"
GRT966-0	Classic Nostalgia, Hardwood Rim	15"	4-1/8"
GRT967-0	Classic Nostalgia, Hardwood Rim	15"	4-1/8"
GRT968-0	Classic Nostalgia, Foam Grip	15"	4-1/8"
GRT969-0	Classic Nostalgia, Foam Grip	15"	4-1/8"



## Retro GM Steering Wheels

These retro combination models include a classic nostalgic steering wheel and Grant brushed stainless steel horn button on 3-bolt wheels only. These wheels are modeled after the designs from 1960s muscle cars. 14-1/2" diameter with 3" dish. 6-bolt version is a direct bolt-on and uses stock horn button while 3-bolt pattern is a universal fit with the standard (3000/4000) series install kit.

Part No.	Description
GRT929	Dark Mahogany, 6-Bolt Mounting
GRT930	Light Walnut, 6-Bolt Mounting
GRT974	Light Walnut, 3-Bolt Mounting
GRT976	Gloss Black Stain, 3-Bolt Mounting



## "Gripper Series"

The Gripper Series steering wheel offers a diamond-textured, vinyl-covered wheel that offers maximum four-season control.

Part No.	Description
GRT8510	4-Slotted Spokes, 13" Diameter, 1" Dish
GRT8511	3-Spokes, 13-1/2" Diameter, 1" Dish



## Classic Nostalgia Wheel/Horn Button Combination Models

Part No.	Description
GRT966	Classic Combination with GRT966-0 Wheel, GRT5847 Mustang Horn Button
GRT967	Classic Combination with GRT967-0 Wheel, Chevrolet Horn Button
GRT968	Classic Combination with GRT968-0 Wheel, GRT5847 Mustang Horn Button
GRT969	Classic Combination with GRT969-0 Wheel, Chevrolet Horn Button

## Metal Flake Steering Wheels

The durable vinyl metal flake grip three-spoke steel steering wheel is back. The wheel is available with chrome or black spokes along with a wide variety of metal flake wraps.

Part No.	Description
<b>13-1/2" Diameter, Chrome Spokes</b>	
GRT8442	Green
GRT8443	Purple
GRT8445	Red
GRT8446	Blue
GRT8447	Gold
<b>13-1/2" Diameter, Black Spokes</b>	
GRT8452	Green
GRT8453	Purple
GRT8455	Red
GRT8456	Blue
GRT8457	Gold
<b>15" Diameter, Chrome Spokes</b>	
GRT8462	Green
GRT8463	Purple
GRT8465	Red
GRT8466	Blue
GRT8467	Gold
<b>15" Diameter, Chrome Spokes</b>	
GRT8472	Green
GRT8475	Red



## Signature Series Collector's Edition Mahogany Wheels

Beautifully grained, deep-dish mahogany wheels are set off by polished aluminum spokes. Several diameters are available. Dish dimensions include styling sleeve.

Part No.	Description	Dia.	Dish
GRT1170	Collector's Edition Wheel, 3-Spoke	14-1/2"	3"
GRT1175	Collector's Edition Wheel, Light Stain with Rivets	14"	3-1/2"
GRT1178	Collector's Edition Wheel, Black Stain	14-1/2"	3"



## Billet Series

### Leather Steering Wheels

These 14-3/4" diameter, three-spoke steering wheels feature a billet horn button with vehicle manufacturer logo. The black leather-wrapped, hand-stitched aluminum wheel also includes an installation kit. Available with Chevy Bowtie, Ford Oval, or Jeep logos.



Part No.	Description
GRT1901	1968-94 Chevrolet, Bowtie Logo
GRT1902	1969-80 Ford Passenger Cars, Oval Logo
GRT1903	1965-77 Ford Pickup, Oval Logo
GRT1904	1976-95 Jeep, Logo

### Aluminum Performance Steering Wheels

Constructed of 6061-T6 aluminum, these black foam grip wheels feature 3-spoke unidirectional designs and universal three-hole mounting pattern.



Part No.	Description
GRT600	13" Aluminum Racing Wheel
GRT601	15" Aluminum Racing Wheel
GRT602	16-1/2" Aluminum Racing wheel

### Billet Aluminum Steering Wheel Kits

Black anodized, 14-3/4" diameter, 3-spoke, billet aluminum steering wheels. These wheels feature hand-stitched, full-wrapped black leather grip for ultimate driving comfort. Kits include billet horn button and installation kit.



Part No.	Description
GRT1906	3-Spoke Billet Steering Wheel with Chevrolet Logo Horn Button, Fits GM Passenger Cars 1969-94, Pickups 1974-94 ***
GRT1907	3-Spoke Billet Steering Wheel with Ford Logo Horn Button, Fits Ford Passenger Cars 1970-80, Pickups 1978-91 ***
GRT1908	3-Spoke Billet Steering Wheel with Ford Logo Horn Button, Fits Ford Pickups 1965-66/1968/1970-77 ***
GRT1909	3-Spoke Billet Steering Wheel with Jeep Logo Horn Button, Fits Jeep CJ, Wrangler, Cherokee and Pickup 1976-95 ***

\*\*\* Consult catalog for additional applications

## Corvette Wheel

### GRT791

Corvette wheels are direct bolt-on replacements for the factory wheel and use the Corvette bolt pattern and factory horn button—no installation kit needed. Wheels are 14-3/4" in diameter with a 1-1/4" dish and feature three aluminum spokes and hand-stitched leather or Mahogany rims.



Description	Dia.	Dish
1963-75 and 1977-82 Corvette Wheel, Black Leather Rim	14-3/4"	1-1/4"

## Club Sport Steering Wheel

### GRT457

Club Sport model steering wheel features a 13-1/2" diameter and 3-1/2" dish design. A molded polyurethane wheel rim with textured leather-grain finish and polished accents surround a clear anodized polished aluminum spokes.



**Note:** Requires GRT4009 Adapter Ring for installation. This wheel will not work with Billet Style Horn Buttons.

## Signature Series GT Rally Wheels

Molded cushion grips are contoured to the shape of the hand and patterned after popular rally car styling. Anodized aluminum alloy spokes, in black or silver, highlight the matte black leather-grained rubber styling sleeves.



Part No.	Description	Dia.	Dish
GRT748	GT Rally Wheel, Four Silver Spokes	14"	3-3/4"
GRT760	GT Rally Wheel, Three Silver Spokes	13"	3"
GRT761	GT Rally Wheel, Three Black Spokes	13"	3"
GRT1108	GT Rally Wheel, Four Polished Spokes	14"	3-3/4"

## 15" Classic Steering Wheel

### GRT277

Classic-style steering wheel offers a chromed steel 3-spoke design with a high-gloss black vinyl grip. 15" diameter with a 3-1/2" dish.



## Banjo Style Steering Wheel

### GRT1057

The Banjo Style is an update of an original Ford wheel design that looks as good today as it did seventy years ago. Graceful stainless steel spokes combine with a highly polished center hub and sculptured stainless steel retainers to attach the spokes to either soft, hand-stitched leather, polished stainless steel, or hand-rubbed mahogany rims. 14-3/4" diameter with a 3" dish.



## Elite GT Wheels

Highly polished aluminum spokes and machined aluminum trim rings nicely accent the hand-stitched leather-grain vinyl grips and matte black styling sleeves.



Part No.	Description	Dia.	Dish
GRT739	3-Spoke Elite GT	14"	3-3/4"
GRT742	4-Spoke Elite GT	14"	3-3/4"

## Signature Series Formula GT Wheels



The Formula GT wheels feature hand-stitched, black leather-grained vinyl grip and anodized aluminum spokes.

Part No.	Description	Dia.	Dish
GRT1760	Formula GT Wheel, Three Silver Spokes	15"	3-1/2"
GRT764	Formula GT Wheel, Three Silver Spokes	14"	3-1/2"
GRT763	Formula GT Wheel, Three Silver Spokes	13"	3"
GRT771	Formula GT Wheel, Three Polished Spokes	13"	3"
GRT1770	Formula GT Wheel, Three Black Spokes	15"	3-1/2"
GRT774	Formula GT Wheel, Three Black Spokes	14"	3-1/2"
GRT773	Formula GT Wheel, Three Black Spokes	13"	3"
GRT772	Formula GT Wheel, Three Black Spokes	12"	3"

## Signature Series LeMans Wheels

Wheels have polished aluminum spokes and horn button. Wheels include black hand-stitched, leather-grained vinyl grip or mahogany rim.



Part No.	Description	Dia.	Dish
GRT1070	Four Single Split Spokes, Black Grip	14"	3-3/4"
GRT1071	Four Single Split Spokes, Mahogany Rim	14"	3-3/4"

## Mopar Style Classic Nostalgia Wheels

Nostalgia wheels feature CRS steel, nickel plated spokes (matte finish) that are patterned after the classic Mopar Tuff wheel from the 1960s muscle car era. Wheels are available with walnut-finished hardwood grips or thick foam-cushioned grips.



The retro-style horn button, sold separately, completes the look. Wheels have the original Mopar Tuff wheel bolt pattern and can be installed as a replacement using the original hardware and column.

Part No.	Description	Dia.	Dish
GRT246	Three Spokes, Hardwood Grip	15"	1-3/4"
GRT846	Three Spokes, Black Foam Grip	15"	1-3/4"
GRT1004	Black Leather, Baseball Stitch	14-5/8"	1-1/2"
GRT5699	Horn Button Only, for Original Mopar Tuff Wheel, GRT246 and GRT846		

## Horn Buttons

Grant has a wide selection of horn buttons that are designed to personalize virtually any steering wheel installation and are available to fit a variety of popular steering wheels.



Part No.	Description
GRT5640	Chevy, Red/Black
GRT5685	Ford Oval, Chrome
GRT5693	Ford Mustang, Chrome
GRT5661	Mopar, Chrome
GRT5668	Chrysler Pentastar, Chrome

Part No.	Description
<b>Fit Classic and Challenger Steering Wheels</b>	
GRT5640*	Chevy, Red/Black
GRT5643*	Chevy, Red/White/Blue Stainless
GRT5644*	Chevy, Blue /Silver Stainless
GRT5649*	Chevy, SS Super Sport Emblem
GRT5682†	Ford V-8
GRT5685†	Ford Oval, Chrome
GRT5688†	Ford Mustang
GRT5690	Mopar, Chrome
GRT5693	Chrysler Pentastar, Chrome
GRT5790	Mopar, Black

Part No.	Description
<b>Fit Signature Steering Wheels</b>	
GRT5650*	Chevy, Blue/Silver
GRT5652*	Corvette, Black/Red/Silver
GRT5654*	Oldsmobile, Red/Gray
GRT5657*	Chevy, Red/White/Blue
GRT5660*	Chevy, Red/Black
GRT5661*	Camaro, Silver/Black
GRT5662†	Ford V8, Black/Silver
GRT5665†	Ford Oval, Black
GRT5668†	Ford Mustang, Black
GRT5674	Plymouth, Black
GRT5870	Smooth Polished Billet
GRT5876*	Bowtie Logo Polished Billet

\* GM officially licensed product. † Ford officially licensed product.

## Banjo Wheel Installation Kits

Kits feature polished stainless hub adapter that smooths the transition between the Banjo wheel and the existing steering column.



Part No.	Description
GRT5701	1957-68 GM Steering Columns, Excludes Tilt/Telescopic
GRT5702	1969-94 GM Steering Columns, Excludes Tilt/Telescopic

# GRANT®

## Steering Wheel Adapters

Adapts popular steering wheels to Grant Racing quick-release units.



Part No.	Description
<b>GRT3073</b>	Adapts Grant 5-Bolt Steering Wheel to Grant 3-Bolt Racing Quick Release
<b>GRT3075</b>	Adapts Momo/Sparco/Nardi 6-Bolt Steering Wheel to Grant 3-Bolt Racing Quick Release

## Billet Style

### Installation Kits

An optional styling upgrade, billet-style kits have Grant's 5-hole mounting pattern and can only be used with Grant Signature wheels. Styling sleeves are offered in highly polished natural aluminum. A standard adapter is also available.




GRT5162-1

Part No.	Description
<b>GRT3196</b>	Standard Adapter, Fits 1969-94 GM
<b>GRT5162-1</b>	Polished Billet, 1957-68 GM Steering Column
<b>GRT5196-1</b>	Polished Billet, 1969-94 GM Steering Column

## Real Carbon Fiber Sheet

Lightweight but exceptionally rigid, real carbon fiber sheet is ideal when fabricating custom dashes or gauge panels. Dry vacuum pressed for durability. Offered with low-gloss matte or high-gloss finish.



Part No.	Description
<b>GRT205</b>	24" x 39", Low-Gloss Matte Finish
<b>GRT211</b>	19.4" x 48", High-Gloss Finish
<b>GRT215</b>	24" x 39", High-Gloss Finish

## Real Carbon Fiber Tube Protectors

Genuine carbon fiber tube protectors may be installed directly over roll cage tubing, preventing tubing from becoming scratched when entering or exiting the driver's compartment. Offered in several different sizes.



Part No.	Description
<b>GRT220</b>	1-1/2" Dia. x 59" Long, Fits 1-1/4" to 1-1/2" Dia. Tubing
<b>GRT225</b>	1-1/2" Dia. x 48" Long, Fits 1-1/4" to 1-1/2" Dia. Tubing
<b>GRT230</b>	1-1/2" Dia. x 30" Long, Fits 1-1/4" to 1-1/2" Dia. Tubing
<b>GRT235</b>	2" Dia. x 59" Long, Fits 1-5/8" to 2" Dia. Tubing
<b>GRT240</b>	2" Dia. x 48" Long, Fits 1-5/8" to 2" Dia. Tubing



CHEVROLET

## PERFORMANCE

### LS Series Center-Bolt Valve Cover

**GMP25534398**

Valve covers are cast aluminum with a breather hole. Sold individually.



### LS Series Center-Bolt Valve Cover

**GMP25534399**

Valve covers are cast aluminum with no breather hole. Sold individually.



### BB Chevy Custom Aluminum

#### Valve Covers

**GMP12495488**

Die-cast aluminum covers have raised Chevrolet and Bow-Tie logos. Two covers, oil cap, two grommets, and 14 retaining bolts are included. For 1965-94 engines.



### 454 Cu. In./425 Horsepower Crate Engine

**GMP12568774**

Affordable 454 cu. in. big block delivers 425 horsepower and 500 lbs./ft. of torque, and is fully capable of street or strip duty. Durable engine includes an updated iron block, forged crankshaft, forged connecting rods, 8.75:1 compression ratio forged pistons, hydraulic roller camshaft, iron rectangular port cylinder heads, dual-plane aluminum intake manifold, water pump, and flexplate. Carburetor, ignition, and starter are not included.



454/425 Horsepower Crate Engine Specifications	
Horsepower	425
Compression Ratio	8.75:1
Camshaft	Hydraulic Roller
Camshaft Duration	211°/230° @ .050"
Valve Lift	.510"/.540"
Intake/Exhaust Valve Sizes	2.190"/1.880"

### LS Series Front Distributor Drive Cover Kit

**GMP88958679**

For engines where a carburetor and distributor are used.





## Air Cleaner Assemblies

Green Filter air cleaner assemblies feature a chrome-plated steel base in a variety of sizes and flat or drop styles, and Green Filter's distinctive washable and reusable green filter elements.



Part No.	Description
<b>GRE2195</b>	14" x 4" Flat Base
<b>GRE2196</b>	14" x 6" Flat Base
<b>GRE2343</b>	14" x 3" Drop Base
<b>GRE2194</b>	14" x 3" Flat Base
<b>GRE2344</b>	14" x 4" Drop Base
<b>GRE2345</b>	14" x 5" Drop Base

## Air Filters

Designed to maximize air flow and engine performance, Green Filter air filters feature a distinctive green cotton-gauze element that allows for easy cleaning and reuse.



Part No.	Description
<b>GRE2350</b>	Air Filter Round, 11" x 6"
<b>GRE2073</b>	Air Filter Round, 12" x 2-1/2"
<b>GRE2012</b>	Air Filter Round, 14" x 3"
<b>GRE2071</b>	Air Filter Round, 14" x 5"
<b>GRE2160</b>	Air Filter Round, 14" x 6"
<b>GRE2064</b>	Air Filter Round, 14" x 2.31"
<b>GRE7113</b>	Air Filter Round, 16-1/4" x 7"
<b>GRE2030</b>	Air Filter Round, 14" x 4"

## Air Filter Cleaning Kits

Maximize the performance and life of Green Filter air filter elements.

Part No.	Vehicle
<b>GRE2000</b>	Air Filter Cleaner & Oil Kit w/ 12-oz. Cleaner and 8-oz. Oil
<b>GRE2140</b>	Air Filter Cleaner 1-Gal Refill
<b>GRE2100</b>	Air Filter Cleaner 12-oz.
<b>GRE2008</b>	Air Filter Cleaner 32-oz. Refill
<b>GRE2001</b>	Air Filter Oil, Synthetic, 12-oz.
<b>GRE2028</b>	Air Filter Oil, Synthetic, 8-oz.



## GT Pro-Touring/Autocross

### GTP54-5815

The GT Pro-Touring modular design is handcrafted with a special tiered 3-spoke design, elongated lightening slots, and genuine black leather or hand rubbed, stained mahogany finger grip rim. Well-balanced 15" diameter, CNC-machined 6061-T6 aluminum with black /silver/black anodized finish give the professional Pro-Touring and Autocross competitor a true competition feel. 2" dish, 3-bolt mounting pattern. Horn button sold separately.



## GT Retro Cobra Style

### GTP38-4247

The GT Cobra Retro 15" diameter wheel has redefined the 60s sports car spirit with its one-piece forged billet aluminum construction, genuine laminated wood grip with nine rivets sealed in polyurethane clear coat for beautiful gloss finish. 9-bolt mounting pattern. Horn button sold separately.



## GT Retro Series Wood Wheel

### GTP36-5457

The GT Retro wheel inspired by the muscle cars of the 1960s and 1970s. It features a 15" diameter stainless steel construction, brushed finished spokes with polished edges, and genuine hardwood walnut stained grip. 4" dish, 3-bolt mounting pattern. Horn button sold separately.



## GT Retro Banjo Style

### GTP21-4245

The GT Banjo style 15-1/2" diameter wheel is symbolic of the wheels from the 30s and 40s. It features a one-piece forged billet aluminum construction, black leather top with billet finger grips. 1-3/4" dish, 9-bolt mounting pattern. Horn button sold separately.







### GT Classic Foam Chrome

#### GTP14-4331

The GT Classic Foam features a polished chrome center 3-spoke design with four chamfered lightening holes. Large 14-1/2" diameter thick foam grip to view gauges clearly. 3-1/2" dish, 3-bolt mounting. Horn button sold separately.



### GT Classic Foam Black

#### GTP14-4311

The GT Classic Foam pay tribute to a timeless performance design. This wheel features black powder-coated spokes with four chamfered lightening holes, a larger hole to view gauges clearly, an originally vintage thick foam grip and a 3-bolt mounting pattern. 14-1/2" diameter. 3-1/2" dish. Horn button sold separately.



### GT Classic Foam Mustang Style

#### GTP35-5431

The timeless performance design features polished chrome spokes with four chamfered lightening holes, polished spoke edges, and polished laser-cut horn button accents at the end of each spoke. The grip is an original vintage recipe thick foam. 15" diameter. 4-1/8" dish. Horn button sold separately.



### GT Classic Foam Slotted Spokes

#### GTP36-5431

This wheel design features 15" diameter with 4-1/8" dish, polished chrome spokes with a slot design, an original vintage recipe, thick foam grip for comfort and a 3-bolt mounting pattern. Horn button sold separately.



### GT Competition Bell Style

#### GTP91-4040

This wheel is patented after the historic "Bell" racing wheel. It features a one-piece 15" diameter polished chrome moly frame with chrome-plated edges. 3-bolt pattern. Flat dish. Horn button sold separately.



### GT Retro Wood

#### GTP36-5459

This wheel is inspired by the GM pony and muscle cars of the 60s and 70s. This 15" diameter, 4" dish GT Retro Wood Dark Finish wheel features stainless steel construction, brushed finished strokes with a "slot" design, polished spoke edges, and a unique V-shape, genuine wood grip finished with a hand rubbed, dark walnut stain, and a 3-bolt mounting pattern. Horn button sold separately.



### GT Classic Wood

#### GTP14-4337

This 15" diameter wheel with a 4" dish features polished chrome spokes with four chamfered lightening holes, a larger diameter to view gauges clearly, a genuine mahogany wood grip with a hand-rubbed dark walnut stain and polyurethane clear coat. 3-bolt mounting. Horn button sold separately.



### GT Classic Wood Slotted

#### GTP14-5437

This 15" diameter wheel with a 4" dish features slotted polished chrome spokes and a genuine wood grip with sculpted finger grips, finished with a hand-rubbed dark walnut stain and polyurethane clear coat. 3-bolt mounting. Horn button sold separately.



### Pro-Touring Sport Steering Wheel

#### GTP52-5375

Inspired by the GM factory-optional Sport wheel found on the 70s era Camaro, Corvette, Chevelle, and Nova. Designed with a GT black anodized spokes perforated leather hand grips, and 9-bolt mounting pattern. 14-1/2" diameter. 2-3/8" dish.



### GT Retro Leather Steering Wheel

#### GTP36-5445

The genuine leather with perforated hand grip sections pay tribute to a timeless performance era with stainless steel design with slots. GT3 3-bolt mounting pattern. 15" diameter. 4-1/8" dish.





### GT9 Retro Banjo Style Steering Wheel

#### GTP21-4247

This design is symbolic of steering wheels from the 30s and 40s. 9-nine bolt mounting pattern. Polished aluminum spokes with wood grip. 15" diameter. 1-3/4" dish.



### GT3 Retro Cobra Style Steering Wheel

#### GTP32-4247

This forged billet aluminum 3-spoke steering wheel with a polished finish features a laminated wood grip secured with 9 rivets for true retro feel. 6-bolt mounting design includes 6-bolt to 3-bolt adapter. 14" diameter with 3-1/8" dish. Horn button and installation hub sold separately.



### GT3 Retro 4-Spoke Satin Steering Wheel

#### GTP32-4265

Muscle car design with one-piece forged billet aluminum 4-spoke steering wheel measures 13-3/4" in diameter with a 3-1/4" dish. The smudge-proof satin finish is accented by a black leather-wrapped grip and the included horn button. 9-bolt design includes 9-bolt to 3-bolt adapter.



### Euro Horn Buttons

Designed to fit the GT Pro-Touring Switchback model as well as most aftermarket 5- and 6-bolt steering wheels, the Euro line of horn buttons are made from black anodized aluminum, and feature heavy-duty terminal connectors.



Part No.	Description
GTP21-1622	Chevrolet BowTie Color Emblem
GTP21-1625	Ford Mustang Color Emblem

### GT3 Horn Buttons

Designed for use on all 3-bolt GT steering wheels. Features "sure-lock" O-Ring design that ensures they don't pop off and are interchangeable with all other brands of 3-bolt steering wheels. Made from billet 6061-T6 aluminum and grade 8 hardware. Available in a brilliant polish or black anodized finish.



Part No.	Description
<b>Standard Polished Series, 1-1/2" High</b>	
GTP11-1002	Chevrolet Bow Tie Engraved
GTP11-1022	Chevrolet Red Bow Tie Color Emblem
<b>Standard Black Anodized Series 1-1/2" High</b>	
GTP21-1004	GT Logo Engraved
<b>Low Profile Series, 1-1/4" High</b>	
GTP11-2000	Plain Polished
<b>Polished Hi-Rise Series 1-1/2" High</b>	
GTP11-1500	Black Center
GTP11-1522	Chevrolet Red bow Tie Emblem
GTP11-1525	Ford Mustang Color Emblem

### GT9 Horn Button

#### GTP21-1162

Designed for all GT9 steering wheels. The button is interchangeable with all other 9-bolt brands. Black anodized finish. Button is large at 4-7/16" diameter x 3/8" high with Chevy Emblem.



### GT9 Polished Horn Buttons

Designed for use on all 9-bolt wheels. Same great feature as the GT3.



Part No.	Description
<b>Small Size, High-Tech Look. Shows 9 Bolt Pattern.</b>	
GTP11-1121	Ford Oval Color Emblem
GTP11-1125	Ford Mustang Color Emblem
<b>Large Size, Elegant Look Covers 9 Bolt Pattern.</b>	
GTP11-1162	Chevrolet Red Bow Tie Emblem
<b>Banjo Style, Elegant Look Covers 9 bolt pattern.</b>	
GTP11-1223	Ford V8 Logo Engraved

### Installation Kits

Feature a one-piece construction adapter hub with a 3-bolt or 9-bolt mounting pattern that is interchangeable with any standard 3-bolt or 9-bolt steering wheel or horn button. Complete with horn wiring leads, mounting bolts, and complete installation instructions.



Description	GT3 Black	GT3 Polished	GT9 Polished
1967-69 GM/AMC All Models	GTP20-5002	GTP10-5002	-
1969-94 GM/AMC All Models	GTP20-5006	GTP10-5006	GTP10-5506
1965-70 Ford All Models	-	GTP10-6004	-
1963-1/2-1964 Ford Mustang, Falcon, Comet	GTP20-6005	-	-
1970-80 Ford All Models	GTP20-6009	GTP10-6009	-



### Here's a Cool Suggestion:

When installing a Griffin radiator, make it a part of an overall cooling system upgrade. Consider these items: a good electric fan, a fan shroud, a high-performance water pump, and a bottle of Redline RED80204 or Royal Purple ROY01600 wetting agent.

### Direct Fit Radiators

Griffin's direct fit radiators bolt in place of the stock radiator and provide a vast improvement over stock cooling. Some applications have internal oil coolers for automatic transmissions. Available in the Standard series with 1" tubes or the Pro-Series with 1-1/4" cooling tubes.



Part No.	Description
<b>General Motors</b>	
<b>GRI8-00008</b>	A-G Body, LS1/LS2 And Early LS3, 1-1/4" Tubes without Trans. Cooler, 28" Wide Core
<b>GRI8-00013-LS</b>	1967-81 C/K Series Trucks, Early LS1/LS2 And LS3, 1-1/4" Tubes without Trans. Cooler, 28" Wide Core

### GM Universal Radiators

GM radiators have two rows of 1" diameter cooling tubes. Outlets are top left, bottom right.

Part No.	Description
<b>GRI125182X</b>	19" x 22" x 3"
<b>GRI125202X</b>	19" x 23-1/2" x 3"
<b>GRI125222X</b>	19" x 26" x 3"
<b>GRI125241X</b>	16" x 27-1/2" x 3"
<b>GRI125242X</b>	19" x 27-1/2" x 3"
<b>GRI125272X</b>	19" x 31" x 3"



### Ford Universal Radiators

Ford\* radiators have two rows of 1" diameter cooling tubes. Outlets are top right, bottom left.

Part No.	Description
<b>GRI126182X</b>	19" x 22" x 3"
<b>GRI126241X</b>	16" x 27-1/2" x 3"
<b>GRI126242X</b>	19" x 27-1/2" x 3"
<b>GRI126272X</b>	19" x 31" x 3"

\* Will also fit some Mopar applications.



### Pro-Series Universal Radiators

Two rows of 1-1/4" diameter cooling tubes for greater cooling.

Part No.	Description
<b>GM - Outlets Top Left, Bottom Right</b>	
<b>GRI155222X</b>	19" x 26" x 3"
<b>GRI155241X</b>	16" x 27-1/2" x 3"
<b>GRI155242X</b>	19" x 27-1/2" x 3"
<b>GRI155272X</b>	19" x 31" x 3"



### Non-Slip Tool Mats

High-performance, non-magnetic, and anti-static rubber tool mats are manufactured with a unique chemistry that keeps them from slipping or sliding on any surface they are placed, while still allowing for easy removal. Being extremely flexible, the Grypmat can be bent, folded, or rolled, and will always return to its original shape. A polymer-silicone bend with specific properties makes these tool mats resistant to all types of chemicals along with being flame resistant. Offered in several different configurations and sizes in orange or green.

Part No.	Description
<b>Orange Grypmats</b>	
<b>GRYRFGM-CR01S</b>	Tool Mat, 12" x 22", One Large and Four Small Compartments
<b>GRYRFGM-CR02S</b>	Tool Mat, 8" x 12", One Large Area for Tools and Two Small Compartments
<b>GRYRFGM-CR03S</b>	Tool Mat, 6" x 12", Six Individual Compartments
<b>GRYRFGM-TP3</b>	Trio Pack, One Each of All Three Orange Grypmats
<b>Green Grypmats</b>	
<b>GRYGMPM</b>	Tool Mat, 9-1/2" x 7-1/2", One Large Area for Tools and Three Small Compartments
<b>GRYGMPS</b>	Tool Mat, 9" x 4-1/4", One Large Area for Tools and Three Small Compartments
<b>GRYGMPP</b>	Duo Pack, One Each of Both Green Grypmats



## Grip Lock Ties

Ideal for bundling wires, cables, etc., innovative, rubber-lined nylon zip ties incorporate deep teeth that deliver a significant click from the extra-tough locking head. A built-in release tab allows loosening and releasing the tie when necessary. Following tightening, the excess strap may be cut off as desired. Choose from 8" or 12" long zip ties with blue, orange, or red rubber lining.



Part No.	Description
<b>Blue</b>	
<b>8" Long</b>	
GLT2908BKBUHB15	8" Long, Blue, 15-Pack
GLT2908BKBUHB40	8" Long, Blue, 40-Pack
GLT2908BKBUHB100	8" Long, Blue, 100-Pack
<b>12" Long</b>	
GLT2912BKBUHB15	12" Long, Blue, 15-Pack
GLT2912BKBUHB40	12" Long, Blue, 40-Pack
GLT2912BKBUHB100	12" Long, Blue, 100-Pack

Part No.	Description
<b>Orange</b>	
<b>8" Long</b>	
GLT2908BKOGHB15	8" Long, Orange, 15-Pack
GLT2908BKOGHB40	8" Long, Orange, 40-Pack
GLT2908BKOGHB100	8" Long, Orange, 100-Pack
<b>12" Long</b>	
GLT2912BKOGHB15	12" Long, Orange, 15-Pack
GLT2912BKOGHB40	12" Long, Orange, 40-Pack
GLT2912BKOGHB100	12" Long, Orange, 100-Pack

Part No.	Description
<b>Red</b>	
<b>8" Long</b>	
GLT2908BKRDHB15	8" Long, Red, 15-Pack
GLT2908BKRDHB40	8" Long, Red, 40-Pack
GLT2908BKRDHB100	8" Long, Red, 100-Pack
<b>12" Long</b>	
GLT2912BKRDHB15	12" Long, Red, 15-Pack
GLT2912BKRDHB40	12" Long, Red, 40-Pack



## Dry Chemical Fire Extinguishers

MaxOut™ dry chemical fire extinguishers have a proven track record extinguishing the types of fires likely to occur in an automotive environment. Rechargeable, made in USA, with high-quality steel cylinders, all-metal valve construction and 6-year warranty. UL listed and rated.



Part No.	Agent Weight (lbs.)	Finish	UL Rating
H3RMX100R	1.0	Red	2B:C
H3RMX100C	1.0	Chrome	2B:C
H3RMX250R	2.5	Red	1A:10B:C
H3RMX250C	2.5	Chrome	1A:10B:C
H3RMX250B	2.5	Black	1A:10B:C

## Universal Fire Extinguisher Seat Mount

### H3RSM01BK

This fully adjustable fire extinguisher seat mount installs easily in most vehicles, attaching to the seat rail bolts or above the slider. Available in lightweight, durable aluminum with a black anodized finish, it accepts all H3R standard and billet aluminum performance fire extinguisher brackets. Sold individually.



## Extinguishers

HalGuard™ extinguishers contain a "clean" extinguishing agent that leaves no residue to clean up. Ideal protection for race cars and hot rods. All extinguishers are made in USA, with high-quality rechargeable steel cylinders, all-metal valve construction, and a one-year warranty. UL-listed and rated.

Part No.	Agent Weight (lbs.)	Finish	UL Rating
H3RHG100R	1.4	Red	1B:C
H3RHG100C	1.4	Chrome	1B:C
H3RHG100B	1.0	Black	1B:C
H3RHG250R	2.5	Red	2B:C

Part No.	Agent Weight (lbs.)	Finish	UL Rating
H3RHG250C	2.5	Chrome	2B:C
H3RHG250B	2.5	Black	2B:C
H3RHG500R	5.0	Red	5B:C



## Billet Steel Flywheels

Machined from certified billet steel to withstand the stress of racing. Most Hays flywheels are drilled for Borg & Beck and long-style clutch patterns, and precisely balanced to neutral (internal) or Detroit (external) specifications. Certified under SFI spec 1.1. **Call for applications.**

## Street/Strip Clutch Discs and Pressure Plates

Designed for high-performance use and to exceed original equipment specifications, pressure plates have heavier springs and most have centrifugal assists to reduce slippage. Discs use a higher strength friction material. **Call for applications.**

## Performance Clutch Kits

Engineered and built as matched assemblies, each kit will provide exceptional performance, durability, and long-term dependability. Kit includes: pressure plate, throw-out bearing, disc, alignment tool and bolt kit.

**Call for applications.**





## Brake Pads

### Performance Ceramic – Compound Code “Z”

Specially formulated ceramic composite matches the low-dust, low-noise performance of OE ceramic brake pads. A fade-resistant linear friction profile produces improved braking over OE with smooth engagement characteristics.



### HPS Performance Street – Compound Code “F”

Unique Ferro-Carbon compound combines motorsports braking technology with the qualities of an OEM pad. Expect a little more brake dust than Performance Ceramic, but a touch better braking performance.

### HP Plus Autocross – Compound Code “N”

The perfect pad for the enthusiast who wants to drive to the race track, race, then drive home and not have to change brake pads. This pad gives superb stopping performance but with a trade-off of higher rotor wear, pad wear, and brake dust than a street pad. Not the pad for everyone, but possibly the perfect pad for the rest of them. This is recommended for Autocross, Solo II, and track day events.

**When ordering please insert the compound code in place of the “x” in part number.**

Brake Pad	Compound Code	Insert the Compound Code Here
Performance Ceramic	Z	↓ HAWHB245x631
HPS Performance Street	F	
HP Plus Autocross	N	

**Note:** The last three digits in the part number determines the pad thickness. For example, HAWHB245x631 has a .631" pad thickness.

Year and Application	Front	Rear
<b>Chevrolet</b>		
1967-82 Corvette	HAWHB126x505	HAWHB126x505
<b>Pontiac</b>		
1967-68 Firebird	HAWHB126x505	—



## LS3 Intake Manifold Heat Shield

### HSP140021

Keep intake temperatures lower on any LS3 powerplant utilizing a factory intake. The shield creates a heat barrier between the top of the engine and the bottom of the intake, maximizing the horsepower potential of the engine. Made in the USA.



## HP Heat Shrink

### HSP353019

Designed to protect wirelooms, cables, and hoses from damaging high temperatures. This 1-1/2" diameter heat shrink is made from polyolefin tubing and meets all AMS-DTL-23053/5C, UL, and CSA specifications. Made in the USA.



## Heatshield Mat

### HSP721202

Ideal for applications with one inch of airspace and ample airflow, this aluminized self-adhesive matting will reflect up to 90% of radiant heat. Uses include firewalls, floorpans, air intakes as well as unfinished fiberglass and carbon fiber components. Protects up to 1100°F continuous/2000°F intermittent temperatures. 24" x 24".



## Lava™ Starter Heat Shield

Designed with crushed volcanic rock fibers, this heat shield will extend the life of the starter motor and solenoid from high underhood temperatures commonly found on high horsepower engine applications. Protects up to 1200°F continuous/2000°F intermittent temperatures. Installation doesn't require starter removal.




Part No.	Description
HSP501070	7-1/4" x 21-3/4"
HSP501071	3-1/2" x 18", Small Gear Reduction



## Heat Shield Armor

This 4-mil thick layer reduces radiant heat up to 70%. Ideal for exhaust system components. Made in the USA.

Part No.	Description
HSP170001	1/4" x 6" x 60"
HSP170102	1/4" x 12" x 24"
HSP170105	1/4" x 12" x 60"
HSP172252	Pipe Kit, 2-1/2" Diameter x 24" Long
HSP175102	1/2" x 12" x 24"
HSP175110	1/2" x 18" x 48"
HSP176001	1/2" x 12" x 36"
HSP177201	12" x 10", With Ties
HSP179002	Tape, 2" x 39"



## Sticky™ Shield

Designed to reflect 90% of radiant heat, this ultra thin lightweight sheet is ideal for off-road vehicles, race cars, and other performance applications. The adhesive backing allows for easy application. Offers 1100°F continuous/2000°F intermittent protection. Made in the USA.

Part No.	Description
HSP180020	1/8" x 12" x 23"
HSP180021	1/8" x 23" x 24"
HSP180025	1/8" x 36" x 47"



## Hose & Wire Sleeve HP Builders Kit

### HSP204002

This fiberglass woven heat sleeve is designed to protect small diameter wires and hoses up to 1100°F. Black. 1/2" I.D. x 24" Long.

## Hot Rod Sleeve

Longer, 10-foot bulk length of the popular Hose & Sleeve shield. Black. Available in a variety of diameters.

Part No.	Description
HSP204011	3/8" I.D.
HSP204012	1/2" I.D.
HSP204013	1/4" I.D.
HSP204014	3/4" I.D.
HSP204018	1" I.D.



## Heat Sleeve with Carbon Fiber Look-Lava™ Tube

### HSP280010

A specially formulated fibrous thermal barrier weave created from volcanic rock, this tube shaped guard can protect components up to 1200°F continuous/2000°F intermittent temperatures. Ideal for shielding turbo oil lines, fuel lines, hydraulic lines, and other components adjacent to exhaust heat. 1-1/2" ID. 36" long. Made in the USA.



## Fire Shield Sleeve

Protect hoses and wires from heat damage, 500°F continuous/900°F intermittent. Depending on its use, the silicone covered wrap can dissipate as well as retain heat. 36" long. Black. Made in the USA. Various diameters.

Part No.	Description
HSP210040	3/8" I.D.
HSP210042	1/2" I.D.
HSP210044	3/4" I.D.



## Thermaflect™ Sleeve

Designed for easy slide on/slide off installation, the chrome fiberglass sleeve heat barrier, reflects radiant heat away from components. Works well protecting wires and cable from 1100°F continuous/2000°F intermittent temperatures. Various diameters.

Part No.	Description
HSP270101	1" I.D., 120"L, Sewn Seam
HSP274012	1/2" I.D., 36"L, Hook & Loop Seam
HSP274034	3/4" I.D., 36"L, Hook & Loop Seam
HSP274100	1" I.D. x 36"L, Hook & Loop Seam
HSP274112	1-1/2" I.D. x 36"L, Hook & Loop Seam
HSP274200	2" I.D. x 36"L, Hook & Loop Seam



## Lava™ Turbo T4 Flange Heat Shield

### HSP300074

Reduces underhood temperatures up to 60% while retaining heat inside the turbocharger housing. Allows for consistent boost even when "pedaling". Protects up to 1200°F continuous/2000°F intermittent temperatures. Fits T4 turbocharger flange, V-band in and out turbines.



## Thermaflect Tape

Aluminized fiberglass cloth heat barrier tape. Protects up to 1100°F continuous/2000°F intermittent temperatures. Reflects up to 90% of radiant heat.

Part No.	Description
HSP340020	1-1/2" x 20 ft.
HSP340410	4" x 10 ft.



## Thermal Tie

These stainless steel locking ties are designed to secure insulation to exhaust components. Handles continuous temperatures up to 1800°F. Special tools not required.

Part No.	Description
HSP351001	5/16"W x 8"L, 8-Pack
HSP351007	5/16"W x 20"L, 6-Pack



## Lava™ Exhaust Wrap Kit

### HSP372051

A straightforward exhaust wrap kit that increases engine scavenging and reduces underhood temperatures up to 50%. includes stainless steel ties. Protects up to 1200°F continuous/2000°F intermittent temperatures. 2" x 50 feet.





## Standard Series Heddgers


Hedman Heddgers include gaskets, bolts, reducers, and easy-to-follow instructions. Heddgers listed in application guide are painted black. Certain heddgers are available with HTC coating on a special order basis.

Application	Year	Engine	Part No.	Footnotes	A/C	P/S	Auto Column	Auto Floor	Std. Column	Std. Floor	Tube And Collector Size
<b>American Motors</b>											
Gremlin	1972-75	290-401	<b>HED98310*</b>	1, 6, 30, 45	Y	Y	Y	Y	Y	Y	1-5/8", 3"
Javelin - AMX	1968-74	290-401	<b>HED98310*</b>	1, 6, 30, 45	Y	Y	Y	Y	Y	Y	1-5/8", 3"
<b>Buick</b>											
Regal	1978-87	283-400	<b>HED68310*</b>	1, 6, 45, 121, 131	Y	Y	Y	Y	N	Y	1-1/2", 3"
Regal	1978-87	283-400	<b>HED68600*</b>	1, 6, 15, 45, 103, 121, 131	Y	Y	Y	Y	N	N	1-5/8", 3"
<b>Chevrolet</b>											
Camaro	1967-81	283-400	<b>HED68270*</b>	1, 6, 45, 49, 104, 121	7, 26	Y	Y	Y	N	Y	1-5/8", 3"
Camaro	1967-81	283-400	<b>HED68600*</b>	1, 6, 15, 45, 49, 103, 121	7, 26	Y	Y	Y	N	N	1-5/8", 3"
Camaro	1967-69	283-400	<b>HED65003*</b>	1, 6, 42, 45, 49, 103,	26	Y	Y	Y	Y	Y	1-3/4", 3"
Camaro	1970-81	283-400	<b>HED65104*</b>	1, 6, 42, 45, 103	26	Y	Y	Y	Y	Y	1-3/4", 3"
Camaro	1967-69	396-502	<b>HED68190*</b>	1, 20, 45, 49	Y	N	Y	Y	Y	Y	1-3/4", 3"
Camaro	1967-81	396-502	<b>HED68610*</b>	1, 6, 15, 20, 45, 49	Y	Y	N	Y	Y	N	1-5/8", 3"
Camaro	1970-81	396-502	<b>HED65105*</b>	1, 6, 45	N	Y	Y	Y	N	Y	2", 3"
Camaro	1982-92	283-400	<b>HED68460*</b>	1, 6, 45, 103, 109, 121, 135	Y	Y	Y	Y	N	N	1-5/8", 3"
Camaro	1982-92	283-400	<b>HED68470*</b>	1, 6, 15, 45, 103, 121	Y	Y	Y	Y	N	Y	1-5/8", 3"
Camaro	1998-02	5.7L (LS1)	<b>HED68534*</b>	1, 6, 45, Full Length	Y	Y	N	Y	N	Y	1-1/2"-1-5/8", 3"
Chevelle/El Camino	1964-77	283-400	<b>HED68290*</b>	1, 6, 45, 49, 103	26	Y	Y	Y	N	Y	1-5/8", 3"
Chevelle/El Camino	1964-87	283-400	<b>HED68600*</b>	1, 6, 15, 45, 49, 103, 121	26	Y	Y	Y	N	N	1-5/8", 3"
Chevelle/El Camino	1964-77	396-502	<b>HED68190*</b>	1, 6, 20, 45, 49	Y	Y	Y	Y	N	Y	1-3/4", 3"
Chevelle/El Camino	1968-77	396-502	<b>HED68610*</b>	1, 6, 15, 20, 45, 49	Y	Y	N	Y	N	Y	1-3/4", 3"
Chevelle/El Camino	1978-87	283-400	<b>HED68310*</b>	1, 6, 45, 121	26	Y	Y	Y	N	Y	1-1/2", 3"
Chevelle/El Camino	1964-77	396-502	<b>HED65002*</b>	1, 6, 45, 49	N	Y	N	Y	N	Y	2", 3"
Chevy II - Nova	1964-67	283-350	<b>HED68160</b>	1, 128	26	Y	N	Y	N	Y	1-1/2", 3"
Chevy II - Nova	1968-79	283-400	<b>HED68270*</b>	1, 6, 45, 49	N	Y	Y	Y	N	Y	1-5/8", 3"
Chevy II - Nova	1968-79	283-400	<b>HED68600*</b>	1, 6, 15, 45, 49, 103	N	Y	Y	Y	N	N	1-5/8", 3"
Chevy II - Nova	1968-74	283-400	<b>HED65003*</b>	1, 6, 42, 45, 49, 103	N	Y	N	Y	N	Y	1-3/4", 3"
Chevy II - Nova	1968-74	396-502	<b>HED68190*</b>	1, 6, 20, 45, 49	Y	N	Y	Y	N	Y	1-3/4", 3"
Chevy II - Nova	1968-79	396-502	<b>HED68610*</b>	1, 6, 15, 20, 45, 49	N	N	N	Y	N	Y	1-3/4", 3"
Corvette	1962-82	283-400	<b>HED66281†</b>	Long Tube, Slide Exit	Y	Y	Y	Y	N	Y	1-5/8", 3"
Corvette	1963-82	283-400	<b>HED68300*</b>	1, 6, 45, 100, 103	26	Y	Y	Y	N	Y	1-5/8", 3"
Corvette	1965-82	396-502	<b>HED68090*</b>	1, 6, 15, 45	Y	Y	Y	Y	N	Y	2", 3"
Corvette	1963-82	396-502	<b>HED68210*</b>	1, 9, 20, 45	26	Y	Y	Y	N	Y	1-3/4", 3"
Corvette	1984-91	283-400	<b>HED68440*</b>	1, 6, 45, 103, 121	Y	Y	N	Y	N	Y	1-5/8", 3"
Monte Carlo	1970-77	283-400	<b>HED68290*</b>	1, 6, 45, 103	26	Y	Y	Y	N	Y	1-5/8", 3"
Monte Carlo	1978-87	283-400	<b>HED68310*</b>	1, 6, 45, 104, 121	26	Y	Y	Y	N	Y	1-1/2", 3"
Monte Carlo	1970-87	283-400	<b>HED68600*</b>	1, 6, 15, 45, 103, 121	26	Y	Y	Y	N	N	1-5/8", 3"
Monte Carlo	1970-77	396-502	<b>HED68610*</b>	1, 6, 15, 20, 25, 45	Y	Y	N	Y	N	Y	1-3/4", 3"
<b>Dodge and Plymouth</b>											
Barracuda	1967-74	273-360	<b>HED78050*</b>	1, 13, 129	Y	Y	Y	Y	Y	Y	1-5/8", 3"
Barracuda	1970-74	361-440	<b>HED78030*</b>	1, 129	Y	Y	Y	Y	Y	Y	1-3/4", 3"
Challenger	1970-74	273-360	<b>HED78050*</b>	1, 6, 13, 45, 129	Y	Y	Y	Y	Y	Y	1-5/8", 3"
Challenger	1970-74	361-440	<b>HED78030*</b>	1, 129	Y	Y	Y	Y	Y	Y	1-3/4", 3"
Charger	1966-77	273-360	<b>HED78050*</b>	1, 6, 13, 45, 129	Y	Y	Y	Y	Y	Y	1-5/8", 3"
Charger	1966-74	361-440	<b>HED78030*</b>	1, 129	Y	Y	Y	Y	Y	Y	1-3/4", 3"
Duster	1970-76	273-360	<b>HED78050*</b>	1, 6, 13, 45	Y	Y	Y	Y	N	Y	1-5/8", 3"
Road Runner	1968-74	361-440	<b>HED78030*</b>	1, 129	Y	Y	Y	Y	Y	Y	1-3/4", 3"
Road Runner	1968-74	273-360	<b>HED78050*</b>	1, 6, 13, 45, 129	Y	Y	Y	Y	Y	Y	1-5/8", 3"
<b>Ford</b>											
Fairlane	1966-73	260-351W	<b>HED88300*</b>	1, 108	Y	27	N	Y	N	Y	1-5/8", 3"
Mustang	1979-93	5.0 Liter	<b>HED88390*</b>	Full Length Hedder	Y	Y	Y	Y	N	Y	1-5/8", 3"
Mustang	1964-73	260-302W	<b>HED88400*</b>	1, 6, 15	Y	Y	N/A	Y	N/A	Y	1-1/2", 2-1/2"
Mustang	1964-73	260-302W	<b>HED88300*</b>	1, 19, 108	Y	27	N	N	N	Y	1-5/8", 3"
Mustang	1964-73	260-302W	<b>HED88406†</b>	1, 19, 108, Shorty	Y	Y	N	Y	N	N	1-1/2", 2-1/2"
Mustang	1969-73	351W	<b>HED88300*</b>	1, 108	Y	27	Y	Y	N	N	1-5/8", 3"
Mustang	1964-73	351W	<b>HED88650*</b>	1, 15	Y	Y	N	N	N	Y	1-5/8", 3"
Mustang	1979-93	302W-5.0L	<b>HED88390*</b>	Full Length Hedder	Y	Y	Y	Y	N	Y	1-5/8", 3"
Mustang (T.E.M.S.)	1986-93	5.0 Liter	<b>HED88600*</b>	Stock Replacement	Y	Y	Y	Y	N	Y	1-5/8", Stock
Mustang	1964-73	351 Windsor (Swap)	<b>HED88658*</b>	1, 129, 214, 221, 222, Mid-Length Hedder	Y	Y	N	Y	N	Y	1-5/8", 3"
Mustang	1970-73	351 Cleveland	<b>HED88326*</b>	1, 107, 108, Long Hedder	Y	Y	Y	Y	N	N	1-5/8", 3"
<b>Oldsmobile</b>											
442, Cutlass, F85	1968-76	400-455	<b>HED58156†</b>	1, 108, Long Hedder	Y	Y	Y	Y	N	Y	1-3/4", 3"

**Note:** All Hedman Heddgers can be HTC coated, they may need to be special ordered if not in stock.

† Part listed is HTC coated.

\* Not applicable or intended for street or highway use. Legal only for racing vehicles. Footnotes: Following Elite Series chart.



## Elite Series Hedderts

Elite hedderts are built with the finest materials, including heavy ceramic-coated 14-gauge tubing and 3/8" thick flanges, and include gaskets, bolts, reducers, and instructions.

Application	Year	Engine	Part No	Footnotes	A/C	P/S	Auto Column	Auto Floor	Std. Column	Std. Floor	Tube Sizes
<b>Buick</b>											
Regal	1978-87	283-400	HED68608*	1, 6, 15, 45, 103, 131, 212	Y	Y	Y	Y	Y	Y	1-5/8", 3"
<b>Chevrolet</b>											
Camaro	1967-81	283-400	HED68278*	1, 6, 45, 49, 104, 121, 212	7, 26	Y	Y	Y	N	Y	1-5/8", 3"
Camaro	1967-81	283-400	HED68608*	1, 6, 15, 45, 49, 103, 121, 212	7, 26	Y	Y	Y	N	N	1-5/8", 3"
Camaro	1967-69	396-502	HED68198*	1, 20, 45, 49, 208, 213	Y	N	Y	Y	Y	Y	1-3/4", 3"
Camaro	1967-81	396-502	HED68618*	1, 6, 15, 20, 45, 49, 208, 213	Y	Y	N	Y	N	Y	1-3/4", 3"
Chevelle	1964-77	283-400	HED68298*	1, 6, 45, 49, 103, 212	26	Y	Y	Y	N	Y	1-5/8", 3"
Chevelle	1964-87	283-400	HED68608*	1, 6, 15, 45, 49, 103, 121, 212	26	Y	Y	Y	N	N	1-5/8", 3"
Chevelle	1964-77	396-502	HED68198*	1, 6, 20, 45, 49, 208, 213	Y	Y	Y	Y	N	Y	1-3/4", 3"
Chevelle	1968-77	396-502	HED68618*	1, 6, 15, 20, 45, 49, 208, 213	Y	Y	N	Y	N	Y	1-3/4", 3"
Nova	1968-79	283-400	HED68608*	1, 6, 15, 45, 49, 103, 212	N	Y	N	Y	N	N	1-5/8", 3"
Nova	1968-74	396-502	HED68198*	1, 6, 20, 45, 49, 208, 213	Y	N	Y	Y	N	Y	1-3/4", 3"
Nova	1968-79	396-502	HED68618*	1, 6, 15, 20, 45, 49, 208, 213	N	N	N	Y	N	Y	1-3/4", 3"
Monte Carlo	1970-77	283-400	HED68298*	1, 6, 45, 103, 212	26	Y	Y	Y	N	Y	1-5/8", 3"
Monte Carlo	1970-87	283-400	HED68608*	1, 6, 15, 45, 103, 121, 212	26	Y	Y	Y	N	N	1-5/8", 3"
Monte Carlo	1970-77	396-502	HED68618*	1, 6, 15, 20, 25, 45, 208, 213	Y	Y	Y	Y	N	Y	1-3/4", 3"
Full Size	1958-64	283-400	HED68238	103, 212	26	Y	Y	Y	Y	Y	1-5/8", 3"
Full Size	1965-70	396-502	HED68198	1, 20, 208, 213	Y	Y	Y	Y	Y	Y	1-3/4", 3"
Full Size	1965-74	396-502	HED68618	1, 6, 15, 20, 45, 208, 213	Y	Y	N	Y	N	Y	1-3/4", 3"
Full Size	1971-94	283-400	HED68298*	1, 6, 45, 103, 121, 212	26	Y	Y	Y	N	N	1-5/8", 3"
Full Size	1971-94	283-400	HED68608*	1, 6, 15, 45, 49, 103, 121, 212	26	Y	Y	Y	N	N	1-5/8", 3"
Corvette	1963-82	283-400	HED68308*	1, 6, 45, 100, 103, 212	26	Y	Y	Y	N	Y	1-5/8", 3"
<b>Dodge And Plymouth</b>											
Barracuda	1970-74	361-440	HED78038	1, 129	Y	Y	Y	Y	Y	Y	1-3/4", 3"
Belvedere	1967-74	361-440	HED78038	1, 129	Y	Y	N	Y	N	Y	1-3/4", 3"
Challenger	1970-74	361-440	HED78038	1, 129	Y	Y	Y	Y	Y	Y	1-3/4", 3"
Charger	1966-74	361-440	HED78038	1, 129	Y	Y	Y	Y	Y	Y	1-3/4", 3"
Road Runner	1968-74	361-440	HED78038	1, 129	Y	Y	Y	Y	Y	Y	1-3/4", 3"
Super Bee	1967-74	361-440	HED78038	1, 129	Y	Y	Y	Y	Y	Y	1-3/4", 3"
<b>Ford</b>											
Fairlane	1966-73	260-351W	HED88308	1, 108, 204	Y	27	N	Y	N	Y	1-5/8", 3"
Fairlane	1966-73	260-351W	HED88408	1, 6, 15, 42	Y	Y	N	Y	N	N	1-1/2", 2-1/2"
Falcon	1962-70	260-302W	HED88408	1, 6, 15, 42	Y	Y	N	Y	N	N	1-1/2", 2-1/2"
Falcon	1966-69	260-302W	HED88308	1, 108, 204	Y	27	N	Y	N	Y	1-5/8", 3"
Maverick	1969-77	260-302W	HED88308	1, 6	Y	27	N	Y	N	Y	1-5/8", 3"
Maverick	1969-77	260-302W	HED88408	1, 6, 15, 42	Y	27	N	Y	N	N	1-1/2", 2-1/2"
Mustang	1964-73	260-302W	HED88308	1, 19, 108	Y	27	N	Y	N	Y	1-5/8", 3"
Mustang	1969-73	351W	HED88308	1, 108	Y	Y	N	Y	N	N	1-5/8", 3"
Mustang	1964-73	260-302W	HED88408	1, 6, 15, 42	Y	Y	N	Y	N	N	1-1/2", 2-1/2"
Torino	1966-73	260-351W	HED88308	1, 108	Y	27	N	Y	N	Y	1-5/8", 3"
Cougar	1964-73	260-302W	HED88408	1, 6, 15, 42	Y	Y	N	Y	N	Y	1-1/2", 2-1/2"
Cougar	1967-73	260-302W	HED88308	1, 19, 108	Y	27	N	Y	N	N	1-5/8", 3"
<b>Pontiac</b>											
Grand Prix	1978-87	283-400	HED68608*	1, 6, 15, 45, 103, 131, 212	Y	Y	Y	Y	N	N	1-5/8", 3"

\* Not applicable or intended for street or highway use. Legal only for racing vehicles.

### Footnotes:

0	T.E.M.S. <sup>tm</sup> Tubular Exhaust Manifold System.
1	Without Smog Injection or Injection Heads.
6	Modification to Stock Exhaust Required to Retain Catalytic Converter.
7	Will Not Fit 1967-69 Camaro with A/C.
9	Factory Side Exhaust, Cut and Welding Required.
13	A-Type Engine Only.
15	Shortie Style Hedder (Maximum Ground Clearance).
19	Will Not Fit 1971-73 with Stick Shift.
20	Not Recommended for Use with Aluminum Heads.
25	Engine Swap, All Parts Must Be Factory Stock.
26	A/C Equipped Vehicles Require Bracket Hed20110. (Large Piston-Type Compressor)
27	Power Steering Bracket Hed20120 Required.
30	Dog Leg Port Only.
42	Square Port Hedder, Will Not Fit D-Port.
45	Not Legal for Sale or Use in California On Pollution Controlled Motor Vehicles.
49	Will Not Fit (Saginaw) P/S Close Ratio.

100	Will Not Fit with Steering Damper Inside Front Crossmember.
103	Will Fit with Angle Plug Heads. (Chevy Aluminum Only.)
104	On Some Models It May Be Necessary to Remove Z Bars (Ss Series).
108	With Automatic Transmission, C-4 Only.
109	Dual Exhaust Only, Limited Ground Clearance.
121	Must Modify Rotary A/C Bracket.
128	Fits 1964-67 Models with Factory Stock Transmissions and 153-Tooth Flywheel Only.
129	Modification to Shift Linkage May Be Required.
131	Chevy Engine
135	Transmission Limited to 700R-4 Or Th-350.
157	When Equipped with 4-Speed, Will Not Fit Top Loader.
204	With EGR.
208	Due yo Cylinder Heads (Aluminum), Gen 6 Engines, 502 Big Block Chevy May Have Clearance Problems. Bottom of Header Flanges May Hit Head Bolts (Notching May Be Necessary).
212	Use Elite Replacement Gasket HED27520.
213	Use Elite Replacement Gasket HED27550.
221	Engine Must Be Centered between the Rails.
222	Modifications to Clutch Linkage May Be Required.





## Hot Rodz Hedders for Non-Factory Engine/Vehicle Combinations

Hedman's line of Hot Rodz Hedders was developed to help Hot Rodders solve the problem of finding headers to fit those engine/vehicle combinations that the factory didn't offer. Available with multiple finish options and designed to allow for options such as power steering, A/C, and manual or automatic transmissions, Hot Rodz Hedders make that custom build a little easier.



Application	Year	Engine	Tube Style	Tube Dia.	Collector Size	A/C	P/S	Transmission		Standard-Duty Hedders					
								Automatic	Standard	Footnotes on Page 238	Uncoated	HTC Silver	Black Maxx		
<b>Chevy/GM Passenger Cars</b>															
Camaro	67-69	LS Series	Mid	1-3/4"	3"	Y	Y	N	Y	N	Y	45	HED68710	HED68716	HED68713
Camaro	70-81	LS Series	Mid	1-3/4"	3"	Y	Y	N	Y	N	Y	45	HED68720	HED68726	HED68723
Camaro	70-81	LS Series	Mid	1-5/8"	—	Y	Y	N	Y	N	Y	300, Cast Iron Manifolds	HED68740	—	—
Chevelle, El Camino	64-67	LS Series	Mid	1-1/2"	2-1/2"	—	—	—	—	—	—	231	HED68540	—	HED68543
Chevelle, El Camino	64-67	LS Series	Mid	1-5/8"	—	Y	Y	N	Y	N	Y	300, Cast Iron Manifolds	HED68740	—	—
Chevelle, El Camino	68-72	LS Series	Mid	1-3/4"	3"	Y	Y	Y	Y	N	N	—	HED68140	HED68146	—
Chevelle, El Camino	68-72	LS Series	Long	1-3/4"	3"	Y	Y	Y	Y	N	N	—	HED68150	—	—
Chevelle, El Camino	78-88	LS Series	Mid	1-3/4"	3"	Y	Y	Y	Y	N	Y	45	HED68020	HED68026	HED68023
<b>Chevy Trucks</b>															
S-10.S15 2WD	82-04	LS Series	Mid	1-1/2"	2-1/2"	Y	Y	N	Y	N	Y	45,51,123	HED69040	—	HED69043
S-10.S15 2WD	82-04	LS Series	Long	1-1/2"	3"	Y	Y	N	Y	N	Y	45,51,123	HED69050	—	—
1/2 -1-Ton Truck (2WD Only)	67-87	LS Series	Mid	1-3/4"	3"	Y	Y	N	Y	N	Y	45	HED69710	HED69716	HED69713

## Early Model Chevy 1/2 -Ton 2WD Truck 2WD Street Headers

Increase low-end torque, improve throttle response, and improve fuel economy thanks to maximized exhaust flow. Made in USA. Lifetime warranty. For Chevy 1/2-ton truck with 283-400 CID.

Part No.	Description
HED69010	1967-87, Mid Length, 1-5/8" Diameter, 3" Collector, Bare
HED69016	1967-87, Mid Length, 1-5/8" Diameter, 3" Collector, HTC Coated
HED69020	1967-87, Mid Length, 1-3/4" Diameter, 3" Collector, Bare
HED69080	1967-91, Long, 1-3/4" Diameter, 3" Collector, Bare
HED69086	1967-91, Long, 1-3/4" Diameter, 3" Collector, HTC Coated
HED69088	1967-91, Long, 1-3/4" Diameter, 3" Collector, Elite HD
HED69090	1967-91, Long, 1-5/8" Diameter, 3" Collector, Bare
HED69096	1967-91, Long, 1-5/8" Diameter, 3" Collector, HTC Coated



## Street Hedders

Choose from two finishes—painted or HTC coated—and two Hedder designs Block Huggers or Tight Tubes. Tight Tubes use a unique, flat collector and tuck in closer than "Hugger" type hedders to create maximum room for steering, motor mounts, etc.

Part No.	Application	Footnotes	Tube And Collector Size
<b>Black Painted Hedders</b>			
HED68360	Chevy 283-400	15	1-1/2", 2-1/2"
HED68400	Chevy 283-400	15, 103	1-5/8", 2-1/2"
HED68500*	Chevy 283-400	15, 103	1-5/8", 2-1/2"
HED68510*	Chevy 396-454, Rect. Port Head	15,151,208	2", 3"
HED68370	Chevy 396-454, Rect. Port Head	15,208	1-3/4", 3"
HED88420	Ford 260-351W	15,126	1-1/2", 2-1/2"
HED78500*	Chrysler 318-360	13,15,151	1-5/8", 2-1/2"
<b>"HTC" Coated Hedders</b>			
HED68366	Chevy 283-400	15	1-1/2", 2-1/2"
HED68506*	Chevy 283-400	1,15	1-5/8", 2-1/2"



Footnotes	
13	"A" Type Engine Only
15	Shortie Style Hedder
51	Under Chassis Exit
103	Fit Angle Plug Heads (Chevy Aluminum Only)
126	Must Use Mount Kit TRA9716
151	Must Use Mini Starter
208	Gen VI 502 Will Have Clearance Problem Involving Spark Plugs, Wires, Starter, and Frames on Some Applications. Bottom of Flanges May Hit Head Bolts. Notching May Be Necessary.

\* Tight tubes design



## Replacement Catalytic Converter Y-Pipes

Y-pipes fit Camaros and Firebirds (Z28 and Trans-Am) listed in chart.



HED17478

Part No.	Year	Engine	Pipe Size	Collector Style	Fit Hedders
<b>HED17470†</b>	1982-92	5.0/5.7L	2-1/4" To 2-1/2"	Gasket	HED68470
<b>HED17478†</b>	1982-92	5.0/5.7L	2-1/4" To 2-1/2"	Ball	-

† Tubular Exhaust Manifold System (T.E.M.S.™)

## X-TREME Exhaust Equalizer Systems

### HED18830

The universal fit 3" diameter X-TREME equalizer system splits exhaust flow so the pressure on both banks will be equal and pulse-free after crossover, regardless of RPM. The volumetric efficiency of the exhaust system is improved at all engine speeds, which means more power!



## Exhaust Cutouts

Cutouts plumb right into the exhaust system behind collector and allow quick opening of street Hedders for competition use. Sold in pairs.



Part No.	Description
<b>HED16250</b>	2-1/2" Diameter Easy Open Exhaust Cutout
<b>HED16300</b>	3" Diameter Easy Open Exhaust Cutout

## Ball-and-Socket Exhaust Flange Kit

Turn any exhaust connection into a hassle-free, gasket-free connection. Available in mild, aluminized, or 304 stainless steel. Hardware included.



HED21151

Diameter	Gauge	Flange Thickness	Mild Steel	Aluminized Steel	Stainless Steel
2-1/2"	16	5/16"	<b>HED21151</b>	<b>HED21153</b>	-
3"	16	5/16"	<b>HED21152</b>	<b>HED21154</b>	<b>HED21156</b>

## Stainless Steel Headers for LS Swaps

Designed specifically for providing proper clearance and fit for LS engine swap projects, these mid-length stainless steel headers feature 1-3/4" primaries and 3" collectors. Available in natural or HTC silver ceramic-coated finish.



Part No.	Description
<b>HED62710</b>	1967-69 Camaro w/ LS, Natural Stainless
<b>HED62740</b>	1967-87 C10/C20 2WD Truck/SUV w/ LS, Natural Stainless
<b>HED62746</b>	1967-87 C10/C20 2WD Truck/SUV w/ LS, Stainless w/ HTC Ceramic Coating

## Hedder Reducers

Available in 16-gauge mild steel or aluminized steel with bright zinc flanges. Sold two per package with necessary flanges, gaskets, and hardware.




HED21100

Description	Flange Thickness	Standard Reducers		Reducers with O2 Sensor Bung	
		3-Bolt Flange	Ball and Socket	3-Bolt Flange	Ball and Socket
<b>Mild Steel Reducers</b>					
3" Collector to 2-1/4" Exhaust Tube	1/4"	<b>HED21100</b>	<b>HED21114</b>	<b>HED21107</b>	<b>HED21117</b>
3" Collector to 2-1/2" Exhaust Tube	1/4"	<b>HED21103</b>	<b>HED21115</b>	<b>HED21142</b>	<b>HED21143</b>
3" Collector to 3" Exhaust Tube	1/4"	-	<b>HED21119</b>	<b>HED21133</b>	<b>HED21134</b>
3-1/2" Collector to 2-1/2" Exhaust Tube	1/4"	<b>HED21104</b>	-	-	-
<b>Aluminized Reducers</b>					
3" Collector to 2-1/2" Exhaust Tube	5/16"	<b>HED21110</b>	<b>HED21112</b>	-	-

## Tailpipe Tips

Single outlet with resonator.



Part No.	Description	HED17120
<b>HED17120</b>	9" Length, 2" Inlet 2-1/2" Outlet	
<b>HED17121</b>	9" Length, 2-1/4" Inlet, 2-1/2" Outlet	
<b>HED17122</b>	9" Length, 2-1/2" Inlet, 2-1/2" Outlet	

## 90° Bends

Part No.	Tube Size Diameter O.D.	Radius	Leg Length
<b>HED12010</b>	1-1/2"	2-1/4"	3-1/2" - 17-1/2"
<b>HED12011</b>	1-5/8"	2-1/2"	3-1/2" - 17"
<b>HED12014</b>	2"	3"	3-1/2" - 16"
<b>HED12015</b>	2-1/8"	3-1/4"	4" - 15-1/2"
<b>HED12016</b>	2-1/4"	3-3/8"	5" - 14-1/2"
<b>HED12017</b>	2-3/8"	3-3/4"	4-1/2" - 11"
<b>HED12018</b>	2-1/2"	4"	9" - 16"
<b>HED12007</b>	3"	6"	6-1/2" - 8-1/2"



## 120° Bends

Part No.	Tube Size Diameter O.D.	Radius	Leg Length
<b>HED12076</b>	1-7/8"	3"	3-1/2" - 14-1/2"
<b>HED12079</b>	2-1/4"	3-3/8"	5" - 12-1/2"
<b>HED12080</b>	2-3/8"	3-3/4"	4-1/2" - 12-1/2"



## 180° Bends

Part No.	Tube Size Diameter O.D.	Radius	Leg Length
<b>HED12053</b>	1-1/2"	2-1/4"	3-1/2" - 14"
<b>HED12054</b>	1-5/8"	2-1/2"	3-1/2" - 13-1/2"
<b>HED12055</b>	1-3/4"	3"	3-1/2" - 11-1/2"
<b>HED12056</b>	1-7/8"	3"	3-1/2" - 12"
<b>HED12057</b>	2"	3"	3-1/2" - 12"
<b>HED12058</b>	2-1/8"	3-1/4"	4" - 11"
<b>HED12059</b>	2-1/4"	3-3/8"	5" - 10"
<b>HED12060</b>	2-3/8"	3-3/4"	4-1/2" - 8-1/2"
<b>HED12061</b>	2-1/2"	4"	7-1/2" - 11"
<b>HED12063</b>	3"	6"	6-1/2" - 6-1/2"





### Dropped Spindles

#### HEISP-101-K

Heat-treated 1045 alloy steel Mustang II 2" dropped spindle uses stock rotors, bearings, calipers, etc. for ease of installation. Pair.



### Coil-Over Mustang II Lower Control Arms

#### HEICA-103-M-S

Tubular mild steel arms will accept any standard aftermarket coil-over with sway bar mount shock.



### Adjustable Power Steering Valve

#### HEIPS-101


A turn of the knob is all it takes to fine tune the feel and responsiveness of the steering.



### Motor Mounts

#### HEIMM-130

Motor mounts are for the Mustang II crossmember and fit small block Ford installations. Trim to fit. Pair.



### Power Steering Rack and Pinion Assembly

#### HEIMP-038-3-K



New Mustang-style power rack and pinion, includes bushings. 3/4"-36.

### Motor Mount Kit for 1964½-70 Mustang

#### HEIMM-263

Bolt-on motor mount kit with motor stands includes bushings and installation hardware. Natural steel. For 1964½-70 Mustang with SBF.



### Mustang II Steering Spacer

#### HEIMP-023

Steering rack spacer for Mustang II power rack-and-pinion. 3/4" diameter.

### Tubular Upper A-Arms

#### HEICA-101

Tubular control arms are a direct replacement for stock items and provide more clearance for stock sheet metal. Plain steel or stainless steel arms are heli-arc welded for maximum strength and appearance. Upper A-arms are fully assembled including ball joints, bushings, and cross shafts. Arms fit Heidt's Mustang II IFS kits as well as most others.



### Mustang II Upper Control Arm T-Bolt Kit

#### HEIMP-001-A



### Mustang II Stainless Steel Tie Rod Ends

#### HEIMP-017-SS

Sold in pairs.



### Mustang II Steering Rack Extension

#### HEIMP-037-1-4

Extends the Mustang II manual steering rack for applications where additional length is needed. Includes extensions, boots, and clamps.



### Front Suspension Kit for 1964½-70 Mustang

#### HEIMP-320-E-K

Modernize and dramatically improve handling performance with this independent front suspension kit. Complete kit includes front crossmember, 11" iron rotors with single piston calipers, tubular control arms, shocks and springs, 2" drop spindles, and manual rack and pinion steering. Red powder-coated steel crossmember.



### Nova Inner Fender Panels

#### HEICX-325

Inner fender panels are a great way to complete the 1962-65 Nova subframe installation. Panels bolt directly to the fenders, core support, and frame rails, and include hood hinge mounting plates, firewall seals, and hardware. Sold in pairs.





## 1967-87 Chevy C-10 4-Link Bolt-In Rear

### HEIRB-114

Improve the handling of 1967-87 C-10 trucks with this 4-link bolt-in rear end kit. With a 64" track, adjustable ride height, double-adjustable link tubes, and an adjustable 3-position pan hard bar, it improves responsiveness. Additional features include 1" rod ends, billet aluminum shock mounts, billet coil-over Pro-G shocks, and an optional fabricated housing with an integrated drive shaft loop. Designed to fit factory coil spring trucks. Additional fabrication required for trucks with factory leaf springs.



## 1967-87 Chevy C-10 Bolt-On Independent Front Suspension Kit

### HEIBX-660

Heavy-duty series independent front suspension kit features a one-piece 7-gauge HRPO steel crossmember with internal gussets, designed as a direct bolt-in replacement for the factory crossmember. Kit includes crossmember, A-arms, coil-over shocks, brakes, spindles, and steering rack. Additional options are available.



**Note:** Short bed frames may require additional modifications for fit.



## Tubular Sway Bars

Reduced body roll means better vehicle control and greatly improved traction for cornering. Developed and engineered for a particular application, the Hellwig sway bar is a fast, easy bolt-in installation and is made of high-strength DOM steel with polyurethane bushings installed. Rear bars have three-point adjustability.



Make	Year	Front Sway Bar	Bar Diameter	Rear Sway Bar	Bar Diameter
<b>Chevrolet/GMC</b>					
A-Body	1973-77	HEL55703	1-5/16"	—	—
A-Body (Pro Touring)	1964-67	HEL55703	1-5/16"	—	1-1/8"
A-Body (Pro Touring)	1968-72	HEL55703	1-5/16"	HEL55868 Adjustable Rear Sway Bar	1-1/8"
A-Body (Pro Touring)	1973-77	HEL55703	1-5/16"	—	1-1/8"
A/G Body	1978-88	—	1-5/16"	HEL55809	1"
Camaro, Firebird (Pro Touring)	1967-69	HEL55705	1-1/8"	HEL55824	3/4"
Camaro, Firebird (Pro Touring)	1970-81	HEL55703	1-5/16"	HEL5816	3/4"
X-Body (Pro Touring)	1968-74	HEL55705	1-1/8"	HEL55824	3/4"
X-Body (Pro Touring)	1975-79	HEL55703	1-5/16"	HEL55824	3/4"

Notes: 1964-72 GM A Body Models: Chevelle, Malibu, El Camino, Monte Carlo, Cutlass, F85, LeMans, GTO, Skylark. 1973-77 GM A Body Models: Regal, Century, Chevelle, Malibu, Monte Carlo, Cutlass, LeMans, El Camino, F85, Grand Prix, Grand Am. 1978-88 GM A/G-Body Models: Regal, Century, Grand National, Malibu, Monte Carlo, Cutlass, LeMans, Grand Prix. 1968-79 GM X-Body Models: Nova, Ventura, Apollo, Skylark, Omega.

## Tubular Sway Bars

Reduced body roll means better vehicle control and greatly improved traction for cornering. Developed and engineered for a particular application, the Hellwig Sway Bar is a fast, easy bolt-in installation and is made of high-strength DOM steel with polyurethane bushings installed. Rear bars have three point adjustability.



Make	Year	Front Sway Bar	Bar Diameter	Bar Diameter
<b>Ford</b>				
Mustang-Adjustable Rear Sway bar	1965-66	HEL6706	1-1/8"	3/4"
Mustang, Cougar-Adjustable Rear Sway bar	1967-70	HEL6707	1-1/8"	3/4"
Mustang, Cougar-Adjustable Rear Sway bar	1971-73	—	1-1/8"	3/4"
Falcon, Comet-Adjustable Rear Sway bar	1963-65	HEL6706	1-1/8"	3/4"
Falcon, Comet-Adjustable Rear Sway bar	1966-70	HEL6707	1-1/8"	3/4"
Fairlane, Torino, Montego, Ranchero	1966-69	HEL6707	1-1/8"	—
Fairlane, Torino, Montego, Ranchero	1970-71	—	1-1/8"	—
<b>Dodge, Chrysler, Plymouth</b>				
Mopar B-Body	1971-72	HEL55904	1-1/4"	7/8"
Mopar B-Body	1970	HEL55904	1-1/4"	7/8"
Mopar B-Body	1964-69	HEL55903	1-3/8"	7/8"
Mopar A-Body	1973-76	HEL55905	1-1/8"	3/4"
Mopar A-Body	1967-72	—	1-1/4"	3/4"
Mopar A-Body (Pro Touring FSB) Provides clearance for 18" wheels with up to 5-3/4" backspace (WILL NOT FIT FACTORY END LINK TABS)	1967-72	HEL55917	1-1/4"	3/4"
Mopar A-Body	1963-66	—	1-1/4"	3/4"
Mopar E-Body	1970-74	HEL55904	1-1/4"	—

Notes: Mopar A-Body: Dart, Duster, Valiant, Demon, Swinger, Scamp, 1964-69 Barracuda. Mopar B-Body: Charger, Super Bee, GTX, Road Runner, Belvedere, Coronet, & Satellite. Mopar E-Body: 1970-74 Challenger & Cuda.



### Ultra Double Pumper Carburetors

Holley's best all-around carburetors, in a variety of CFM ratings, are now offered in a new, "retro-style" package for good looks and a tie to the company's rich heritage.



Part No.	Description
<b>HLYO-76650BK</b>	650 CFM, Black
<b>HLYO-76650BL</b>	650 CFM, Blue
<b>HLYO-76750BK</b>	750 CFM, Black
<b>HLYO-76750BL</b>	750 CFM, Blue
<b>HLYO-76750RD</b>	750 CFM, Red

### 850 CFM Ultra Double Pumper Carburetor


Featuring an optimized street/strip calibration that works out-of-the-box. Four corner idle allows you to precisely control your idle system. Built in, clear fuel level sight glass for easy fuel level adjustments. Mechanical secondaries. 100% wet-flow tested by Holley technicians to assure it arrives ready to run!



Part No.	Description
<b>Electric Choke</b>	
<b>HLYO-76850BK</b>	Black Billet
<b>HLYO-76850HB</b>	Hard Core Gray & Black Billet

### Double Pumper 4150 Carburetors

Standard Finish



Shiny Finish

Carbs are calibrated for out-of-the-box performance. Mechanical secondaries.

Description	Standard Part No.	Shiny Part No.
600 CFM Manual Choke	<b>HLYO-4776C</b>	<b>HLYO-4776S</b>
650 CFM Manual Choke	<b>HLYO-4777C</b>	<b>HLYO-4777S</b>
700 CFM Manual Choke	<b>HLYO-4778C</b>	—
750 CFM Manual Choke	<b>HLYO-4779C</b>	<b>HLYO-4779S</b>
800 CFM Manual Choke	<b>HLYO-4780C</b>	—
850 CFM Manual Choke	<b>HLYO-4781C</b>	<b>HLYO-4781S</b>



### Ultra Street Avenger Carburetors

HLYO-86670BL



Anodized billet aluminum metering blocks/base plate provide great looks and gasket sealing. Features include an optimized street calibration that works out of the box, and a factory preset electric choke for easy starting of vehicles. The quick-change vacuum housing cap allows you to tune for performance or fuel economy (springs included).

Part No.	Description
<b>HLYO-86670BK</b>	670 CFM, Black
<b>HLYO-86670BL</b>	670 CFM, Blue
<b>HLYO-86770BK</b>	770 CFM, Black

### Street Avenger Series 4150 Carburetors

Better throttle response, acceleration and economy. "No trouble" technology offers power valve protection, easily adjusted floats, adjustable vacuum advance, 4 vacuum ports, Ford A/T kickdown, and secondary fuel filters. (Dual inlet fuel line HLY34-150 is available separately).



HLYO-80570

Part No.	Description
<b>HLYO-80570</b>	570 CFM, Electric Choke
<b>HLYO-81570</b>	570 CFM, Manual Choke
<b>HLYO-80670</b>	670 CFM, Electric Choke
<b>HLYO-81670</b>	670 CFM, Manual Choke
<b>HLYO-80770</b>	770 CFM, Electric Choke
<b>HLYO-81770</b>	770 CFM, Manual Choke
<b>HLYO-80870</b>	870 CFM, Electric Choke

### Silver Universal 4160 Carburetors

HLYO-3310S



The Holley 4160 Series carb with a silver exterior. Vacuum secondaries use metering plates and no jets, power valves, or accelerator pumps. All metal parts.

Part No.	Description
<b>HLYO-1850S</b>	600 CFM, Manual Choke, Fast Idle Adjustment, Single Inlet
<b>HLYO-80457S</b>	600 CFM, Electric Choke, Ford Auto. Trans. Kickdown, Single Inlet
<b>HLYO-3310S</b>	750 CFM, Manual Choke, Fast Idle Cam and Speed Adjustment, Dual Inlet
<b>HLYO-80508S</b>	750 CFM, Electric Choke, Ford Auto. Trans. Kickdown, Dual Inlet





## Aluminum Street Avenger Carburetors

Street carburetion taken to the next level! The Aluminum Street Avenger carburetors save weight and look and perform fantastically. Only 7.85 pounds, the feature a tumble polished exterior to keep them looking new for a long time. Avenger features include vacuum ports, quick-change vacuum secondaries, built-in fuel filters, and factory set electric choke.



HLYO-83770

Part No.	Description
HLYO-83770	770 CFM Aluminum Street Avenger, Electric Choke

## Street HP 4150 Series Carburetors

Double pump carburetors have contoured venturi inlets for maximum air flow, adjustable air bleeds, dual inlet, dual accelerator pumps, power valve blowout protection, and a shiny tumble-polished finish.



Part No.	Description
HLYO-82751	750 CFM Mechanical Secondaries

## Aluminum Ultra HP Carburetors

All-aluminum Ultra HP carburetors offer 30 new upgrades over traditional 4150 HP carbs including redesigned fuel bowls with a 20% increase in capacity, billet base plates and metering blocks, adjustable metering blocks, a race-only throttle lever, a choice of progressive or 1:1 linkage and dual bolt pattern mounting holes. Main bodies have integrated idle bypass valves and the air bleeds have been moved outward for a smoother transition of air flow. Carburetors are available anodized in Hard Core Gray with black billet metering blocks and base plates, or in natural, tumble-polished (shiny) with black or red metering blocks and base plate. All require dual-feed fuel lines with a 9.75" center distance.



Part No.	Description
HLYO-80802HBX	650 CFM Carburetor, Hard Core Gray with Black Billet
HLYO-80803BKK	750 CFM Carburetor, Shiny with Black Billet
HLYO-80803HBX	750 CFM Carburetor, Hard Core Gray with Black Billet
HLYO-80804BKK	850 CFM Carburetor, Shiny with Black Billet
HLYO-80804HBX	850 CFM Carburetor, Hard Core Gray with Black Billet
HLYO-80804RDX	850 CFM Carburetor, Shiny with Red Billet
HLYO-80805BKK	950 CFM Carburetor, Shiny with Black Billet
HLYO-80805HBX	950 CFM Carburetor, Hard Core Gray with Black Billet
HLYO-80805RDX	950 CFM Carburetor, Shiny with Red Billet

**Note:** New longer fuel line required. Use Earl's AT104195, AT104286, or AT104295

## Aluminum Street Carburetors

The tried and true Holley single inlet vacuum secondary carburetor is now available in aluminum. Offering a weight savings of over five pounds, the aluminum carbs feature an electric choke.



HLYO-80459SA

Part No.	Description
HLYO-80458SA	600 CFM, Electric Choke, V-Bowl
HLYO-80459SA	750 CFM, Electric Choke, Square Bowl

## Chrysler Six-Pack Replacement Carburetors

Original list number carburetors remain available for highly collectible muscle cars including popular Chrysler six-pack applications. Nearly exact reproductions of the originals.



HLYO-4365-1

Part No.	Description
HLYO-4144-1	350 CFM "Center" Carb for 1969-70 Chrysler 440 CI Engine
HLYO-4365-1	500 CFM "Outboard" Carb for 1969-70 Chrysler 440 CI Engine
HLYO-4670	350 CFM "Center" Carb for 1970-71 Chrysler 340 CI Engine
HLYO-4672	500 CFM "Outboard" Carb for 1971 Chrysler 440 CI Engine

## Sniper EFI Self-Tuning Kit

This economically priced self-tuning kit takes the guesswork out of installing and tuning an EFI system. Designed to fit single and dual four-barrel carb manifolds. With the four-injector version capable of handling up to 650 HP, these kits are ideal for street rods, muscle cars, and off-road trucks. Outstanding features include throttle body-mounted ECU, integrated fuel pressure regulator and hand held EFI monitor. Installation is simple and easy with 4-wire hook-up, wide-band oxygen sensor, and an easy-to-use calibration program. Available in shiny or popular black ceramic finish.



HLY550-510

Part No.	Description
HLY550-510	Sniper EFI Tuning Kit, Shiny Finish
HLY550-511	Sniper EFI Tuning Kit, Black Ceramic Finish

## EFI Camshaft Sync System for Belt Drive Kits

### HLY556-114

Big block Chevy, standard cam height. The kit will provide a plug-and-play cam position signal to Holley EFI systems as well any EFI system that reads a digital square-wave cam input signal. The bracket assembly allows for mounting in a variety of locations. This system is designed for use with Jesel and similar external, dry timing belt, cam-drive systems. The components in the kit include a 3-wire Hall Effect sensor, a billet aluminum bracket, mounting hardware, a mating connector, and a stainless steel flying magnet screw.



## Sniper EFI 2300 Self-Tuning Kits

Advanced Sniper EFI throttle body fuel injection unit features a Holley model 2300 flange, allowing it to directly replace the popular 2bbl carburetor found on many Fairlanes, Mustangs, Cougars, F-100's, and more. Affordable EFI kits put an end to cold starting, hesitating, vapor lock, and flooding issues. Easily installed unit requires just four wiring connections, while the internal fuel pressure regulator simplifies plumbing. Use the Calibration Wizard's full-color high-resolution touchscreen to create a base map for initial set-up. Choose the standard kit, or select the master kit to add an electric fuel pump, fuel filter, hose, fittings, and related hardware. Offered with shiny, black ceramic, or classic gold finish.



Part No.	Description
<b>HLY550-849</b>	Self-Tuning Kit, Shiny Finish
<b>HLY550-849K</b>	Self-Tuning Master Kit, Shiny Finish
<b>HLY550-850</b>	Self-Tuning Kit, Black Ceramic Finish
<b>HLY550-850K</b>	Self-Tuning Master Kit, Black Ceramic Finish
<b>HLY550-851K</b>	Self-Tuning Master Kit, Classic Gold Finish

## 1971-86 Jeep CJ 258ci 6-Cylinder Sniper EFI BBD Master Kit

### HLY550-858K

Designed as a direct bolt-on replacement for the Carter BBD carburetor, this self-tuning, shiny finish EFI system will support up to 350 horsepower via two 100 lb./hr. injectors. Includes throttle body-mounted ECU, internal fuel pressure regulator (preset to 58.5 psi) and requires only four wiring connections ensure a clean, professional-looking installation. High-resolution 3.5" full-color touchscreen makes easy work of initial setup, tuning, and maintaining gauge output displays. This master kit also includes 20 ft. of 3/8" vapor guard fuel hose, EFI fuel pump, filters, Bosch wideband oxygen sensor, clamp-on oxygen sensor kit for 2.25" exhaust pipe, and all required fittings to complete the installation. Made in USA.



## Terminator Stealth EFI with GM Transmission Control

Designed for V8 engines rated at 250-600 hp, the Terminator Stealth EFI provides the reliability and simplicity of throttle body fuel injection with the look of a classic carburetor, even with today's modern fuels. Features a 4150-style 4bbl. mounting flange for direct replacement of a stock carb, and includes a self-tuning ECU and 3.5" touchscreen LCD for basic and advanced tuning. An integrated timing control option for GM Small Cap HEI and Ford TFI distributors, as well as connections for Ford, GM TH350, 700R4, and other transmission linkages, make installation and setup easy.



Part No.	Description
<b>HLY550-443</b>	Terminator Stealth EFI in Hard Core Gray
<b>HLY550-442</b>	Terminator Stealth EFI in Gold Polished

## Sniper EFI Quadrajet™ Kits

These bolt-on Quadrajet™ EFI kits are capable of supporting up to 500 horsepower with four 100 lb./hr. injectors. Designed with a self-tuning ECU that eliminates the need for a computer or laptop for initial setup, tuning, and changing gauge displays on the 3.5" high-resolution full-color touchscreen. No additional adapters, sealing plates, or intake swaps are required and most stock Q-Jet air cleaners fit with no modification. Each kit includes brake booster adapter, clamp-on oxygen sensor kit, Bosch oxygen sensor, and universal throttle/kickdown bracket. Made in USA.



Part No.	Description
<b>HLY550-867</b>	Shiny Finish
<b>HLY550-868</b>	Black Finish
<b>HLY550-869</b>	Gold Finish

## In-Tank RetroFit Fuel Modules

These drop-in kits are designed to convert any fuel cell or factory tank to an in-tank EFI fuel system. The black anodized billet aluminum module with 1/4" NPT ports includes a billet pump hanger bracket to reduce vibration and low-profile 1.275" thick above-the-tank design to fit where space is at a premium. Easily installed in any tank 6.5" to 12" deep. These kits include Holley's revolutionary Hydramat® pickup assembly, taking the guess work out of pickup location. Available in 255 lph or 450 lph return or returnless style versions.



Part No.	Description
<b>HLY12-130</b>	255 LPH, Return Style Kit
<b>HLY12-131</b>	255 LPH, Returnless Style Kit
<b>HLY12-132</b>	450 LPH, Return Style Kit

## Throttle Position Sensor Kit

### HLY534-202

Install the new Holley TPS kit and make it work with modern electronic overdrive transmissions like the 4L60E and 4L80E. The sensor supplies the needed signal to an electronic transmission and a carburetor. It drives off the primary throttle shaft for accurate voltage readings. All installation hardware and an instruction guide are included.



## Fuel Pressure Gauges

1-1/2" diameter gauges have chromed steel cases and 1/8"NPT brass fittings for use with Holley chromed fuel lines and fuel blocks.



Part No.	Description
<b>HLY26-500</b>	0-15 PSI

## Sniper EFI Fuel Tank System Kit

Holley and Sniper make EFI swaps even easier with EFI conversion fuel tanks. Direct fit tanks mean no modifications. Sender has 1/4" NPT supply and return ports for easy fuel line connections, as well as a barbed vent fitting. The included fuel level sender has the correct Ohm range for the factory gauges. Fuel pump and sender are recessed in the tank for easy installation, and EFI-style tank baffling includes a 4.3 liter internal tray to prevent fuel pump starvation. These tanks are designed to fit and look like OE tanks when installed, and are even available as a notched tank for Gen 1 F-bodies with rear suspension mods and oversize tires. Kit includes powder-coated tank, 255 lph or 400 lph fuel pump, internal baffling, fuel level sender, and new tank straps.



HLY19-100

Part No.	Description
<b>Kits with 255 LPH Fuel Pump</b>	
HLY19-100	1967-68 Chevy Camaro/Firebird
HLY19-102	1964½-68 Ford Mustang
HLY19-104	1969 Chevy Camaro/Firebird
HLY19-105	1964-67 Chevelle/Malibu
HLY19-107	1970-72 Chevelle Malibu
HLY19-109	1955-56 Chevy Coupe Sedan
HLY19-112	1962-65 Chevy II/Nova
HLY19-117	1969-70 Ford Mustang
HLY19-118	1961-64 Impala/Bel Air
HLY19-135	1970-76 Dodge Dart
HLY19-138	1968-70 Dodge Charger
HLY19-140	1978-81 Chevy Camaro
HLY19-144	1978-88 Chevy Monte Carlo
HLY19-147	1963-67 Chevy Coupe/Sedan
HLY19-148	1968-74 Corvette
<b>Kits with 400 LPH Fuel Pump</b>	
HLY19-402	1964½-68 Ford Mustang
HLY19-405	1964-67 Chevelle/Malibu

## Sniper EFI Stock Replacement Fuel Tank for 1974-81 GM G-Body

### HLY19-504

A direct replacement for the stock fuel tank, this 21-gallon steel tank is powder-coated for corrosion resistance. Includes tank sending unit lock ring. Tank straps NOT included.



## Choke Kits

Choke kits for carburetors with an "external vacuum source" such as HLY0-4412, HLY0-4776, HLY0-4777, HLY0-4778, HLY0-4779, HLY0-4780, HLY0-4781.



HLY45-224

Part No.	Description
HLY45-224	Standard Finish
HLY45-224S	Shiny Finish

## Choke Conversion Kits (Electric and Hot Air)

Convert Holley carburetors originally equipped with hot air or manually-operated chokes to full automatic/electric operation. For carburetors with an "internal vacuum source" such as HLY0-1850, HLY0-3310.



HLY45-223

Part No.	Description
HLY45-223	Standard Finish
HLY45-223S	Shiny Finish

## Heat Shield

### HLY108-70

Shield fits all square-flange carbs.



## Power Valves

Single-stage, standard flow.

Part No.	Description
HLY125-25	2-1/2" Hg.
HLY125-35	3-1/2" Hg.
HLY125-45	4-1/2" Hg.
HLY125-50	5.0" Hg.
HLY125-55	5-1/2" Hg.
HLY125-65	6-1/2" Hg.
HLY125-75	7-1/2" Hg.
HLY125-85	8-1/2" Hg.
HLY125-95	9-1/2" Hg.
HLY125-105	10-1/2" Hg.



HLY125-65

## Power Valve Check Valve Kit

### HLY125-500

Power valve "blow-out" protection can be added to pre-1992 4150 and 4160 Series carbs. Kit includes a spring, brass seat, check ball, and instructions.



## Holley Standard Main Jets

Holley main jets are threaded for ease of installation. To order, use prefix HLY122- followed by the two digit number which denotes jet size.



HLY122-40

Jet No.	Hole Size	Jet No.	Hole Size	Jet No.	Hole Size
40	.040"	57	.056"	71	.076"
44	.044"	58	.057"	72	.079"
45	.045"	59	.058"	73	.079"
46	.046"	60	.060"	74	.081"
47	.047"	61	.060"	75	.082"
48	.048"	62	.061"	76	.084"
49	.048"	63	.062"	77	.086"
50	.049"	64	.064"	78	.089"
51	.050"	65	.065"	79	.091"
52	.052"	66	.066"	80	.093"
53	.052"	67	.068"	81	.093"
54	.053"	68	.069"	82	.093"
55	.054"	69	.070"		
56	.055"	70	.073"		





### Chrome Fuel Lines

Use on any Holley model 4150/4160 carburetor with center hung "cathedral" fuel bowls. Lines have 5/8"-18 inverted flare fuel fittings and 1/8"NPT pressure gauge taps.



Part No.	Description
<b>HLY34-150</b>	Fuel Line for 4150 Series Carburetor
<b>HLY34-160</b>	Fuel Line for 4160 Series Carburetor

### Quick Kits

The economical way to rebuild virtually any Holley 4bbl carburetor. Kits include fuel bowl gaskets, metering block gaskets, base gaskets, throttle body gasket, accelerator pump diaphragm(s), needle and seat assemblies, power valves, bowl screw gaskets, and instructions.



Part No.	Description
<b>HLY37-1542</b>	Model 4160 Vacuum Secondary
<b>HLY37-1544</b>	Model 4150 Double Pumper

### Jet Assortment Kit

#### HLY36-181

The Holley jet assortment kit is the professional way to tune a carburetor for top performance. Kit contains two each of 36 different jet sizes, ranging from 64 to 99, packaged in a plastic case to keep them organized for easy access.



### Chrome Carburetor Dress-Up Parts

Part No.	Description
<b>HLY20-88</b>	Chrome Throttle Cable Bracket and Dual Springs, Fits 4150 and 4160 Models
<b>HLY20-89</b>	Stainless Dual Springs



### Chrome Round Air Cleaner

#### HLY120-146

A longtime standard, Holley's 14" diameter triple-chrome-plated air cleaner is 3" tall and fits carbs with the standard 5-1/8" neck.



### 14" Round Finned Air Cleaner Assembly

The 14" round finned air cleaner features a die-cast aluminum cover, a stamped steel SureFlo style base with knockout provisions for a fresh air adapter, a filter element, and includes carb gasket as well as mounting hardware. Fits Holley 4150 and 4160 carburetors with a 5-1/8" diameter neck.



Part No.	Height	Finish	Element
<b>HLY120-153</b>	3"	Black	Oiled Cotton Gauze

### GM Muscle Series Air Cleaners

Holley's GM Muscle series of air cleaners are constructed of die-cast aluminum with a stamped steel SureFlo style base with knockout provisions for a fresh air adapter. The simple, modern style with raised GM "Chevrolet" and "bowtie" logos. 14" diameter universal round air cleaner is available in 3" or 4" filter heights, and fits Holley 4150 and 4160 and other carburetors with 5.12" diameter neck. Premium mesh-reinforced pleated cotton gauze filter element is pre-oiled and ready to install. Includes carburetor gasket and all mounting hardware.



Part No.	Description
<b>HLY120-210</b>	14"x3" w/Paper Filter Natural Machined
<b>HLY120-212</b>	14"x3" w/Premium Filter Satin Black Machined
<b>HLY120-216</b>	14"x3" w/Premium Filter Factory Orange Machine
<b>HLY120-218</b>	14"x3" w/Premium Filter Satin Natural Machined
<b>HLY120-220</b>	14"x3" w/Premium Filter Satin Black Machined
<b>HLY120-222</b>	14"x3" w/Premium Filter Polished
<b>HLY120-224</b>	14"x3" w/Premium Filter Factory Orange Machine
<b>HLY120-215</b>	14"x4" w/Paper Filter Polished
<b>HLY120-219</b>	14"x4" w/Premium Filter Natural Machined
<b>HLY120-221</b>	14"x4" w/Premium Filter Satin Black Machined
<b>HLY120-223</b>	14"x4" w/Premium Filter Polished
<b>HLY120-225</b>	14"x4" w/Premium Filter Factory Orange Machine

### Vintage Series GM Licensed Air Cleaner

Achieve a retro look with the Holley Vintage series of air cleaners. GM licensed with classically inspired finned design and high-definition retro branding, they are available in a range of finishes. 14" diameter universal round die cast aluminum air cleaner is available in 3" or 4" filter heights, and fits Holley 4150 and 4160 and other carburetors with 5.12" diameter neck. Available with replacement paper filter or reusable red cotton gauze filter elements.



Part No.	Description
<b>HLY120-166</b>	14"x3" w/Premium Filter Polished
<b>HLY120-172</b>	14"x3" w/Premium Filter Satin Black Machined
<b>HLY120-174</b>	14"x3" w/Premium Filter Polished
<b>HLY120-176</b>	14"x3" w/Premium Filter Factory Orange Machined
<b>HLY120-164</b>	14"x4" w/Paper Filter Satin Black Machined
<b>HLY120-173</b>	14"x4" w/Premium Filter Satin Black Machined
<b>HLY120-175</b>	14"x4" w/Premium Filter Polished
<b>HLY120-177</b>	14"x4" w/Premium Filter Factory Orange Machined

## Electric Fuel Pumps

Holley electric fuel pumps have been the industry standard for years. Recently redesigned, they are an excellent choice for street or strip hot rods.

HLY12-801-1



Part No.	Description
<b>HLY12-801-1</b>	Red 97 GPH Fuel Pump, Pre-Set at 7 PSI
<b>HLY12-802-1</b>	Blue 110 GPH Fuel Pump, Pre-Set at 14 PSI, Includes HLY12-803 Regulator
<b>HLY12-815-1</b>	Black 140 GPH Fuel Pump, Pre-Set at 14 PSI

## Fuel Pressure Regulator

### HLY12-803

Used to regulate fuel pressure of high-pressure fuel pumps.



## High-Performance 80 GPH Mechanical Fuel Pumps

High-performance fuel pumps offer great performance with 80 GPH (free flow). The lower housing is adjustable for 360° rotation of fuel inlet-outlet fittings. Triple chrome plated.

Part No.	Description
<b>Chevrolet</b>	
<b>HLY12-834</b>	1958-78 Small Block Chevy
<b>HLY12-835</b>	1966-76 Big Block Chevy
<b>Ford/Mercury</b>	
<b>HLY12-833</b>	221, 260, 289, 302, 351W

HLY12-834



## Street Avenger 110 GPH Mechanical Fuel Pumps

Holley's high-output pumps use six high-flow valves to ensure adequate and continuous flow up to 110 GPH (free flow). Pumps have 3/8" inlets and outlets. Body casting can be rotated for easy plumbing. Regulator is not required.

Part No.	Description
<b>HLY12-327-11</b>	Chevy 283-400
<b>HLY12-454-11</b>	Chevy 396-454
<b>HLY12-360-11</b>	Chrysler 318-360
<b>HLY12-440-11</b>	Chrysler 383-440
<b>HLY12-289-11</b>	Ford 289-351W
<b>HLY12-390-11</b>	Ford "FE" 390-428
<b>HLY12-460-11</b>	Ford 429-460
<b>HLY12-389-11</b>	Pontiac 326-455

HLY12-327-11



## Electric In-Tank Fuel Pumps

High-output, in-tank fuel pumps use a proven, gerotor design and are compact enough to fit existing hanger assemblies. Pumps are offered in 155, 190, and 255 lph (liters per hour) flow ratings. Each pump is sold complete with all drop parts, inlet filter for improved filtration, accessories, and instructions.



HLY12-914

Application	Year	Engine	255 LPH Forced Induction Part No.
Chevrolet Camaro	1992-85	5.0L TPI	<b>HLY12-914</b>
	1992-85	5.7L TPI	<b>HLY12-914</b>

## Electric In-Line Fuel Pumps

For easier installation, universal electric fuel pumps install in-line, not in the fuel tank. Pumps are designed for high-pressure fuel injection applications, and are rated for continuous-duty service and have been tested up to 2,500 hours. Sold complete with 3/8" barbed fittings, mounting clamps, rubber isolator and required hardware.

HLY12-920



**Note:** Pumps should be mounted below the fuel level of the tank for a good gravity feed on the inlet side.

Part No.	Description
<b>HLY12-920</b>	In-Line Fuel Pump, 80 GPH @ 15 PSI
<b>HLY12-927</b>	In-Line Fuel Pump, 43 GPH @ 15 PSI

## EFI Fuel Pressure Regulators

### HLY512-501

Chevy Camaro / Pontiac Firebird 5.0L TPI. Dedicated EFI fuel pressure regulators are designed to mount in the stock location, while allowing fuel pressure adjustment from 35-65 PSI. Constructed from durable, CNC-machined billet aluminum, regulators are offered in clear coat finishes.



## Remote LS Coil Relocation Brackets

Designed to eliminate coil-on-cover clutter, these lightweight aluminum brackets include coil mounting hardware. Sold in pairs, in black or natural finish. Coils not included.



HLY561-123

Part No.	Description	Coil Reference Numbers
<b>HLY561-123</b>	Natural Finish	
<b>HLY561-129</b>	Black	12573190
<b>HLY561-130</b>	Black	

## Holley Smart Coil Remote Relocation Brackets

Made from lightweight aluminum, these convenient brackets allow users to remote mount Holley EFI Smart Coils in the location of their choice. Available in black or natural finish.



HLY561-125

Part No.	Description
<b>HLY561-125</b>	Natural Finish
<b>HLY561-131</b>	Black



### Aluminum Tall LS Valve Covers

These aluminum valve covers feature angled coil mounts for a great high-tech look while eliminating OE-style coil brackets. Include a billet aluminum oil fill cap and use original gaskets and bolts. Fit all LS engines using LS1, LS2, LS3, LS6, and LS7 or similar coils with 72mm bolt spacing. Available in polished, satin black, gloss red, and natural cast.



HLY241-110

Part No.	Description
<b>HLY241-110</b>	Natural Cast
<b>HLY241-111</b>	Polished
<b>HLY241-112</b>	Satin Black
<b>HLY241-113</b>	Gloss Red

### Tall LS Valve Covers

With an additional 0.54" of internal clearance over factory-height valve covers, these tall LS valve covers eliminate the OE coil-on-cover look and instead features a bold Chevrolet and Bowtie or LSX logo. To fit LS1, LS2, LS3, LS6, and LS7 engines, these valve covers are ready to install, with on OE-style baffle, lengthened factory-style mounting hardware, and a billet aluminum oil fill cap. Requires use of remote coil relocation brackets (not included). Available in multiple finish options.



HLY241-402

HLY241-405

Part No.	Description
<b>w/ Bowtie/Chevrolet Logo</b>	
<b>HLY241-401</b>	Polished
<b>HLY241-402</b>	Satin Black Machined
<b>HLY241-403</b>	Factory Orange
<b>HLY241-404</b>	Gloss Red
<b>w/ LSX Logo</b>	
<b>HLY241-405</b>	Natural Machine Finish
<b>HLY241-407</b>	Satin Black Machined
<b>HLY241-408</b>	Factory Orange
<b>HLY241-409</b>	Gloss Red

### LS Valve Covers

#### HLY241-90

Cast aluminum, polished valve covers include a radiused shape and angled coil mounting location for a clean, professional appearance. Coils mount directly to the valve covers, eliminating the need for brackets. Sold per pair, complete with billet oil fill cap.



### GM Licensed Vintage Series SBC Valve Covers

Available in a variety of finishes for your custom build, these die-cast aluminum valve covers feature a classically inspired finned design and high-definition retro Chevrolet script logo. Designed to fit all 1958-86 small block Chevy engines with a perimeter bolt pattern, they are 3.3" high with a solid body for non-emissions applications custom crankcase ventilation setups.



Part No.	Description
<b>HLY241-106</b>	Natural Cast Finish
<b>HLY241-107</b>	Polished
<b>HLY241-108</b>	Black
<b>HLY241-109</b>	Orange

### Small Block Chevy Vintage Style Finned Die-Cast Aluminum Valve Covers

#### HLY241-242

The die-cast finned aluminum construction creates a small block Chevy retro look while reducing valve cover flange warping that lead to oil leaks. The 3-1/2" tall valve covers feature pre-installed oil baffles and are built with emission port. Holley script logo. Satin black.



### Muscle Series Valve Covers Small Block Chevrolet 1958-86

#### HLY241-134

Die-cast finned aluminum stock height valve covers with internal baffles and twist-in oil fill cap. Natural finish. Sold in pairs.



### GM Muscle Series Center Bolt Valve Covers

These die-cast aluminum center-bolt valve covers for small block Chevy applications (Vortec, ZZ4, ZZ5, and ZZ6) resist warping and leaks. The clean, modern styling with a high-definition Chevrolet and Bowtie logos is accented by polished mounting hardware. With plenty of internal height for exceptional valve train clearance, they include pre-installed internal baffling, polished mounting hardware, and oil fill/PCV grommets.



Part No.	Description
<b>HLY241-292</b>	Black
<b>HLY241-293</b>	Orange

## GM Licensed Track Series Valve Covers

Constructed of TIG-welded 6061T5 sheet aluminum, and featuring a laser-etched Chevrolet and Bowtie logo, the GM Track Series of valve covers provides a high-end, fabricated look for Chevy engines. Lightweight and tough, these valve covers are available in several finishes, mounting configurations, and clearance heights. Mounting hardware included.



HLY241-286

Part No.	Description
<b>Small Block</b>	
<b>HLY241-285</b>	Silver, 1987-97 Chevy 305-350 No Hole
<b>HLY241-287</b>	Silver, 1958-86 Chevy 283-400 No Hole
<b>HLY241-284</b>	Black, 1958-86 Chevy 283-400
<b>HLY241-286</b>	Black, 1987-97 Chevy 305-35 No Hole
<b>HLY241-288</b>	Black, 1958-86 Chevy 283-400
<b>Big Block</b>	
<b>HLY241-280</b>	Silver, 1965-00 Chevy 396-454 Smooth Top w/Hole
<b>HLY241-278</b>	Silver, 1965-2000 Chevy 396-454
<b>HLY241-281</b>	Black, 1965-2000 Chevy 396-454
<b>HLY241-279</b>	Black, 1965-2000 Chevy 396-454
<b>LS</b>	
<b>HLY241-294</b>	Satin Black Finish LS Valve Covers w/OEM Coil Stands

## Sniper Fabricated Aluminum Valve Cover

Constructed of TIG-welded 6061T5 sheet aluminum and featuring a laser-etched Sniper logo, these valve covers provide a high-end, fabricated look for a variety of popular engines. Lightweight and tough. Mounting hardware included.



HLY890002B

Part No.	Description	Part No.	Description
<b>Small Block</b>		<b>Big Block</b>	
<b>Chevy</b>			
<b>HLY890008</b>	Silver, Tall w/Baffles	<b>HLY890002</b>	Silver, Tall w/o Baffles
<b>HLY890009B</b>	Black, Tall 1987-97	<b>HLY890002B</b>	Black, Tall w/o Baffles
<b>HLY890010</b>	Silver, Tall	<b>HLY890004</b>	Silver, Tall w/Baffles
<b>HLY890010B</b>	Black, Tall	<b>HLY890004B</b>	Black, Tall w/Baffles
<b>Ford</b>			
<b>HLY890011</b>	Silver, Tall, Plain Top	<b>Ford</b>	
<b>HLY890011B</b>	Black, Tall, Plain Top	<b>HLY890001</b>	Silver, BBF FE Tall
<b>HLY890012</b>	Silver, Tall	<b>HLY890001B</b>	Black, BBF FE Tall
<b>HLY890012B</b>	Black, Tall	<b>HLY890007</b>	Silver, 429/460 Tall
<b>HLY890013</b>	Silver, Tall, One Side Tapered Edge	<b>HLY890007B</b>	Black, 429/460 Tall
<b>HLY890013B</b>	Black, Tall, One Side Tapered Edge	<b>Mopar</b>	
<b>Mopar</b>		<b>HLY890005</b>	Silver, Short
<b>HLY890003</b>	Silver, Tall 1964-91	<b>HLY890005B</b>	Black, Short
<b>HLY890003B</b>	Black, Tall 1964-91	<b>HLY890006</b>	Silver, Tall
<b>LS</b>		<b>HLY890006B</b>	Black, Tall
<b>LS</b>			
<b>HLY890014</b>	Silver, Tall		
<b>HLY890014B</b>	Black, Tall		

## LS Valley Cover with Oil Fill

Made of billet aluminum, each valley cover is custom machined for either LS1/LS6 (10-bolt) or LS2/LS3/LS7/LSX (11-bolt) applications. Modern, race-inspired design is trussed for increased strength, and features an integrated oil fill neck with billet oil fill cap. Smooth underside allows for elimination of displacement on demand and provides ample gasket sealing surface. Gaskets and upgraded mounting hardware sold separately.



HLY241-362

Part No.	Description
<b>GM LS2/LS3/LS7/LSX</b>	
<b>HLY241-362</b>	Black
<b>GM LS1/LS6</b>	
<b>HLY241-367</b>	Natural Finish
<b>HLY241-368</b>	Polished

## GM LS Retro-Fit Engine Oil Pan

### HLY302-1

Engineered specifically for installing modern LS engines into popular 1955-87 GM passenger cars/pickups, cast aluminum, machined oil pan offers complete OEM fitment. Pan includes a 6-qt. capacity (with oil filter) and is sold complete with oil pump pick-up and all required hardware.



## HP In-Line Billet Electric Fuel Pump

### HLY12-890

Versatile pumps deliver sufficient fuel to a wide variety of high-powered carbureted or fuel injected vehicles. Lightweight, quiet, and durable, billet aluminum-bodied pumps are offered in two versions. HP in-line high-flow fuel pump supports up to 900 EFI HP or 1,050 carbureted HP.



## Billet Electric Fuel Pumps

Reliable gerotor-style pumps use black, hard anodized billet bases and chrome plated 12V motors. Offered in 125 GPH and 150 GPH versions, pumps include 3/8"NPT inlet and outlet ports.



Part No	Description
<b>HLY12-125</b>	125 GPH Billet Base HP Electric Fuel Pump, Up to 750 HP, Internally Regulated to 7 PSI
<b>HLY12-150*</b>	150 GPH Billet Base HP Electric Fuel Pump, Up to 900 HP, Includes HLY12-803 Regulator

\* Use HLY12-843 Regulator for applications with over 750 horsepower.



## 170 GPH Billet HP Mechanical Fuel Pumps

Reliable gerotor-style mechanical fuel pumps deliver 170 GPH of free flow and include a pre-set fuel pressure of 7-1/2 PSI. Fuel pressure regulator not required.



Part No	Description
<a href="#">HLY12-327-25</a>	Small Block Chevy
<a href="#">HLY12-454-25</a>	Big Block Chevy

## Billet Fuel Pressure Regulators

Precision CNC-machined regulators are manufactured from rigid billet aluminum and are engineered to deliver reliable, consistent fuel pressure. All regulators include an 3/8"NPT inlet/outlet ports (unless specified) and an 1/8"NPT gauge port.



Part No	Description
<a href="#">HLY12-840</a>	Fuel Pressure Regulator, Carbureted 4.5-9 PSI
<a href="#">HLY12-841</a>	Fuel Pressure Regulator, Carbureted Bypass 4.5-9 PSI
<a href="#">HLY12-842</a>	Fuel Pressure Regulator, Carbureted Bypass with Idle Bleed, 4.5-9 PSI
<a href="#">HLY12-843*</a>	Fuel Pressure Regulator, Carbureted 4.5-9 PSI

\*Regulator includes (1) -10AN inlet port and (2) -8AN outlet ports

## Mid-Mount Complete Accessory Systems

Designed for easy installation, these accessory systems are a great way to dress up an engine and boost performance. They include everything needed for installation: brackets, water pump, a compact Sanden SD7 A/C compressor, 150-amp alternator, power steering pump with reservoir, 6-rib serpentine belt and pulleys, damper, brackets, adapters, and hardware.



Part No.	Description
<a href="#">HLY20-180BK</a>	LS Mid-Mount Accessory System, with SFI-Certified Damper
<a href="#">HLY20-185BK</a>	LS Mid-Mount Accessory System, with Cast-Iron Damper
<a href="#">HLY20-186BK</a>	LS Race-Ready Mid-Mount Accessory System, with Cast-Iron Damper
<a href="#">HLY20-240BK</a>	SBC Mid-Mount Accessory System
<a href="#">HLY20-242BK</a>	BBC Mid-Mount Accessory System

## LS Two-Piece Valve Covers

Cast aluminum valve covers feature a radiused 2-piece design to hide the coils. Base fits LS1, LS2, LS3, LS6, and LS7 engines with clearance for .750" lift cam with stock style rocker arms, while the base features an internally baffled ventilation system. Available in multiple finishes. Sold in pairs. Low-profile oil fill cap included.



Part No.	Description
<a href="#">HLY241-172</a>	Satin Black with Machined Finned Tops and Holley Logo
<a href="#">HLY241-177</a>	Satin Black with Chevrolet Script Logo
<a href="#">HLY241-179</a>	Gloss Red with Chevrolet Script Logo
<a href="#">HLY241-182</a>	Satin black with Machined Finned Tops



## Billet Fuel Filters


Designed as an integral part of the HP fuel system line, billet aluminum fuel filters feature black anodized bodies and clear anodized end caps. Filters are offered in 100 GPH and 175 GPH versions with choice of 10-, 40-, or 100-micron elements.

Description	10 Micron Part No.	40 Micron Part No.	100 Micron Part No.
100 GPH Billet HP, 3/8"NPT	<a href="#">HLY162-550</a>	<a href="#">HLY162-562</a>	<a href="#">HLY162-551</a>
175 GPH Billet HP, 3/8"NPT	<a href="#">HLY162-552</a>	<a href="#">HLY162-563</a>	<a href="#">HLY162-553</a>
175 GPH Billet HP, -8AN	<a href="#">HLY162-554</a>	<a href="#">HLY162-555</a>	<a href="#">HLY162-564</a>

**Notes:** 10-micron filters are recommended for use as a post filter in EFI applications. 40-micron filters are recommended for use as a post filter in carbureted systems. 100-micron filters are recommended as a pre filter in carbureted or EFI systems.

## GM LS Mid-Mount Complete Accessory Drive System HLY20-185

Complete all-in-one accessory drive system pulls accessories in tighter, providing a cleaner underhood appearance. Patent-pending, "bracketless" integrated design secures all accessories to the water pump. Swap-friendly system shares alternator and water pump designs with the C7 Corvette. Includes water pump, A/C compressor, alternator, P/S pump with reservoir, crank damper, pulleys, belt, and necessary hardware.



## Dash Bezels for Holley EFI 6.86" Dashes

Bezels provide an attractive way to integrate Holley EFI dashes. Made from durable 5/32" thick UV-resistant ABS composite, these bezels feature a matte black finish that will accent any vehicle interior.



Part No.	Description
<a href="#">HLY553-400</a>	Dash Bezel for 1966-67 Nova
<a href="#">HLY553-401</a>	Dash Bezel for 1978-81 Malibu/Monte Carlo
<a href="#">HLY553-402</a>	Dash Bezel for 1982-88 Malibu/Monte Carlo
<a href="#">HLY553-404</a>	Dash Bezel for 1967-72 Ford Ranger Truck
<a href="#">HLY553-405</a>	Dash Bezel for 1970-81 Firebird
<a href="#">HLY553-406</a>	Dash Bezel for 1987-93 Ford Mustang

## In-Tank Fuel Pump Modules

Holley EFI fuel tank modules include a high-performance 255 lph in-tank electric fuel pump with pre-calibrated fuel level sender, and all the parts needed for installation.



Part No.	Description
<a href="#">HLY12-300</a>	1967-69 GM F-Body
<a href="#">HLY12-301</a>	1970-73 GM F-Body
<a href="#">HLY12-302</a>	1964-67 GM A-Body
<a href="#">HLY12-304</a>	1974-81 GM F-Body
<a href="#">HLY12-305</a>	1964 1/2-70 Ford Mustang
<a href="#">HLY12-306</a>	1978-88 GM G-Body
<a href="#">HLY12-308</a>	1973-87 GM Full-Size Truck w/1/4" NPT Inlet
<a href="#">HLY12-309</a>	1955-57 Chevrolet
<a href="#">HLY12-310</a>	1963-67 Corvette
<a href="#">HLY12-311</a>	1968-74 Corvette
<a href="#">HLY12-312</a>	1975-77 Corvette
<a href="#">HLY12-314</a>	1968-70 Mopar B-Body
<a href="#">HLY12-317</a>	1961-64 Chevy Bel Air/Biscayne/Impala
<a href="#">HLY12-319</a>	1963-76 Mopar A-Body



## GM A/G Body LS Swap Engine Mount Brackets

### HKR12643

These mounts provide an engineered 3 to 3-1/2 degree engine/transmission inclination angle that is critical to obtaining correct U-joint angle. The installation requires new stock OE clamshell engine mounts. Applications include 1978-88 A/G-body vehicles with small block.



## 1978-88 GM A/G Body LS Swap Transmission Crossmember

### HKR12644

The CAD designed high-strength low-alloy crossmember allows for the installation of a 4L60/4L80/TH400/2004R/T56/T56 Magnum transmission. Additional bracket may be required.



Part No.	Description
<b>Additional Components</b>	
<b>HKR12655</b>	Crossmember Add-On Bracket for 4L60 Transmission

## Blackheart Super Long Tube Headers

These headers make it easier than ever to install an LS-based engine into classic muscle cars including the 1967-69 Camaro/Firebird, 1968-72 GM A-body, 1968-74 GM X-body, and 1982-92 Camaro/Firebird. With 1-7/8" primaries and 3" collectors, these long tube headers include gaskets and mounting hardware.



Part No.	Description
<b>HKR70101508HKR</b>	Gen 1 F And X Body Black Ceramic
<b>HKR70101508-1HKR</b>	Gen 1 F And X Body Metallic Ceramic Ceramic Coated
<b>HKR70101518-1</b>	1968-72 GM A-Body Ceramic Coated



## Hooker Exhaust Manifolds


These cast-iron exhaust manifolds feature a 2.5" outlet for improved exhaust flow. Designed to hug close to the engine block for use in a variety of replacement or engine swap applications, they are intended for GM LS engine installations where durability, quiet operation, and leak-free sealing is desired. Available in black or silver ceramic finish, they include nickel-plated steel mating flanges, MLS mating flange gaskets, and mating flange hardware.



Part No.	Description
<b>HKR8502-1</b>	Silver Ceramic Finish
<b>HKR8502-3</b>	Black Ceramic Finish

## Exhaust Manifold

Intended for all GM LS (except LS7 and LS9) engine swap applications where durability, quiet operation, emissions compliance and leak-free sealing is desired. 304 stainless steel mating flanges are included. 2-1/4" outlet diameter.



Part No.	Description
<b>HKR8501-4</b>	Titanium Ceramic Finish
<b>HKR8501-3</b>	Black Ceramic Finish
<b>HKR8501-5</b>	Cast Iron Gray Ceramic Finish

## 3-Bolt Flanged Reducers

Just pick the reducer size that matches the diameter of the header collector. Bolt it to the collector ring, and weld to the tailpipe. On headers without collector ring, use Hooker slip-on reducers. They're swaged to slip over the collector and weld to the exhaust pipe.



Part No.	Description
<b>HKR11025</b>	2-1/2" Collector to 2" Tailpipe, Pair
<b>HKR11026</b>	2-1/2" Collector to 2-1/2" Tailpipe, Each
<b>HKR11030</b>	3" Collector to 2-1/8" Tailpipe, Pair
<b>HKR11032</b>	3" Collector to 3" Tailpipe, Pair
<b>HKR11040</b>	3" Collector to 2-1/2" Tailpipe, Each
<b>HKR11035</b>	3-1/2" Collector to 2-1/2" Tailpipe, Each
<b>HKR11036</b>	3-1/2" Collector to 3" Tailpipe, Each

## Collector Ring Kits

For use when building headers and exhaust systems. Kits include two 3-bolt rings, gaskets, and six bolts.

Part No.	Description
<b>HKR11425</b>	2-1/2" Collector Rings
<b>HKR11430</b>	3" Collector Rings
<b>HKR11435</b>	3-1/2" Collector Rings





## Competition Headers

Hooker Competition headers are made from durable 16-gauge steel tubing and are finished with a heat-cured, heat-resistant black paint, optional metallic ceramic thermal barrier coating or the new "DarkSides" black ceramic coating. Complete with gaskets, bolts, and collector gaskets.

Years	Engine	Part No.	Metallic Ceramic Coating	"DarkSides" Black Ceramic Coating	Footnotes	P/S	P/B	A/C	Transmission				Tube Size O.D. In	Coll. Size O.D. In
									Auto Col.	Auto Fir.	Std. Col.	Std. Fir.		
<b>Chevrolet Passenger (Full Size)</b>														
1965-70	265-400	HKR2451	HKR2451-1	HKR2451-3	127	Y	Y	9	Y	Y	Y	Y	1-5/8" X 30"	3"
1971-89	265-400	HKR2451	HKR2451-1	HKR2451-3	117, 127	Y	Y	9	N	N	Y	Y	1-5/8" X 30"	3"
1965-70	396-502	HKR2457	HKR2457-1	-	-	Y	Y	Y	Y	Y	Y	Y	2" X 27"	3-1/2"
1971-74	396-502	HKR2455	HKR2455-1	-	90	Y	Y	Y	N	N	Y	N	2" X 30"	3-1/2"
<b>Chevrolet Chevelle, El Camino</b>														
1964-87	265-400	HKR2451	HKR2451-1	HKR2451-3	117, 127	Y	Y	9	Y	Y	Y	Y	1-5/8" X 30"	3"
1964-74	396-502	HKR2455	HKR2455-1	-	-	Y	Y	Y	Y	Y	Y	Y	2" X 30"	3-1/2"
<b>Chevrolet Monte Carlo</b>														
1970-87	265-400	HKR2451	HKR2451-1	HKR2451-3	117, 127	Y	Y	9	N	N	Y	Y	1-5/8" X 30"	3"
1970-74	396-502	HKR2455	HKR2455-1	-	-	Y	Y	Y	N	N	Y	Y	2" X 30"	3-1/2"
<b>Chevrolet Chevy II, Nova</b>														
1968-79	265-400	HKR2451	HKR2451-1	HKR2451-3	127	Y	Y	9	Y	Y	Y	Y	1-5/8" X 30"	3"
1968-74	396-502	HKR2457	HKR2457-1	-	-	Y	Y	Y	Y	Y	Y	Y	2" X 30"	3-1/2"
<b>Chevrolet Camaro</b>														
1967-69	265-400	HKR2451	HKR2451-1	HKR2451-3	127	Y	Y	9	N	Y	Y	Y	1-5/8" X 30"	3"
1967-69	396-502	HKR2457	HKR2457-1	-	-	Y	Y	Y	N	Y	Y	Y	2" X 27"	3-1/2"
1970-81	265-400	HKR2451	HKR2451-1	HKR2451-3	117, 127	Y	Y	9	N	Y	Y	Y	1-5/8" X 30"	3"
1970-72	396-502	HKR2455	HKR2455-1	-	-	Y	Y	Y	N	Y	N	Y	2" X 30"	3-1/2"
1982-92	265-400	HKR2460	HKR2460-1	-	62, 92	Y	Y	Y	N	Y	N	Y	1-5/8"	3"
<b>Chevrolet Corvette</b>														
1955-82	265-400	HKR2456	HKR2456-1	-	22, 127	Y	Y	9	N	Y	N	Y	1-5/8" X 24"	3"
<b>1/2, 3/4, 1 Ton Truck (2WD)</b>														
1963-72	265-400	HKR2452	HKR2452-1	-	117, 127	Y	Y	Y	Y	Y	Y	N	1-5/8" X 27"	2-1/2"
1973-87	265-400	HKR2452	HKR2452-1	-	117, 127	Y	Y	Y	Y	Y	Y	N	1-5/8" X 27"	2-1/2"
<b>1/2, 3/4, 1 Ton Truck (4WD)</b>														
1967-72	265-400	HKR2453	HKR2453-1	-	127	Y	Y	9	N	Y	Y	N	1-5/8" X 27"	2-1/2"
1973-87	265-400	HKR2452	HKR2452-1	-	117, 127	Y	Y	9	N	Y	Y	N	1-5/8" X 27"	2-1/2"
<b>Dodge/Plymouth Passenger (B And E Bodies)</b>														
1967-74	383-440	HKR5903	HKR5903-1	-	10, 200	Y	Y	Y	Y	Y	Y	Y	1-7/8" X 36"	3"
<b>Dodge Challenger/Plymouth Barracuda</b>														
1970-74	383-440	HKR5903	HKR5903-1	-	10, 200	Y	Y	Y	Y	Y	Y	Y	1-7/8" X 36"	3"
<b>Dodge/Plymouth All B And E (A And F Bodies)</b>														
1967-82	273-360	HKR5901	-	-	10, 201	Y	Y	Y	N	Y	Y	Y	1-5/8" X 34"	3"
<b>Ford/Mercury Cyclone, Falcon, Fairlane, Montego, Torino, Ranchero</b>														
1966-73	255-302W	HKR6901	HKR6901-1	-	44, 68	83	Y	Y	N	Y	Y	Y	1-5/8" X 28"	3"
<b>Ford Mustang/Mercury Cougar</b>														
1967-73	351W	HKR6901	HKR6901-1	-	44, 68	83	Y	Y	N	N	N	Y	1-5/8" X 28"	3"
<b>Oldsmobile 442, Cutlass</b>														
1968-77	350-403	HKR3901	-	-	214	Y	Y	Y	N	Y	Y	Y	1-5/8" X 29"	2-1/2"
1978-87	265-400CH	HKR2451	HKR2451-1	HKR2451-3	117, 127	Y	Y	Y	N	N	Y	Y	1-5/8" X 30"	3"
<b>Pontiac Firebird, Trans Am</b>														
1970-79	350-455	HKR4901	HKR4901-1	-	126	Y	Y	Y	N	Y	N	Y	1-5/8" X 28"	3"
1978-81	265-400CH	HKR2451	HKR2451-1	HKR2451-3	117, 127	Y	Y	9	N	Y	Y	Y	1-5/8" X 30"	3"
1982-92	265-400CH	HKR2460	HKR2460-1	-	62, 92	Y	Y	Y	N	Y	N	Y	1-5/8" X 15"	3"
<b>Pontiac GTO, LeMans, Grand Am</b>														
1964-75	326-455	HKR4901	HKR4901-1	-	-	Y	Y	Y	N	Y	Y	Y	1-5/8" X 28"	3"

### Footnotes

9	Installation requires A/C bracket HKR10925 left side or HKR10926 right side. On 1979 and up, use stock bracket.
10	Will not fit engines equipped with air injection pump without modification.
22	Header dual system will not fit Turbo 400 applications.
44	Will not fit with C-6 automatic transmissions.
62	Will fit with angle plug heads.
68	Will not fit Dart/Windsor head.
83	Installation requires power steering bracket HKR10961
90	See Hooker catalog for info on Hooker exhaust systems.
92	This header is equipped with a fitting to accept the stock oxygen sensor.
117	Reducers available with oxygen sensor on 1980 and up models. 2-1/2" bolt-on HKR11035HKR, 3" bolt-on HKR11032HKR.
126	Some factory heads do not have bolt hole in end. Holes must be drilled and tapped to assure proper seal. Hooker headers for Chrysler 383-440 engines will bolt on the popular aftermarket B-S heads.
200	However, because the exhaust port centerline on these heads is 5/8" higher and 3/8" out from the engine centerline compared to stock heads, some header modifications will be required for installation. Custom header applications will be required to fit the B-1 heads because of angled spark plug location.



## Electric Dual Exhaust Cut-Out Kits

Hooker electric exhaust cut-outs create an instant performance boost when opened! Stainless steel tubing and 6061-T6 aluminum motor and valve bracket provide great looks and weather resistance. Remote controlled operation and a Y-cable make installation and operation easy.



Part No.	Description
<b>HKR11051</b>	Dual Cut-Out Kit, 2-1/2"
<b>HKR11052</b>	Dual Cut-Out Kit, 3"

## Engine Mounting Brackets

Zinc-plated steel brackets ensure the proper engine/transmission angles and clearances and are optimized for use with Holley and Hooker BlackHeart components. Zinc-plated steel. Mounting hardware included.



Part No.	Description
<b>HKR12613</b>	Engine Mount, LS Engine into 1975-81 GM F-Body
<b>HKR12621</b>	Engine Mount, LS Engine into 1975-87 GM Full-Size Trucks/SUVs
<b>HKR71221003</b>	Engine Mount, LS Engine into 1982-92 GM F-Body
<b>HKR71221006HKR</b>	Engine Mount, LS Engine into 1968-72 GM A-Body, Forward Position
<b>HKR71221007HKR</b>	Engine Mount, LS Engine into 1968-72 GM A-Body, Stock Position
<b>HKR71221008</b>	Engine Mount, LS Engine into 1964-67 GM A-Body, Forward Position
<b>HKR71221009</b>	Engine Mount, LS Engine into 1964-67 GM A-Body, Rearward Position
<b>HKR71221025HKR</b>	Engine Mount, Coyote into 1984-95 Mustang with Stock K-Member
<b>HKR71221029HKR</b>	Engine Mount, LS Engine into 1982-2004 GM S-10/Sonoma Truck
<b>HKRBHS531</b>	Engine Mount, Gen III Hemi into 1966-72 Mopar B-Body with V8 K-Member
<b>HKRBHS540</b>	Engine Mount, 1973-87 GM C10/C15/C20 Series 2WD Trucks/SUVs, GM LS or Gen-V LT

## Heavy-Duty LS Clamshell-Style Engine Mounts

A direct-fit replacement for GM Gen 4 F-Body cars, these engine mounts ensure proper drivetrain geometry. Two-piece bolt-together design works with Hooker Blackheart polyurethane inserts. Black powder-coated 11-gauge steel. Sold each - two required per vehicle.



Part No.	Description
<b>Polyurethane Engine Mount Inserts for Use with Clamshell Engine</b>	
<b>HKR71221016</b>	For GM LS/LT and Gen III Hemi Swap Kits, Black, Each
<b>HKR71221017</b>	For GM LS/LT and Gen III Hemi Swap Kits, Red, Each

## Polyurethane Transmission Mounts

Durable polyurethane transmission mount is designed to handle high-horsepower applications on the street or strip. Can be used on various 1- or 2- bolt GM and Jeep applications. Grade 8 hardware included.



Part No.	Description
<b>HKR71223029HKR</b>	Polyurethane Transmission Mount for 1958-2004 GM Vehicles and 1980-95 Jeep CJ/YJ/Wagoneer-Black
<b>HKR71223030HKR</b>	Polyurethane Transmission Mount for 1958-2004 GM Vehicles and 1980-95 Jeep CJ/YJ/Wagoneer-Red

## Transmission Crossmembers and Adapters

Designed to facilitate the installation of the transmission into vehicles with swapped engines. When used with other Hooker Blackheart swap components, they help ensure proper angle and alignment, and provide necessary clearances. Black powder-coated steel.



Part No.	Description
<b>Transmission Crossmembers</b>	
<b>HKR12614</b>	For 1970-81 GM F-Body, LS with 4L60 (multi-piece case only, 4L65, 4L70, 4L75
<b>HKR12616</b>	For 1970-81 GM F-Body, LS with 4L80E, 4L85E, TH400, 2004R
<b>HKR12626</b>	For 1967-69 GM F-Body / 1968-74 GM X-Body, LS with T56/T56 Magnum
<b>HKR12644HKR-1</b>	For 1978-88 GM A-Body/ G-Body, LS with 4L60E, 4L65, 4L70, 4L80, TH400, T56, T56
<b>HKR71222005</b>	For 1984-92 GM F-Body, LT1/LT4 with T56
<b>HKR71222008</b>	For 1964-67 GM A-Body, LS with T56, TH4L80, TH4L85
<b>HKR71222024HKR-1</b>	For 1967-72 GM Full-Size Truck, LS with 4L80, TH400
<b>HKR71222024HKR-2</b>	For 1967-72 GM Full-Size Truck, LS with 4L60E, 6L80, 700R4
<b>HKRBHS507</b>	For 1999-04 Ford Mustang, Ford Coyote/GM LS with 4L60E, 4L70E, Powerglide, TKO, TH350
<b>HKRBHS525</b>	For 1972-93 Dodge Full-Size Truck/SUV 2WD, Gen III Hemi with 8HP70, 8HP90, 9HP75, NAG1, TR6060, TKX (Ford), 545RFE/46, or A727
<b>HKRBHS532</b>	For 1966-70 Mopar B-Body, Gen III Hemi with A727, NAG1, or 8HP70

Part No.	Description
<b>Crossmember Adapter Brackets</b>	
<b>HKR71223003</b>	Crossmember Adapter Bracket for 4L60, 4L70
<b>HKR71223018HKR</b>	Crossmember Adapter for 1979-93 Ford Mustang, Coyote with 4R79W, 4R75E, T45
<b>HKR71223019HKR</b>	Crossmember Adapter for 1979-93 Ford Mustang, Coyote with 6880, MT82
<b>HKR71223025HKR</b>	Crossmember Adapter for 1979-93 Ford Mustang, Coyote with TKO 500/600
<b>HKRBHS527</b>	Crossmember Adapter for 1972-93 Dodge D100/D150 2WD Truck, or 1987-04 Dodge Dakota 2WD Truck, Gen III Hemi with NAG1 6-Speed Automatic
<b>HKRBHS528</b>	Crossmember Adapter for 1972-93 Dodge D100/D150 2WD Truck, or 1987-04 Dodge Dakota 2WD Truck, Gen III Hemi with TR6060 6-Speed Manual
<b>HKRBHS529</b>	Crossmember Adapter for 1972-93 Dodge D100/D150 2WD Truck, or 1987-04 Dodge Dakota 2WD Truck, Gen III Hemi with 545RFE 5-Speed Automatic, 46RH or 46RE 4-Speed Automatic
<b>HKRBHS530</b>	Crossmember Adapter for 1972-93 Dodge D100/D150 2WD Truck or 1987-04 Dodge Dakota 2WD Truck, Gen III Hemi with A727 3-Speed Automatic
<b>HKRBHS536</b>	Crossmember Adapter for 1966-70 Mopar B-Body, Gen III Hemi with 8HP70





## Steering Shaft for LS-Swapped S10/Sonoma

Required for the installation of Hooker LS-Swap headers, these bolt-on steering shafts eliminate the stock rag joint. May also be used as a direct factory replacement. E-coated steel.



Part No.	Description
<b>HKR71223021</b>	Steering Shaft for 1994-2004 GM S-10/Sonoma
<b>HKR71223022</b>	Steering Shaft for 1982-93 GM S-10/S15/Sonoma and 1982-88 GM G-Body

## Exhaust Manifold Set

Cast iron exhaust manifolds feature a 2-1/2" outlet and are offered with multiple finishes and fitment options. Sold in pairs. Gaskets and hardware included.



Part No.	Description
<b>HKR8502</b>	LS, Natural Finish
<b>HKR8525-1HKR</b>	SBC, Rectangular Port, Silver Ceramic Coating
<b>HKR8525-3HKR</b>	SBC, Rectangular Port, Black Ceramic Coating
<b>HKR8527-1HKR</b>	SBC, Raised D-Port, Silver Ceramic Coating
<b>HKR8527-3HKR</b>	SBC, Raised D-Port, Black Ceramic Coating

## Stainless Steel Exhaust Headers

Hooker Blackheart long-tube headers are designed for LS and Gen III Hemi swaps. Natural finish stainless steel construction. Hardware included.



**NOTE:** Some applications may require use of Hooker Premium engine mounting brackets, sold separately.

Part No.	Description
<b>HKRBH13239</b>	LS Swap Headers, 1-7/8" Tubes, 3" Collector, for 1975-87 GM C-10/C20 2WD Trucks
<b>HKRBH13243</b>	LS Swap Headers, 1-7/8" Tubes, 3" Collector, for 1968-72 Narrow Frame GM C-10/C20 2WD Trucks and all 1973-74 GM C-10/C20 2WD Trucks
<b>HKRBH13253</b>	LS Swap Headers, 1-3/4" Tubes, 3" Collector, for 1975-87 GM C-10/C20 2WD Trucks
<b>HKRBH13285</b>	LS Swap Headers, 1-3/4" Tubes, 3" Collector, for 1968-72 Narrow Frame GM C-10/C20 2WD Trucks and all 1973-74 GM C-10/C20 2WD Trucks
<b>HKRBH2358</b>	Gen III Hemi Swap Headers, 1-7/8" Tubes, 3" Collector, for 1966-72 Mopar B-Body

## Driveshaft Loop for Gen III Hemi Swaps

### HKRBHS539

Bolt-on driveshaft loop is designed for Gen III Hemi swaps into 1966-70 Mopar B-Body cars. Black powder-coated steel. Hardware included.



HOOSIER RACING TIRE

## Pro-Street DOT Radial Tires

Pro-Street radials deliver the comfort and ride stability highway travel demands. Exclusive "Pro-Street" tread pattern distributes water away for better wet traction and stability. For the ultimate in style and performance, count on the Hoosier Pro-Street radial.

Part No.	Tire Size	Rim Width	Diameter	Section Width	Tread Width
<b>Front</b>					
<b>H0019050</b>	26 x 7.50 R-15 LT	5"-6"	25.875"	7.25"	5.25"
<b>Rear</b>					
<b>H0019200</b>	29 x 15.50 R-15 LT	10"-12"	29.5"	14.75"	12.125"
<b>H0019275</b>	31 x 12.50R-15 LT	8.5"-11"	31"	13.4"	10.3"
<b>H0019300</b>	31 x 16.50 R-15 LT	10"-12"	31"	15.625"	12.75"
<b>H0019350</b>	31 x 18.50 R-15 LT	12"-14"	31"	17.5"	14.125"



Plus UPS  
Freight Charges

## Quick Time DOT Tires

Hoosier Quick Time tires are designed for drag or pro-street competition where a street-legal DOT tire is required. The Quick Time's full, standard tread and soft compound offer maximum traction.

Part No.	Tire Size	Rim Width	Diameter	Circumference	Section Width	Tread Width
<b>Rear</b>						
<b>H0017110</b>	275/60D-15	8"-10"	27"	85"	11"	9"
<b>H0017125</b>	295/60D-15	8"-10"	29"	92"	12"	10"
<b>H0017140</b>	31 x 16.50-15 LT	12"-14"	30.9"	97"	17"	13"
<b>H0017150</b>	31 x 18.50-15 LT	14"-15"	30.9"	97"	18.6"	15"



Plus UPS  
Freight Charges



HOOSIER RACING TIRE

### Quick Time Pro DOT Tires

Engineered for heads-up, street-legal classes where a DOT-legal tire is mandatory. A true soft compound drag tire, ideal for NMCA competition. Not intended for daily street operation.

Part No.	Tire Size	Rim Width	Diameter	Circumference	Section Width	Tread Width
HOO17421	26 x 11.50-15 LT	8"-10"	26.4"	83"	10.8"	10"
HOO17500	27/10.5-15 LT	8-10"	27"	85"	10.6"	9"
HOO17510	27/11.5-15LT	8-10"	27"	85"	11.2"	10"
HOO17601	28/11.5-15 LT	8-10"	28"	88"	11.2"	10"
HOO17606	28 x 13.50-15 LT	10-12"	28"	88"	12.7"	11"
HOO17611	28/14.5-15 LT	10-12"	28"	88"	13.1"	12"
HOO17700	29/11.5-15 LT	8-10"	29.3"	92"	11.9"	10"
HOO17710	29/14.5-15 LT	10-12"	29.3"	92"	13.6"	12"
HOO17800	31/16.5-15 LT	12-14"	30.9"	97"	16"	13"
HOO17810	31/18.5-15 LT	14-15"	30.9"	97"	18.2"	15"
HOO17910	33/22.5-15 LT	15-16"	33"	104"	19.8"	17"



Plus UPS Freight Charges



Plus UPS Freight Charges

### DOT Drag Radials

DOT Drag Radials are designed to provide more traction than conventional bias ply "street" type tires.

Part No.	Tire Size	Rim Width	Diameter	Circumference	Section Width	Tread Width
HOO17335DR2	P335/35R-17	11-13"	25.6"	80.4"	13.6"	12.4"

Notes: DOT Labeled Hoosier Racing Tires meet Department of Transportation requirements for marking and performance only and are NOT INTENDED FOR HIGHWAY USE. It is unsafe to operate any Hoosier Racing Tire including DOT tires on public roads. The use of Hoosier Racing Tires on public roadways may result in loss of traction, unexpected loss of vehicle control, or sudden loss of tire pressure, resulting in a vehicle crash and possible injury or death.

## HOTCHKIS SPORT SUSPENSION

### 1964-67 GM A-Body

TVS suspension products for Chevelle, El Camino, Olds Cutlass, Buick Skylark, Pontiac GTO, etc.



Part No.	Description
HOT1102	Tubular Upper A-Arms, Stock Spindle
HOT1104	Tubular Lower A-Arms, Stock Spindle
HOT1302	Lower Trailing Arms
HOT1601	Tie Rod Sleeves
HOT1901F	Front Springs, 1" Drop, SBC
HOT1916F	Front Springs, 1" Drop BBC
HOT2202F	Sway Bar, Front
HOT79020002	1.5 Street Performance Shocks, Set Front and Rear

### 1967-69 GM F-Body

TVS suspension products for Camaro and Firebird.

Part No.	Description
HOT80015	TVS Complete Suspension Kit, Small Block
HOT1107	Tubular Upper A-Arms
HOT1109	Tubular Lower A-Arms
HOT1404	Convertible "X" Brace, 20" x 20"x 4"
HOT1906F	Sport Coil Springs, Big Block, Front Only (2" Lower)
HOT1907F	Sport Coil Springs, Small Block, Front Only (2" Lower)
HOT2207C	Sport Sway Bar, Front 1-1/8" and Rear 7/8" Set, Hollow
HOT2207F	Sport Sway Bar, Front Only, 1-1/8" Hollow
HOT2207RC	Sport Sway Bar, Rear Only, 7/8" Hollow
HOT2407C	Sport Leaf Springs (1-1/2" Lower)
HOT2413C	Sport Leaf Springs (3" Lower)
HOT4007	Coupe Sub-Frame Connectors
HOT4008	Convertible Sub-Frame Connectors

### 1968-72 GM A-Body

TVS suspension products for Chevelle, El Camino, Olds Cutlass, Buick Skylark, Pontiac GTO, etc. HOT1302 is recommended when using HOT2202.



Part No.	Description
HOT1102	Tubular Upper A-Arms, Stock Spindle
HOT1104	Tubular Lower A-Arms, Stock Spindle
HOT1202AA	Double Adjustable Upper Trailing Arms
HOT1302	Lower Trailing Arms
HOT1402	Trailing Arm Mount Braces
HOT1601	Tie Rod Sleeves, 1968-70
HOT1612	Tie Rod Sleeves, 1971-72
HOT1702	Trailing Arm Hardware, for HOT1302
HOT1803A*	Adjustable Rear Suspension Package
HOT1901	Spring Set, Front and Rear 1968-72 Small Block
HOT1901F	Front Springs (1" Lower), Small Block
HOT1901R	Rear Springs (1" Lower)
HOT1916F	Front Springs, 1" Drop BBC
HOT2282	Sway Bar Set, Front and Rear
HOT2282	Sway Bar Rear
HOT2202F	Sway Bar, Front
HOT79020002	1.5 Street Performance Shocks, Set Front and Rear

\* Includes upper trailing arms, lower trailing arms, trailing arm mount braces and hardware kit.

### 1970-81 GM F-Body

TVS suspension products for Camaro and Firebird.

Part No.	Description
HOT1106	Tubular Upper A-Arm
HOT1908F	Sport Coil Springs, Small Block, Front Only (2" Lower)
HOT1909F	Sport Coil Springs, Big Block, Front Only (2" Lower)
HOT2236	Sport Sway Bar Set, 1-3/8" Hollow Front, 7/8" Hollow Rear
HOT2236F	Front Sway Bar
HOT2408C	Sport Leaf Springs (1-1/2" Lower)
HOT2409C	Sport Leaf Springs 1974-81 Firebird 1-1/2" Lower
HOT4013	Sub Frame Connectors for 1974-81
HOT79020004	1.5 Street Performance Shocks, Set Front and Rear

## 1978-88 GM A/G Body

TVS suspension products for Malibu, El Camino, Monte Carlo, Cutlass, Regal, etc. HOT1301 is recommended when using HOT2201.



Part No.	Description
<b>HOT1301</b>	Lower Trailing Arms
<b>HOT1601</b>	Tie Rod Sleeves
<b>HOT1901R</b>	Rear Springs, 1" Drop

## 1967-72 GM C-10 Pickup



Part No.	Description
<b>HOT22108F</b>	Front Sway Bar

## 1968-74 GM X-Body

TVS suspension products for Nova, Ventura, Omega, and Apollo.



Part No.	Description
<b>HOT4009</b>	Sub Frame Connectors
<b>HOT1906F</b>	Sport Coil Springs, Big Block, Front Only (2" Lower)
<b>HOT1907F</b>	Sport Coil Springs, Small Block, Front Only (2" Lower)
<b>HOT2207F</b>	Sport Sway Bar, Front Only, 1-1/8"
<b>HOT2260</b>	Front (1-1/8") / Rear (7/8") Sport Sway Bar Kit
<b>HOT2407C</b>	Sport Leaf Springs (1-1/2" Lower)
<b>HOT1107</b>	Tubular Upper A-Arms
<b>HOT1109</b>	Tubular Lower A-Arms

## Chrysler/Dodge/Plymouth Products



Part No.	Description
<b>HOT22385F</b>	1967-72 Dodge A-Body Front Sway Bar
<b>HOT2255F</b>	1967-70 B-Body, Charger, Roadrunner, Super Bee, GTX Front Sway Bar
<b>HOT2255R</b>	Rear Sway Bar
<b>HOT4010</b>	Sub Frame Connectors
<b>HOT19367</b>	Torsion Bars
<b>HOT14366</b>	1970-74 E-Body, Challenger, 'Cuda Adjustable Strut Rods
<b>HOT23367</b>	Front Control Arm Sway Bar Mounting Bracket
<b>HOT79020015</b>	1.5 Street Performance Shocks, Set Front and Rear



## 1982-92 GM F-Body

TVS suspension products for Camaro and Firebird.



Part No.	Description
<b>HOT1301</b>	Lower Trailing Arms
<b>HOT1601</b>	Tie Rod Sleeves

## 1955-57 Chevy Sport Sway Bars

### HOT22105

Durable 1-3/8" front and 15/16" rear tubular sway bars are 60% stiffer than stock



bars with end links. Features TIG-welded construction and urethane bushings with grade 8 bolts. Bars offer more stability for improved traction and less body roll. Mounting hardware includes stainless steel U-bolts and laser-cut axle mounts. Easily installed.

## 1964 1/2-66 Ford Mustang

TVS suspension products for Ford Mustang.



Part No.	Description
<b>HOT14414</b>	Strut Rod Kit
<b>HOT1614</b>	Adjustable Tie Rod Sleeves
<b>HOT1930F</b>	Coupe Fastback/Conv Small Block Front Springs
<b>HOT22114F</b>	Front Sway Bar Set
<b>HOT22114R</b>	Rear Sway Bar Set
<b>HOT2430</b>	Coupe Fastback and Conv Sport Leaf Springs
<b>HOT4017</b>	Sub Frame Connectors
<b>HOT71020016</b>	Tuned 1.5 Street Performance Series Rear Shocks

## 1967-70 Ford Mustang

TVS suspension products for Ford Mustang.



Part No.	Description
<b>HOT1118U</b>	Upper A-Arms
<b>HOT14416</b>	1968-70 Mustang Adjustable Strut Rod Kit
<b>HOT1614</b>	Machined Adjustable Tie Rod Sleeves
<b>HOT22115</b>	1967-70 Mustang Sway Bar Set
<b>HOT22115F</b>	1967-70 Mustang Front Sway Bar Set
<b>HOT2431</b>	1967-70 Mustang Coupe Fastback and Conv Sport Leaf Springs
<b>HOT3018</b>	Lock Plate Kit
<b>HOT4017</b>	Sub Frame Connectors
<b>HOT71020016</b>	Tuned 1.5 Street Performance Series Rear Shocks

## 1964 1/2-66 Ford Mustang

TVS suspension products for Ford Mustang.



Part No.	Description
<b>HOT1117L-A</b>	Tubular Lower Control Arms w/Polyurethane Bushings, Pair
<b>HOT14414</b>	Strut Rod Kit
<b>HOT1614</b>	Adjustable Tie Rod Sleeves
<b>HOT1930F</b>	Coupe Fastback/Conv Small Block Front Springs
<b>HOT22114F</b>	Front Sway Bar Set
<b>HOT22114R</b>	Rear Sway Bar Set
<b>HOT2430</b>	Coupe Fastback and Conv Sport Leaf Springs
<b>HOT4017</b>	Sub Frame Connectors
<b>HOT71020016</b>	Tuned 1.5 Street Performance Series Rear Shocks

# HPBooks

## How-To Books

From carburetor tuning to complete engine rebuilds, HP has books for the novice or the seasoned professional. Every book is packed full of photos and illustrations.



HPPHP1566



HPPHP42



HPPHP36

Part No.	Description
HPPHP36	How to Rebuild Ford V8 Engines
HPPHP42	How to Hot Rod Big Block Chevys
HPPHP49	Turbocharger Handbook
HPPHP89	How to Rebuild Small Block Ford Engines
HPPHP473	Holley Carburetor Handbook (4150/4160)
HPPHP511	Turbo Hydramatic 350
HPPHP708	How to Rebuild Big Block Ford Engines
HPPHP755	How to Rebuild Big Block Chevy Engines
HPPHP1029	How to Rebuild Small Block Chevy Engines
HPPHP1052	Holley Carburetors, Manifolds, & Fuel Injection

Part No.	Description
HPPHP1190	How to Rebuild Big Block Mopar Engines
HPPHP1302	Big Block Mopar Performance Handbook
HPPHP1393	Rebuild Chevy LT-1/LT-4 Engines
HPPHP1400	Small-Block Chevy Engine Buildups
HPPHP1405	Hot-Rod Small-Block Mopar Engines
HPPHP1407	Chevy LSI/LS6 Performance
HPPHP1525	How to Rebuild & Modify Chrysler 426 Hemi Engines
HPPHP1528	Mopar Six-Pack Engine Handbook
HPPHP1555	Rebuild and Powertune Carter/Edelbrock Carburetors
HPPHP1559	Building Chevy LS Motors
HPPHP1566	Chevy LS Conversion



## Pistol-Grip

### Quarter Stick Shifters

The rugged pistol-grip handle is CNC-machined from aluminum and has a precise, snap-action switch that is ideal for operating a Hurst Roll Control, nitrous system, or trans brake. Controlled detent activation.



Transmission	Valve Body	Part No.
Powerglide (Aluminum Case Only)	Forward/Reverse	HUR316-2001
TH250, 350, 375, and 400	Forward	HUR316-2006
TH250, 350, 375, and 400	Reverse	HUR316-2001
Chrysler/AMC A727, A904	Reverse	HUR316-2014
Ford C-4, C-6	Reverse	HUR316-2014

## Aluminum Cover Kit

### HUR130-0041

Add a professional, finished look to Quarter Stick and Pistol Grip installations. Kit connects to shifter with quick-release pins (included) and may be used with the aluminum mounting plate kit. Does not fit Quarter Stick 2 or Pistol Grip 2.



## Classic Shifter Knobs

Knob is the original Hurst classic design and is solid high-gloss, high-strength plastic with an engraved inlaid shift pattern (1-3/4" diameter).



Thread Size	4-Speed (White)	5-Speed (White)
3/8"-16	HUR163-0003	HUR163-0008
3/8"-24	HUR163-0002	—
12mm x 1.75	—	HUR163-0014**

\*\* 2-1/4" diameter.

## Pistol Grip Handles and Sticks

### HUR538-8575

Handles and sticks are available for 1971-74 "B" and 1970-74 "E" body Mopars, console and non-console applications. Ideal replacements for original equipment, they feature simulated wood grain handles and angled levers.



## Neutral/Park Start Safety Switch

### HUR248-8600

Kit includes switch and mounting hardware for easy installation with all existing Quarter Sticks. (Newer Quarter Sticks and Pistol Grip Shifters have the switch already installed.) Fits front- and rear- exit cable shifters.



## Direct Fit T-Handles

### HUR153-0040

T-handles are quality die-cast aluminum 3/8"-16 thread size with polished finish and bold HURST identification.



## B-4 Boot And Plate

### HUR114-4580


Popular boot is adaptable to most shifter installations and includes chrome trim plate and mounting hardware. Measures: 3-1/2" x 4-1/2".



## Super Boot and Plate

### HUR114-7494

Designed for large-hole shifter installations, unit includes chrome ID plate and mounting hardware. Measures: 7-3/4" x 8-3/4".



## Shifter Stick Thread Size

### Reference Chart

Description	Stick Thread Size
<b>Hurst Shifters</b>	
Billet/Plus with Chrome Stick	3/8"-16
Billet/Plus with Black Stick	Factory Original
Comp/Plus (Early)	3/8"-24
Comp/Plus (Late) and OEM	3/8"-16
Pro-Matic Before 1987	1/2"-13
Pro-Matic Since 1987	3/8"-16
Quarter/Stick and Q/S 2	7/16"-20
V-Matic 2 Since 1987	3/8"-16
<b>OEM Shifters</b>	
Camaro 6 Speed Internal Rail with OEM Stick	16mm x 1.50
Firebird 6 Speed Internal Rail with OEM Stick	16mm x 1.50
Mustang 5 Speed Internal Rail with OEM Stick	12mm x 1.75
B&M Shifters, Most Automatic Shifters	1/2"-20



## Competition/Plus Shifters

Racetrack-proven design and reliability with a heat-treated linkage and adjustable gear stops to prevent overshifts and prolong transmission life. Bolt-on, chrome-plated stick has an attractive custom white knob. Complete with all hardware and easy to follow installation guide. For most popular 4-, 5-, and 6-speed transmissions.

Year/Model	Description	Transmission	Shifter Only	Installation Kit
Chevrolet				
1967-68 Camaro	With and without Console	Saginaw	<a href="#">HUR391-4339</a>	<a href="#">HUR373-4531</a>
1967-68 Camaro	With and without Console	Muncie	<a href="#">HUR391-4339</a>	<a href="#">HUR373-4529</a>
1969 Camaro	With and without Console	Muncie	<a href="#">HUR391-7438</a>	<a href="#">HUR373-7437</a>
1970-72 Camaro	With and without Console	Muncie	<a href="#">HUR391-6848</a>	<a href="#">HUR373-7897</a>
1973-74 Camaro	With Console	Muncie	<a href="#">HUR391-8791</a>	<a href="#">HUR373-8605</a>
1973-77 Camaro	With Console	Saginaw	<a href="#">HUR391-7438</a>	<a href="#">HUR373-8607</a>
1964-67 Chevelle/Malibu	With and without Console	Muncie	<a href="#">HUR391-7308</a>	<a href="#">HUR373-3163</a>
1968 Chevelle/Malibu	With and without Console	Muncie	<a href="#">HUR391-8014</a>	<a href="#">HUR373-3163</a>
1969-72 Chevelle/Malibu	With and without Console	Muncie	<a href="#">HUR391-8014</a>	<a href="#">HUR373-7834</a>
1978-79 Chevelle/Malibu	With and without Console	Saginaw	<a href="#">HUR391-8794</a>	—
1965-67 Chevy II/Nova	With and without Console	Muncie	<a href="#">HUR391-7308</a>	—
1968 Chevy II/Nova	With Console	Muncie	<a href="#">HUR391-4339</a>	<a href="#">HUR373-4529</a>
1968 Chevy II/Nova	Without Console	Muncie	<a href="#">HUR391-6848</a>	<a href="#">HUR373-4529</a>
1969-70 Chevy II/Nova	Without Console	Muncie	<a href="#">HUR391-6848</a>	<a href="#">HUR373-7131</a>
1969-79 Corvette	All	Muncie And BW	<a href="#">HUR391-7992</a>	<a href="#">HUR373-8611</a>
Ford				
1967-69 Mustang	390, 428, 429 V8 with and without Console	Ford T And C	<a href="#">HUR391-3180</a>	<a href="#">HUR373-5587</a>
1970-73 Mustang	302, 351 V8 with and without Console	Ford T And C	<a href="#">HUR391-3180</a>	<a href="#">HUR373-7637</a>
Oldsmobile				
1966 442	Without Console	Muncie	<a href="#">HUR391-7308</a>	<a href="#">HUR373-3163</a>
1978-79 442	With and without Console	Saginaw	<a href="#">HUR391-8794</a>	—
Plymouth				
1965-72 Belvedere/GTX	Without Console	New Process	<a href="#">HUR391-6789</a>	<a href="#">HUR373-4089</a>
1968-72 Roadrunner	Without Console	New Process	<a href="#">HUR391-6789</a>	<a href="#">HUR373-4089</a>
Pontiac				
1967-68 Firebird	With and without Console	Saginaw	<a href="#">HUR391-4339</a>	<a href="#">HUR373-4531</a>
1967-68 Firebird	With and without Console	Muncie	<a href="#">HUR391-4339</a>	<a href="#">HUR373-4529</a>
1969 Firebird	With and without Console	Muncie	<a href="#">HUR391-7438</a>	<a href="#">HUR373-7437</a>



## Universal Roll/Control HUR174-5000

With a stainless steel valve assembly and fully enclosed molded electrical coil for reliability. The finned housing helps dissipate heat. Fully rebuildable. Kit includes solenoid valve, switch, indicator light, fuse, mounting screws, and instructions.



## Quarter Stick Shifters

Excellent choice for an automatic transmission-equipped street driver that may see occasional drag strip action. A Quarter Stick is available to work with forward or reverse-pattern valve bodies, and each includes neutral safety switch and spring-loaded reverse-lockout mechanism.



## Roll/Control Adapter Fitting Kits

Adapter fitting kits simplify the installation of Roll-Control or Line-Loc systems in late model Camaros, Firebirds or Mustangs with metric brake line fittings.



Part No.	Year/Model
<a href="#">HUR567-1515</a>	1985-96 Chevrolet Corvette
<a href="#">HUR567-1516</a>	1983-93 Ford Mustang

Transmission	Valve Body	Part No.
Powerglide (Aluminum Case Only)	Forward/ Reverse	<a href="#">HUR316-0001</a>
TH 250, 350, 375, and 400	Forward	<a href="#">HUR316-0006</a>
TH 250, 350, 375, and 400	Reverse	<a href="#">HUR316-0001</a>
Chrysler/AMC A727, A904	Forward	<a href="#">HUR316-0009</a>
Ford C4, C6	Forward	<a href="#">HUR316-0009</a>
Chrysler/AMC A727, A904	Reverse	<a href="#">HUR316-0014</a>
Ford C-4, C-6	Reverse	<a href="#">HUR316-0014</a>

## Roll/Control Installation Kit

### HUR567-1510

Used for installation of most brake holding devices on American made vehicles. Includes brake lines and various brass fittings, connectors, adapters, unions, and plugs.





## Blackjack Shifter Kit for 1967 Camaro

### HUR391-2004

The Blackjack shifter places the shifter handle in the proper location for 1967 Camaros with a Tremec TKO 500/600 or TR3550 5-speed transmission. Features a chrome flat bar stick with white shift ball in a black anodized billet aluminum housing. Dual stick centering pins, hardened chromoly pivot pins, and a Delrin pivot ball ensure quiet, positive operation. Can be used with or without factory center console.



## Blackjack Short-Throw Shifter for Borg-Warner T5 Transmissions

### HUR391-6045

Designed specifically for the Borg-Warner T5 transmissions from 1982-95 GM S10/S15 trucks being used in transplant applications, this short-throw shifter offers smooth, precise shifts and easy installation. Features include a black anodized billet aluminum housing, a hardened chromoly stick adapter, dual stick centering pins, hardened chromoly pivot pins, and a Delrin pivot ball ensure quiet, positive operation. Includes mounting hardware.



# HushMat®

## Starter Kit

Kit has four 12" x 12" sheets of HushMat Ultra (4 square feet) and is available with black or silver foil. A starter kit is perfect for treating a single panel or treating a repair. Excellent for treating a door, quarter panel or hot tunnel.



Part No.	Description
HMT10151	Silver Starter Kit
HMT10150	Black Starter Kit

## Hoodliner Insulating Kit

### HMT50100

A constrained-layer damper that uses foil film to reflect heat away from the hood and custom paint job. The liner adheres with high-temp butyl polymer adhesive rated to 400°F and conforms beautifully to the contours of the hood surface. Contains six 12" x 23" Sheets.



## Trunk Kit

Kit has ten 12" x 23" sheets of HushMat Ultra (19 square feet) and is available with black or silver foil. A trunk kit effectively treats the trunk floor, spare tire well, rear quarter panels and rear deck. This eliminates road noise, vibration and exhaust noise entering the vehicle through the trunk.



Part No.	Description
HMT10301	Silver Trunk Kit
HMT10300	Black Trunk Kit

## Floor/Dash Kit

Kit has twenty 12" x 23" sheets of HushMat Ultra (39 square feet) and is available with black or silver foil. A floor/dash kit treats the front of the dash panel, driver front and rear floor, passenger front and rear floor, and tunnel. This reduces heat and eliminates vibration entering through the dash and floor.



Part No.	Description
HMT10401	Silver Floor/Dash Kit
HMT10400	Black Floor/Dash Kit

## Door Kit


Kit has ten 12" x 12" sheets of HushMat Ultra (10 square feet) and is available with black or silver foil. A door kit effectively treats two doors, covering 65% of the door skin surface area.



Part No.	Description
HMT10201	Silver Door Kit
HMT10200	Black Door Kit

## Bulk Kit

Kit has thirty 12" x 23" sheets of HushMat Ultra (58 square feet) and is available with black or silver foil. A bulk kit is enough to treat a mid-size or smaller vehicle covering approximately 60% of the sheet metal surface area.



Part No.	Description
HMT10501	Silver Bulk Kit
HMT10500	Black Bulk Kit

## Silencer Megabond™ Foam

Silencer Megabond foam insulates against heat and high-frequency sound, and is backed with an aggressive butyl-based adhesive.



### 1/2" Thick Silencer Megabond

#### HMT20300

Includes four 12" x 23" sheets (8 square feet) for treatment of high thermal transfer areas of the vehicle interior (hot firewalls, tunnels, and trunk floors). Sticks to sheet metal or directly onto aluminum surface of HushMat Ultra for a cool and quiet interior.

### 1/4" Thick Silencer Megabond

#### HMT20200

Includes two 23" x 35" sheets (11.5 square feet) for reducing heat transfer and quieting wind noise (back of door trim panels and back of the headliner).

## Hush Pro Roller

### HMT90100

Use this flexible, translucent installation tool to apply HushMat hood insulation kits.



## Universal LS/LT Heater Core Hose Set

**ICT551065**

A must for LS/LT swaps that retain the heater core. Designed to work with OEM water pump outlet sizes, this set includes a 5/8" I.D. hose and a 3/4" I.D. hose. 60" length.



## Universal LS/LT Swap Remote Coil Ignition Wire Set


**ICT551083**

This universal kit will create a complete ignition wire set for LS/LT powerplants, regardless of the coil locations. Kit includes (8) 60" long spiral core 8mm ignition wires with 135° coil ends, (8) 90° spark plug boots with terminals, and (8) straight spark plug boots with terminals. Works with standard spark plug wire crimper. Made in the USA.



## Transmission Adapter Fitting

Replaces factory quick disconnect hard lines. GM TH400/TH350/4L60E/4L80E and Ford AOD CR5/4R70W applications.



Part	Description
ICT551114	1/4" NPSM to -6AN Hose, Pair
ICT551124	-6AN to -6AN Flare, Pair

## SBC to LS Heavy-Duty Engine Mount Adaptor

**ICT551128-301**


Positions an LS-powerplant in the same crankshaft position as the small block Chevy. Aerospace-grade billet aluminum plates bolt directly to the small block Chevy engine mounts. Actual motor mounts not included. Made in the USA.



## LS Harmonic Balancer Installation Tool

**ICT551141**

Compatible with all 1997-newer LS/LT series engines. Tool includes threaded stud, washers, and a flange nut.



## LS Harmonic Balancer Removal Tool

**ICT551329**

The three-jaw puller attaches to the rear balancer tangs, allowing for removal of harmonic balancer. Tool includes puller, threaded screw, and three dowels.



## LS Engine Oil & Coolant Sensor Gauge Master Adapter Kit

**ICT551156**

Adapters allow the use of all SBC/BBC sensors in all LS-series powerplants. Made from aerospace grade billet aluminum. The 6-piece kit includes the following adapters: M16-1.5 male to 1/8" NPT (oil pressure), M16-1.5 male to 1/4" NPT (oil pressure), M12-1.5 male to 1/8" NPT (coolant temperature sensor), M12-1.5 male to 3/8" NPT (coolant temperature sensor), extended length M12-1.5 male to 3/8" NPT (coolant temperature sensor), and M12-1.5 male to 1/2" NPT (coolant temperature sensor).



## TH350/400 Converter Hub-to-LS1 Flexplate Crankshaft Adapter

**ICT551165**

This steel hub adaptor allows a Powerglide, TH400, 4L80E, TH350, 2004R, 700R4, 4L60, and 4L60E (from non-LS engine) torque converter snout to mate with a LS/LT powerplant.

**Note:** Not required for 99-00 6.0L.



## LS Extended-Length Water Temperature Sensor Adaptor

**ICT551179L**

Adapts SBC/BBC (3/8" NPT) coolant temperature sensors to fit into LS series cylinder head. Extends 1.7". Aerospace billet aluminum. Made in the USA.



## LS Truck Oil Drain Adapter

**ICT551208**


Allow use of -10AN male adapter to add oil pan drain hose.



## LS Cathedral Port Cylinder Head to Rectangular Port Intake Manifold Adapters

**ICT551316**

Exclusively for cathedral cylinder heads and adapts to rectangular port intakes, supercharger, or blower. The kit includes (2) 1.2" thick adapter plates, O-rings, and 70mm bolts with sealing washers. Aerospace billet aluminum. Made in the USA.



## SBC to 2014-Newer LT/LT1 Engine Swap Brackets

### ICT551363X

Allows a LT-series engine to be bolted into a vehicle that was originally built with a small block Chevy. The billet aluminum plates move the crankshaft centerline up 0.72." Includes two plates, (8) flat-head bolts, and (6) flanged M10-1.5 bolts. Made in the USA.



## LS1/LS6 Fuel Injector Spacer Set

### ICT551371

Typically used when swapping an LS1 or LS6 intake into an LS-powered truck. Adds 17.3mm (0.69") to the injector length. The set of eight billet aluminum spacers is made in the USA.



## LSA/LS9/LT4 Supercharger MAP Port Plug

### ICT551383

The billet aluminum plug fits both MAP sensor ports. Plug includes bolt and O-ring. Made in the USA.



## 75mm LS Throttle Body Adapter

This aluminum plate for 75mm throttle body adapts a 4-bolt intake to a 3-bolt throttle body. Includes gasket.



Part	Description
ICT551511XG	Drive by Cable, 75mm
ICT551513	Drive by Wire and Drive by Cable, 92mm tapers to 75mm
ICT551567	Drive by Wire, Compatible up to 102mm Intake Manifold

## LS Truck Alternator & Power Steering Kit

### ICT551519X-3


This set of components relocates the alternator to the driver's side of the engine and moves the power steering pump one inch closer to the engine on 1999-14 GM trucks equipped with an LS-powerplant. Kit includes billet aluminum bracket, idler pulley, and mounting hardware.



## LS/LT/Gen 5 LT1/LS3 Remote Mount Coil Relocation Brackets

### ICT551532

Ideal for turbocharged applications. Only fits D580 and D510C coils. Kit includes two sets of billet aluminum brackets with necessary bolts, and spacers. Coils not included. Made in the USA.



## Oil Pressure Relocation Adapter

Billet aluminum adapter with hardware.




Part	Description
ICT551534	LS/LS1 (Except GTO Front Sump Oil Pans and LS4 Oil Pans)
ICT551541	LS Truck, G8, & LS3 Camaro Oil Pans with Dual 1/8" NPT Ports

## Small Block Chevy Valve Cover Adapters

### ICT551542

Allows 1955-86 Chevy perimeter bolt valve covers to bolt-on 1987 and newer small block Chevy center bolt applications. Billet aluminum. Not for use with full roller rocker arms.





## LS-Engine MAF Sensor Bung

**ICT551545**

Billet aluminum. Radius cut to accept 4-inch tubing. Compatible with GM LS3/LS7 and LT as well as Ford Coyote. Includes two bolts. Each.



## Oxygen Sensor Bung & Plug Set

**ICT551548**

M19-1.5 mild steel oxygen sensor plug and bung. Set includes two bungs and two plugs. Made in the USA.



## LS Gen IV Valley Pan Cover Plate for DOD Delete

**ICT551605**

Billet aluminum O-ringed cover plate is compatible with Gen IV LS engine blocks. No need to drill, tap, or plug DOD oil port. Must relocate oil pressure sensor. Includes O-rings, stainless steel bolt, and valley pan. Made in the USA.



## LS1 Turbo Oil Port Adapter

Used for an oil pressure sensor or turbocharger oil feed line. This plate is compatible with all LS oil pans, except GTO front-sump oil pans, dry-sump oil pans (LS7, LS9, etc), and LS4 oil pans. The billet aluminum plate has a 1/8" NPT port and includes an O-ring and mounting bolts. Made in the USA.



Part	Description
<b>ICT551608</b>	Oil Supply Port
<b>ICT551621</b>	Oil Cooler Port

## Billet LS Valley Pan Cover Plate

Designed specifically for Gen III LS powerplants, this billet aluminum valley pan cover plate and is packaged with stainless steel mounting bolts. Gasket not included. Made in the USA.



Part	Description
<b>ICT551629</b>	Gen III, Knock Sensor Delete
<b>ICT551629G</b>	Gen III, Knock Sensor Delete, with Gasket
<b>ICT551646</b>	Gen IV, DOD Delete, Requires 1/8" NPT Plugs

## LS Engine-Transmission Bell Housing Bolt Set

**ICT551652**


Fits all compatible GM automatic and manual transmissions. The zinc-coated Grade 10.9, JIS head bolts are 35mm long. Torque specification: 37 ft./lb. Quantity 8.



## LS Coil Bracket Set for D581 Coils

**ICT551654**

This pair of billet aluminum brackets will mount D581 coils 1-1/8" lower toward the center of the valve cover from the original factory location. Not compatible with LSA or LS9 valve covers. Made in the USA.



## LS1 Dual Oil Feed Plate

**ICT551666**

Heavy-duty 1/2" thick aluminum plate with two 1/8"-27 NPT ports. O-ring and mounting bolts.



## LS1 Camaro Low-Mount Alternator Bracket

**ICT551667EWP-2**

Designed for 1998-02 Camaro LS1 applications with electric or remote water pump, this billet aluminum low-mount alternator bracket includes tensioner, idler pulley, and necessary hardware. Made in the USA.



## LS Truck Low-Mount Alternator Bracket Kit

**ICT551668-3**

Designed for LS3/L99 truck and SUV applications, the kit includes two billet aluminum brackets, and idler pulley, and necessary hardware. Made in the USA.



## LS Coolant Steam Crossover Hose Kit


**ICT551675**

Installs on the front or rear of the cylinder heads. This kit includes a passenger side adapter with two 1/8" NPT ports, a driver side adapter with one 1/8" NPT port, as well as (2) O-rings, (2) coolant ports, one 1/4" hose barb fitting, and stainless braided hose. Adapter is made from billet aluminum. Made in the USA.



## LS-Series Oil Pan Bolt Set ICT551680

This set of 15 clear zinc-coated grade 10.9 flanged steel bolts for 1997-14 LS Series engines is made in the USA.



## LS1 Starter Bolt Kit ICT551681

This clear zinc-coated, grade 10.9 three-bolt set, two long and one short, is designed to accommodate factory-style starters. Made in the USA.



## LS1 Camaro to Truck Water Pump Adaptor Swap Kit ICT551690-71

Used for mounting 1998-02 LS1 Camaro water pumps onto LS Truck/SUV applications. The .70" wide billet aluminum adapters keep belt properly aligned. The kit includes (2) spacers, (4) gaskets, a 1/8" NPT steam port plug, and necessary bolts. Made in the USA.



## LS Coolant/Steam Port Crossover Kit ICT551692

Works with all LS-series engines. Kit includes two billet aluminum threaded coolant ports and plugs as well as (4) bolts, (4) O-rings, and a steel braided hose.



## LS Coolant/Steam Port Block Off Plate Set ICT551693

Works with all LS-series engines. Set includes two billet aluminum block off plates, bolts, and O-rings. Set of two.




## LS Coolant/Steam Port Crossover Kit ICT551694H

Works with all LS-series engines. Kit includes two billet aluminum threaded coolant ports, two bolts, two O-rings, and a braided steel hose.



## LS/LT Header Installation Bolt Set ICT551696

This set of metric flanged header installation bolts is compatible with all 1997 and newer LS and LT series engines. Clear zinc-coated grade 10.9 steel bolts. Set of 12.



## LS/LT Heater Core Delete Hose ICT551699

The specially designed molded rubber hose is designed to loop the heater hose outlets on a LS/LT water pump when the heater core is not needed.



## LS Front Motor Plate

One-piece 1/4" thick aluminum front motor plate designed for LS-series applications. 14" tall x 36" wide.



Part	Description
ICT551802	Lightened
ICT551805	Standard

## V8 Chevy Mid Plate ICT551804

Compatible with all V8 Chevy powerplants. 1/4" thick x 12" tall x 36" wide.



## LS Oil Pump Pickup Girdle ICT551910

This improved design supports the oil pump pickup flange with two bolts (OE design uses only one). Billet aluminum constructed girdle bracket includes the two mounting bolts. Made in the USA.



## TH350 Kick-Down Cable Plug ICT551916

This billet aluminum plug is needed on TH350 transmissions with a manual valve body when a detent cable being used. Include bolt and O-ring. Made in the USA.



## LS/LT Crankshaft & Damper Drill Pinning Fixture

### ICT551917

Strengthen and minimize slip with this crankshaft and damper drill pinning fixture. A must when adding a supercharger. Compatible with Gen III, IV, and V powerplants. The kit includes the drill sleeve fixture, a high-grade drill bit, tool hold-down bolt, and (4) 1/4" diameter dowel pins. Made in the USA.



## LS Flexplate Bolt Set

### ICT551926

LS1/2/3/6 and 7 series powerplants with 6-bolt crankshaft. Six high-strength grade 12.9 bolts. Made in the USA.



## Top Radiator Hose Steam Port Adapter

Adds a 1/8" NPT port into the LS engine top radiator hose. Ideal for steam port recirculation or gauge sensor mounting. Billet aluminum. Made in the USA.



Part	Description
ICTAN627-20X125	1-1/4" to 1-1/4" Hose Barb
ICTAN627-20X125	1-1/4" to 1-1/2" Hose Barb

## M16-1.5 to -4AN Turbocharger Oil Feed Adapter

### ICTAN816-04-M16

Works with all LS-series powerplants. Supplies oil to turbocharger. Billet aluminum. Made in the USA.



## Fuel Injector Harness Adapter

Electrical wire connections for USCAR EV6 fuel injectors. Assembled with OEM tooling. Made in the USA. Set of eight.



Part	Description
ICTWAINJ31	Jetronic EV1 style connector to USCAR EV6 Injectors
ICTWAINJ32	Mini Delphi Multec 2 Harness to USCAR EV6 Injectors

## Harness Adapter LS Gen III to Gen IV Map Sensor

### ICTWAMAP31-6

6" long plug and play adapter harness.



## Extended Length LS Coil Wire Harness

### ICTWEC0130

Ideal for relocating coils under the engine. Compatible with LS1, LS2, LS3, LQ4 and LSX (Gen III and Gen IV) powerplants. OEM grade TXL wire. 24" long. One per coil.



## Coil Wire Harness Extension

### ICTWEC0134-30

Ideal for creating a custom look. Compatible with LS2, LS3 (Gen II and Gen IV) powerplants. Not compatible with LS1 Camaro D580 coils. TXL wire. 30" long. One per engine bank.



## Steering Columns

All columns have a 2" diameter tube and 1" DD lower shaft unless noted otherwise.



Part No.	Description
<b>Universal Paintable Steel Steering Columns</b>	
IDI1010280010	28" Steel Non-Tilting Column, No Shifter
IDI1120300010	30" Steel Tilting Column, No Shifter
IDI1120320010	32" Steel Tilting Column, No Shifter
IDI1130330010	33" Steel Tilting Column with Shifter
IDI1130350010	35" Steel Tilting Column with Shifter
<b>Universal Chrome Steel Columns</b>	
IDI1120320020	32" Chrome Steel Tilting Column, No Shifter
<b>Universal Black Powder Coated Steering Columns</b>	
IDI1120300051	30" Steel Tilting Column, No Shifter
IDI1120320051	32" Steel Tilting Column, No Shifter





### 30" Classic Column IDI1011300010

The steel-finished Classic is a straight steel column for the traditional street rod. With a 1-3/4" diameter tube and 3/4" 36-spline, the column accepts standard steering wheel adapters, but looks best with 3-, 5-, or 6-bolt Corvette adapter. The column is wired for turn signals, four-way flashers, and horn using a 3-7/8" GM-style plug.

### Old School Steering Column IDI1012360010

Old School cut-to-length column is a sleek design, perfect for roadsters. It is 36" but can be cut down to as short as 6". Paintable finish. Made in the USA.



### PRO-Lite Steering Column

Weighing under six pounds, this steering column is loaded with great features for both the street and racetrack. Driver safety is enhanced with five inches of collapsibility and designed to work with most quick release steering wheel hubs. Other features include turn signals, four-way flashers, wiring for a horn, and Ididit's plug-in wiring connectors. Columns are manufactured for specific vehicle applications, with a durable matte black finish. Steering wheel adapters sold separately. Made in USA.



Part No.	Description
IDI1350680056	1967-68 Camaro
IDI1350642056	1965-66 Mustang
IDI1350646056	1962-66 Nova
IDI1350790056	1969 Camaro
IDI1350860056	1970-75 Camaro

### Steering Column Mounts



Steel Column Drop, Weld-On Style

Adjustable Floor Mount



Adjustable Floor Mount with Trim Kit

Part No.	Description
<b>Column Drops</b>	
IDI2302470040	2" Column Drop, 2-1/2" Polished
IDI2303470040	2" Column Drop, 3-1/2" Polished
IDI2302370040	2-1/2" Column Drop, 2-1/4" Polished
IDI2302370030	2-1/2" Column Drop, 2-1/4" Brushed AL
<b>Adjustable Floor Mounts</b>	
IDI2400300010	Adjustable Floor Mount for 1-3/4" Dia. Column
IDI2401300010	Adjustable Floor Mount for 2" Dia. Column
IDI2401800010	Adjustable Floor Mount with Trim Kit for 2" Dia. Column
IDI2402300010	Adjustable Floor Mount for 2-1/4" Dia. Column
<b>Black Boot</b>	
IDI2405810010	Black Boot for Trim Kit
<b>Drop Under Dash Mounts</b>	
IDI2302680010	2-1/2" Drop under Dash Mount
IDI2310000040	GM 1969 or Newer 2" Column Drop, Polished AL
IDI2301050010	1947-54 Chevy Truck Dash Bracket
IDI2302170030	GM 2-1/2" Column Drop, 2-3/8" Brushed AL
IDI2310000040	GM 1969 or Newer Underdash Mount 2" Column Drop, Polished AL

### Collapsible Underdash Mount IDI2301310010

Designed specifically for use with Ididit's collapsible series steering columns, these mounts feature aluminum release blocks that will slip or release in an impact to allow the mount to collapse forward away from the driver along with the rest of the steering system.



### Sidestep

Safely and easily relocate the position of the steering shaft to provide added clearance under the hood, or in the cab for more leg room. Made of aircraft-grade billet aluminum, the Sidestep uses a double roller chain that withstands 10x the OEM failure load, based on in-house testing. The Sidestep measures 3" wide x 2" deep (not including splines), with 3/4"-36 spline output shafts and a choice of 8", 12", or 16" lengths, and is available with raw or polished aluminum finish.



Part No.	Desc.	Size	Finish
IDI2805080030	Sidestep Steering Box	8"	Raw Aluminum
IDI2805120030	Sidestep Steering Box	12"	Raw Aluminum
IDI2805160030	Sidestep Steering Box	16"	Raw Aluminum

### GM Replacement Column Drop IDI2310000030

A direct replacement for the unattractive stock column mounts found in 1969 and later cars and trucks. Easy to install. Has a brushed finish.



### Collapsible Floor Mount with Plate

Mount an Ididit collapsible steering column to the floor or firewall. Can be installed on either side of the body. Made of steel.



Part No.	Description
IDI2401110010	1-1/2" Collapsible Floor Mount with Plate
IDI2401010010	2" Collapsible Floor Mount with Plate

### Swivel Ball Style Aluminum Lower Column Mounts

Part No.	Description
IDI2401500040	2" I.D. Polished Aluminum Swivel Ball Floor Mount
IDI2402500040	2-1/4" I.D. Polished Aluminum Swivel Ball Floor Mount



### Cable Operated Column Shift Linkage IDI2802000010

The solution to the clearance problems encountered when building a hot rod. Versatile cable-operated shifting mechanism will attach to the bottom of most aftermarket columns. This kit is for a 2-1/4" diameter column and works with all GM transmissions except Powerglide.





IDI1140680051



## Retrofit Steering Columns

Make it a full restoration by adding a new steering column. Application specific. Easy to install: just remove the old column, save the original dash and mounts, connect to the old wiring harness and the job is done. Standard features include: tilt, self-cancelling turn signals, 4-way flashers, knobs, handles, and wiring connectors

Year/Model	Shaft Size	Floor Shifter Columns			Column Shifter Columns		
		Paintable Steel Column	Black Powder Coated Column	Chrome Column	Polished Aluminum	Paintable Steel Column	Black Powder Coated Column
<b>Chevrolet</b>							
1959-60 Impala/El Camino	3/4"-36			IDI1120600020			
1962-66 Nova	3/4"-36		IDI1120646051	IDI1120646020			
1965-66 Impala	3/4"-36			IDI1120660020			
1967-68 Camaro/Firebird	1"-48	IDI1120680010	IDI1120680051	-		-	-
1969 Camaro	3/4"-36	-	IDI1520790051*	IDI1520790020*		-	-
1964-65 Chevelle/El Camino/GTO	1"-48	IDI1120640010	-	-		-	-
1967-68 Chevelle/El Camino/GTO	1"-48	IDI1120680010	-	-		-	IDI1140680051
1969-72 Chevelle/El Camino/GTO	1"-48	IDI1520690010*	IDI1520690051*	-		-	-
1963-66 Corvette	3/4"-36	-	IDI1120770051	-		-	-
1967 Corvette	1"-48						IDI1300710051
1969-76 Corvette	Extendable 3/4" DD		IDI1520710051*				
1967-72 Chevy Truck	3/4"-36	-	IDI1120657051	-	IDI1070658040	IDI1140657010	IDI1140657051
1967-72 Chevy Truck with Rack						IDI1140658010	
1947-54 Chevy Truck	-	IDI1120651010**	-	IDI1120651020		-	-
1955-59 Chevy Truck	-	IDI1120652010**	-	-		IDI1140652010**	-
1955-59 Chevy Truck	-	IDI1120651010	-	-		-	-
1960-66 Chevy Truck	-	IDI1120650010	-	-		-	-
1963-64 Impala	3/4"-36 Lower Shaft	-	-	IDI1120670020		-	-
<b>Jeep</b>							
1976-86 with Key	1" 48 Lower Shaft	-	-	IDI1520800020	-	-	-
<b>Ford</b>							
1965-66 Mustang with Rack	3/4"-36	IDI1120644010	IDI1120644051	-		-	IDI1120647151
1967 Mustang with Rack	3/4"-36	IDI1120645010	IDI1120645051	-		-	-
1969 Mustang	3/4"-36	IDI11300646010	-	-		-	-
1968-69 Mustang	3/4"-36	-	IDI1300644051	-		-	-
1965-66 Ford 1/2 Ton Truck	3/4"-36 Lower Shaft	IDI1170825010					IDI1130821051
1967-72 Ford 1/2 Ton Truck with Power Steering	3/4"-36 Lower Shaft	IDI1170740010	-	-		IDI1130741010	IDI1130741051
1967-72 Ford 1/2 Ton Truck with Manual Steering	3/4"-36 Lower Shaft		IDI1130731051			IDI1130731010	
1973-77 Ford 1/2 Ton Truck	3/4"-36 Lower Shaft					IDI1130751010	IDI1130751051
1978-80 Ford 1/2 Ton Truck	3/4"-36 Lower Shaft						IDI1130811051
<b>Plymouth</b>							
1970-74 Cuda/Challenger	3/4"-36	-	IDI1620810051*	-	-	-	-

\* Includes column ignition switch. <sup>1</sup> Uses stock Mustang wheel and wiring harness \*\* Includes DD Lower Shaft

## Steering Column Shift Indicators

Made from high-quality acrylic, this easily installed indicator is inexpensive and works great.



IDI2600200051

Part No.	Description
IDI2600000010	Clear Shift Indicator for 3-Speed Automatic Transmission
IDI2600050010	Clear Shift Indicator for 4-Speed Automatic Transmission
IDI2600200020	3-Speed Indicator with Chrome Housing
IDI2600200051	3-Speed Indicator with Black Housing
IDI2600250020	4-Speed Indicator with Chrome Housing
IDI2600250051	4-Speed Indicator with Black Housing

## Column Dress-Up Kit and Dash Knobs

Deco-style knobs have a stepped appearance and look like they are right out of the 1930s, while the standard knob is a simple tapered style.



IDI2500000040

Part No.	Description
<b>Column Dress-Up Kits</b>	
	Standard Style Column Dress-Up Kit.
IDI2500000020	Includes Turn Signal Knob and Lever, Tilt Knob and Lever, and 4-way Flasher Button, Chrome Plated
<b>Dash Knobs</b>	
IDI2503100040	1/4" Bore, Polished Aluminum



## Steering Column Accessories

Year/Model	Description	Part No.
1969 Camaro With Ignition	Rag Joint for Mating 3/4"-36 Column to 3/4"-30 Manual Box	<b>IDI3000053431</b>
1969-73 Nova With Ignition	Rag Joint for Mating 3/4"-36 Column to 3/4"-30 Manual Box	<b>IDI3000053431</b>
1955-68 GM	Horn Kit for Mating 1955-68 GM Stock Steering Wheel to Ididit Column	<b>IDI2612100040</b>
	Installation Kit U-Joint Manual Box 3/4DD x 3/4"-36	<b>IDI3000013449</b>



IDI3000053431

## Steering Wheel Adaptors

Ididit steering wheel adaptors allow installation of 3, 5, 6, or 9-bolt steering wheels on the tapered, splined top shaft of a steering column. Designed to fit all Ididit columns, as well as most 1969 or newer GM passenger cars, they secure in place with a single nut, and include a horn wire for most applications.

### 9-Bolt Adaptors

9-bolt pattern adaptors fit aftermarket steering wheels from Lecarra, Billet Specialties, Budnik, Colorado Custom, and others.

Description	Brushed AL	Polished AL
Standard No Horn	—	<b>IDI2201300040</b>
Standard with Horn	<b>IDI2201310030</b>	—



IDI2201300040

### 5 and 6-Bolt Adaptors

5-bolt adaptors for Grant and 6-bolt adaptors for Lecarra steering wheels include a horn button. Corvette 6-bolt adaptors do NOT include a horn button because one is integrated into the steering wheel.

Description	Brushed AL	Polished AL	Chrome AL
6 Bolt Lecarra	<b>IDI2201300030</b>	—	<b>IDI2202310020</b>
6 Bolt Nardi	<b>IDI2202340030</b>	—	
6 Bolt 1956-62 Corvette	—	<b>IDI2202360040</b>	
5 Bolt Universal	<b>IDI2207310030</b>		



IDI2202360040

### 3-Bolt Adaptors

Common applications for standard 3-bolt adaptors include Grant and Wheel Shoppe.

Description	Brushed AL	Polished AL
3-Bolt Standard	<b>IDI2208310030</b>	<b>IDI2208310040</b>



IDI2208310030

## Quick-Release Steering Hub

Quick-release steering hubs make mounting and removal of the steering wheel fast and easy, improving entry and exit from the vehicle.

Part No.	Description
<b>IDI5010000015</b>	5-Bolt 3/4 Smooth Kit
<b>IDI5010000019</b>	5-Bolt OE Chevy Kit
<b>IDI5010000020</b>	5-Bolt OE Ford Kit
<b>IDI5010000018</b>	6-Bolt 3/4 Smooth Kit
<b>IDI5010000022</b>	QRSH 6-Bolt OE Chevy Kit
<b>IDI5000001020</b>	3-Bolt Squeeze-Style Quick-Release Hub 1/4-28
<b>IDI5000001060</b>	5-Bolt OE-Type Quick-Release Hub
<b>IDI5000001050</b>	5-Bolt Squeeze-Type Quick-Release Hub
<b>IDI5000001070</b>	6-Bolt OE-Type Quick-Release Hub
<b>IDI5000001040</b>	6-Bolt Squeeze-Type Quick-Release Hub



IDI5010000012



### Performance Drop Column Mount

Designed for use with tube chassis or rollcage equipped vehicles utilizing a Pro-Lite or 2" diameter steering column. Mounts to 1-3/4" or 1-5/8" diameter tubing. Billet aluminum construction with required stainless steel hardware. Black anodized finish.



Part	Description
<a href="#">IDI2320300050</a>	3" Drop
<a href="#">IDI2320550050</a>	5-1/2" Drop
<a href="#">IDI2320800050</a>	8" Drop

### Horn Relay

[IDI2620000013](#)

12-volt. 3 pin.



### GM Turn Signal Switch Harness

[IDI2620000101](#)

Replacement turn signal switch harness for GM ididit steering columns.



### GM Shift Linkage Cable Kit

[IDI2801050010](#)

For use with ididit GM 2" column to GM transmission. Kit includes 72" long standard shift cable, brackets, and hardware.



### Billet Lever Kits

Machined from 6061 Billet Aluminum, these kits are designed for quick and easy installation. Each kit comes with a turn signal lever, tilt lever, 4-way flasher knob, and installation hardware.



Part No.	Description
<b>Grip Style</b>	
<a href="#">IDI2500300030</a>	Brushed Aluminum
<a href="#">IDI2500300051</a>	Black Anodize
<a href="#">IDI2500300060</a>	Gold Anodize
<b>Truss Style</b>	
<a href="#">IDI2500310030</a>	Brushed Aluminum
<a href="#">IDI2500310051</a>	Black Anodize
<a href="#">IDI2500310060</a>	Gold Anodize

### 1964-66 Ford Mustang Column Dash Mount

[IDI2312310010](#)

Two-piece dash mount. Natural steel.



### Shift Indicator



Part No.	Description
<a href="#">IDI2600150010</a>	4-Speed, P-R-N-D-1-2, Clear Acrylic Indicator
<a href="#">IDI2600270030</a>	1992 & Newer Ford AODE, P-R-N-D-3-2-1, Aluminum Housing with Clear Acrylic Indicator

### Rag Joint Flexible Steering Coupler



Part No.	Description
<a href="#">IDI3000053449</a>	3/4" -36 Spline x 3/4" Double-D
<a href="#">IDI3000053434</a>	3/4" -36 Spline x 3/4"-36 Spline

### Cruise Control Steering Column Lever

[IDI3100005024](#)

Rosta cruise control steering column lever for 1982 and earlier ididit GM steering columns.



### Steering Column Wiring Harness Kit

This harness allows the ididit steering column to be used with the vehicle's factory wiring. The kit has the added convenience and safety of a 4-way flasher.



Part No.	Description
<a href="#">IDI3100035775</a>	1955 Chevy/1953-62 Chevy Corvette
<a href="#">IDI3100035785</a>	1957-58 Chevy
<a href="#">IDI3100037616</a>	1959-62 Chevy/1963 Chevy Corvette

### Cruise Control Kits

[IDI3100010000](#)

Rostra electric servo unit uses solid-state electronics for accuracy and reliability. Servo and control unit are small enough to fit under any dash. Kits include pulse generator and control handle. For computerized engines



### 1967 Ford Mustang Column Floor Mount

[IDI2400010210](#)

Direct replacement for original floor mount.





## Aluminum Fuel Cells



JAZ210-620-03

JAZ210-510-03

JAZ fuel cells are made of .090" 5052 aluminum alloy. All cells are complete with foam, -8 male inlets/outlets, and a two-inch deep sump.

Description	Length	Width	Height	Part No.
10-Gal. Aluminum Fuel Cell	17"	17"	9"	JAZ210-510-03
15-Gal. Aluminum Fuel Cell	20"	18"	10"	JAZ210-515-03
15-Gal. Aluminum Fuel Cell With Sender	20"	18"	10"	JAZ210-615-03**
20-Gal. Aluminum Fuel Cell With Sender	20"	24"	10"	JAZ210-620-03**

\*\* Cells have 0 to 90 ohms (GM Type) fuel level sending units.

## 14-Gallon Street Rod Cell

### JAZ210-614-03

Made from 5051 aluminum and TIG-welded for strength, unit has mounting tabs for easy installation, 0-90 Ohm sending unit and three -8AN fittings. Cell measures 9-1/2" x 12-1/4" x 30-1/4".



## Fuel Cells with Sump

Includes flush mount aircraft-style cap assembly, two-inch deep sump in rear for better fuel pickup, two anodized -8AN fast flow outlet fittings, one anodized -6AN vent fitting, pre-installed fuel level sending unit, and 360° mounting strap recesses. Cells are available with 0-90 Ohm, 70-10 Ohm, or 240-33 Ohm sending units.



JAZ252-016-01

Size	Length	Width	Depth	Ohms	With Foam	Mount Kit
12 Gal.	17-1/2"	16"	10"	70-10	-	JAZ400-012-03
12 Gal.	17-1/2"	16"	10"	0-90	JAZ252-012-01	JAZ400-012-03
16 Gal.	25"	17"	10"	70-10	JAZ251-016-01	JAZ400-016-03
16 Gal.	25"	17"	10"	0-90	JAZ252-016-01	JAZ400-016-03
16 Gal.	25"	17"	10"	240-33	-	JAZ400-016-03
16 Gal.	18-1/2"	18-1/2"	12"	70-10	-	JAZ400-016-03
16 Gal.	18-1/2"	18-1/2"	12"	0-90	JAZ252-116-01	JAZ400-116-03
16 Gal.	18-1/2"	18-1/2"	12"	240-33	-	JAZ400-116-03

## Flat Bottom Fuel Cells

Cells have seamless rotomolded cross-linked polyethylene outer shells, D-ring handle cap assemblies with check valve vent, fuel level sending units (installed), one anodized -8AN outlet fitting with internal pickup hose, and one anodized -8AN tip valve vent fitting.



JAZ201-016-01

Size	Length	Width	Depth	Ohms	With Foam	Mount Kit
12 Gal.	17-1/2"	16"	10"	0-90	-	JAZ400-012-03
16 Gal.	25"	17"	10"	70-10	-	JAZ400-016-03
16 Gal.	25"	17"	10"	0-90	JAZ202-016-01	JAZ400-016-03
22 Gal.	33"	17"	10"	0-90	JAZ202-122-01	JAZ400-122-03

## Fuel Cell Accessories

Part No.	Description	JAZ350-301-03
JAZ850-200-01	Aircraft Cap Gasket	
JAZ340-200-06	Aircraft Cap	
JAZ850-201-01	6-Bolt Aircraft Flange Gasket	
JAZ350-201-06	6-Bolt Aircraft Cap Assembly	
JAZ850-300-01	Bail Handle Cap Gasket	
JAZ340-300-06	Bail Handle Replacement Cap	
JAZ350-301-06	Bail Handle Cap Assembly	
JAZ850-301-01	12-Bolt Flange Gasket	



JAZ850-201-01

## Fuel Level Senders

Part No.	Length	Ohm
JAZ378-070-03	8-1/2"	70-10
JAZ378-090-03	8-1/2"	0-90
JAZ378-240-03	8-1/2"	240-33
JAZ371-070-03	11"	70-10
JAZ371-090-03	11"	0-90




JAZ378-090-03

## One-Quart Overflow

Seamless cross-linked polyethylene shell has 1/4"-20 threaded mounting inserts, 1/4" barbed inlet fitting in the top and 1/4" barbed lever handle petcock in the bottom. Overflow tanks meet all sanctioning requirements for a one-quart overflow.

Part No.	Color
JAZ600-025-01	Black
JAZ600-025-05	Natural
JAZ600-025-06	Red
JAZ600-025-11	Blue



JAZ600-025-11

## One Quart Recovery

Seamless cross-linked polyethylene shell has molded in 1/4"-20 threaded mounting inserts. Includes 1/4" barbed inlet fitting in the bottom and 1/4" barbed vent fitting with hose in the top. Radiator recovers fluid as needed.

Part No.	Color
JAZ602-025-01	Black
JAZ602-025-06	Red
JAZ602-025-11	Blue



JAZ602-025-01





**Mid-Pipes for 1965-73 Ford Mustang 289-302**


**JBA1650SH**

Formed from durable stainless steel, JBA mid-pipes have high-flow, mandrel-bent tubing with heavy-duty flanges, OEM-style hangers, and oxygen sensor provisions. Available for use with JBA full-length or Cat4ward headers. Mid-pipes are not emissions legal and are for off-road use only. 2-1/2" H-Pipe. Use with JBA1650S headers.



**1965-73 Ford Mustang Cat4ward Shorty Stainless Headers**

Bolt-on replacement, stainless steel Cat4ward headers open up the exhaust for increased performance without compromising the OEM emissions equipment. Extra-thick 3/8" CNC laser-cut flanges ensure a tight seal and trouble-free performance without leaks from warping. Each kit includes gaskets and hardware for installation.



Part No.	Description
JBA1650S	289-302
JBA1653S	351W

**1965-73 Ford Mustang 289-302 Long Tube Stainless Headers**

**JBA6610S**

Bolt-on replacement, 1-3/4" diameter stainless steel Long Tube headers with oversized exhaust ports offer increased performance without compromising the OEM emissions equipment. Extra-thick, 3/8" CNC laser-cut flanges ensure a tight seal and trouble-free performance without leaks from warping. Gaskets and installation hardware included.



**Big Block Rochester Quadrajets 800 CFM 4-Barrel Carburetor**

**JET36003**

Quadrajets 800 CFM carburetor is specifically tuned for Chevrolet 396+ cubic inch big block engines. Main well size is increased, circuit modifications performed and a .149" needle and seat make this carburetor perform well through the entire RPM range. Works best with a dual-plane intake, headers, 8.5-9.5:1 compression, and mild ported or aftermarket heads. Likes a camshaft with at least 210° duration @ .050" lift with a max of 240° degrees and lobe separation angle of 110-114°.



**Stage 2 Rochester Quadrajets 750 CFM 4-Barrel Carburetor**

**JET35002**

Remanufactured carburetor offers improved idle quality, instant throttle response, maximum horsepower and torque for street/strip cars. Ideal with headers, ignition, and mild camshaft improvements.



**Stage 3 Rochester Quadrajets 750 CFM 4-Barrel Carburetor**

**JET35003**

Suitable for street/strip vehicles, remanufactured carburetor is fitted with oversized .149" needle and seat, enlarged and balanced main wells, and performance calibration. Extensive circuit modifications provide a superior fuel curve throughout entire RPM range.



**Quadrajets Rebuild Kits**

Rebuild kits include complete needle and seat assembly, accelerator pump, fuel filter gasket, choke seals, body and base gasket, air horn gasket, carburetor to intake gasket, and air cleaner gasket. Rebuild kit is for 35002, 35003, and any non-electronic M4 Series Quadrajets.



Part No.	Description
JET201003	Kit for 35001, 35002, 35003, 35004, 36002, & 36004 Carburetors
JET201004	Kit for 34001, 34002, 34003, 34005 & 36006 Carburetors

**Divorced Choke Rochester Quadrajets 750 CFM 4-Barrel Carburetors**

Quadrajets carburetors for 1966-78 applications with a divorced choke. Available in either Stage 1 or Stage 2 units; Stage 1 carburetors are direct replacement and are custom built to restore stock performance and reliability. Stage 2 units have idle, main, accelerator pump, and high-speed circuits to take advantage of intake manifold, headers, ignition, and camshaft modifications.

Part No.	Description
JET34001	1966-1973 Stage 1
JET34002	1966-1973 Stage 2
JET34005	1974-1978 Stage 1



## No-Load Blinker Speed Flashers

Convert to LED! No load flasher is great for LED tail lights! Plugs directly into all brands of fuse panels. These flashers retain the reliability of a 552 flasher, stay extra cool, consume very little power and have an extra-long life!



Part No.	Description
<b>KICKICFF52NLF</b>	No Load Non-Adjustable Blink Speed Flasher

## Billet Headlight Switch

### KICKICBSW1B001

Billet headlight switch features a color accent ring around the knob and bezel. Each kit includes red, blue, black, and tan ring to match the interior. CAD CAM technology ensures a long life and smooth operation. Fits stock and after-market wire harnesses.



## Ignition Switch with Coded Keys

### KICKICIGNSW

Each switch has four heavy-duty copper terminals and four locking nuts for ignition, accessory, battery, and starter.



## Floor-Mounted Dimmer Switch

### KICKICDMRSW

Keep It Clean's unique, old-fashioned floor mounting presents a smooth look and greatly simplifies installation. Zinc-plated switch is three-pin design.



## Single Relay Socket

### KICKICRAS12

Heavy-duty relay sockets make installation a snap! Simply plug in any standard 5-pin relay.



## GM-Style Headlight/Dimmer Switch

### KICKICEC1E6

Kit includes floor-mounted dimmer switch, GM headlight switch, 4-1/4" shaft for headlight switch, ignition switch with coded keys, wiper switch, and two billet knobs.



## 12-Volt Heavy-Duty Flasher

### KICKICFF552

No load, fixed pulse, FF552-style, 12-volt flasher. 2-pin.



## Stainless Steel Line Clamps

Improve wires and tubing organization. Set of 12.



Part No.	Description
<b>KICKICLC2500</b>	1/2", Double
<b>KICKICLC3187</b>	3/16", Single
<b>KICKICLC3250</b>	1/4", Single
<b>KICKICLC3375</b>	3/8", Single
<b>KICKICLC3500</b>	1/2", Single

## 40- and 80-Amp Relays

Keep It Clean's heavy-duty relays are the best choice for any type of 12-volt wiring project. The single-pole/double-throw relay will never get stuck or short out on you.



Part No.	Description
<b>KICKICRA1000</b>	40 Amp

## LED Bulbs

LED bulbs are the ideal choice for any vehicle. The 19 individual LED bulbs surpass the industry standard 12 for ultimate brightness, color, and clarity. Use with no-load blinker speed flasher.



Part No.	Description
<b>KICKIC1157LEDA</b>	Super Bright Amber, 12V Bulb, Replaces Std. 1157
<b>KICKIC3157LEDA</b>	Super Bright Amber, 12V Bulb, Replaces Std. 3157

## Switches



KICKICSW1



KICKICSW24Y



KICKICSW25R



KICKICSW30B

Part No.	Description	Part No.	Description
<b>KICKICSW1</b>	Switch	<b>KICKICSW25R</b>	Red
<b>KICKICSW24Y</b>	Yellow	<b>KICKICSW30B</b>	Blue

## Adjustable Brake Light Switch

### KICKICBLSW

Adjustable electric brake light switch works with floor-mounted pedals. Includes mounting bracket, hardware, and connectors.



## 12-Volt Power Port/Cigarette Lighter

### KICKICCIGLIGHT

Mounts on a flat surface.



## Door Jam Wire Loom

Hides and protects door wiring. Ideal for power windows, stereo installs, and shaved door kits. Sold in pairs.



Part No.	Description
<b>KICKICDLOOM</b>	Rubber, 7-1/4" Long, 1/2" Diameter
<b>KICKICDLOOMBL</b>	Steel, 12" Long, 3/8" Diameter



## Fused Wiring Harness

Each wiring kit includes a compact fuse block along with color-coded and labeled wire, and detailed instructions.



Part No.	Description
KICKICPROCOMP12B	12 Fuse
KICKICPROCOMP6	6 Fuse
KICKICPROCOMP8	8 Fuse

## Set of 3 12-Volt LED Dash Indicator Lights

### KICKICSWIND2DASH

Includes two green turn signal indicators and one blue high-beam indicator. Each light has an easy-to-install snap-in plastic bezel. Each light requires an 8mm diameter mounting hole.



## Dual-Port USB Charger

Designed to replace the dash-mounted 12-volt power port with a dual-port USB charger. Offering both a 1-amp and a 2.1-amp charging port, it is ideal for charging multiple cell phones while in the vehicle.

Part No.	Description
KICKICUSB01	Silver
KICKICUSB02	Black

## UltraWrap™ Ultra Wrap Wire Loom Variety Pack

Keep wires organized, protected, and looking great! Built for strength and durability. UltraWrap wire looms are engineered to withstand underhood extremes. Braided from 10-mil polyethylene terephthalate monofilament yarns, they are resistant to chemicals, abrasion, UV radiation, and heat up to 400°F.

Part No.	Description
KICKICWFABK0025L010	1/4" Diameter, 10 Feet, Wire Loom Only
KICKICWFABK0125L010	1/8" Diameter, 10 Feet, Wire Loom Only



## Koolsox

Double-layer fiberglass socks protect spark plug boots up to 1200°F and provide an easy way to detect potential burn areas before they occur. The sock, rather than the plug boot, absorbs the burn and eliminates misfire. An adjustable ring allows the sock to be rotated, increasing its usable life. Fits straight or angled plug boots.



Part No.	Description
K007500	Chevy (exc. 18" or LS1) / Ford, Universal Koolsox (1-1/2" x 5-1/2")

## Koolmat Insulation

Koolmat is a durable mat that eliminates heat build-up in the driver compartment area by up to 75%. Koolmat prevents burns, stops hot foot, and helps improve driver performance. Installs easily with pop rivets or weather stripping adhesive. Just measure, cut, and rivet or glue to the floor.



Part No.	Size
K0007031	30" x 12"
K0007032	30" x 36"
K0007033	30" x 48"
K0007061	30" x 96"



## Dampers

KONI Special Dampers offer the best compromise between road handling and comfort. If only a Special damper is listed, it may be adjusted for all driving requirements.

KONI Sport Dampers are intended for aggressive driving, or cars with suspension upgrades, but will still offer a comfortable ride. If a KONI Sport is listed as an alternative to the KONI Special, choose the Sport for aggressive handling characteristics. Sold in single units.

**Note:** Sport Shocks are identified by the suffix (Example, KON8040-1026 SPORT).

Year/Model	Front	Rear
<b>Chevrolet</b>		
1989-92 Camaro	KON8741-1030SPORT	KON30-1265SPORT
1970-81 Camaro/Z-28	KON8040-1017	KON8040-1018
1977-96 Caprice, Impala SS Sedan And Wagon	KON8040-1087	KON8040-1088*
1968-77 Chevelle, Malibu Sedans	KON8040-1087	KON8040-1088*
1968-74 Chevy II, Nova With Multi-Leaf Springs	KON8040-1087	KON8040-1088*
1970-77 Monte Carlo	KON8040-1087	KON8040-1088
<b>Ford</b>		
1987-93 Mustang V8, Except Cobra R	KON8741-1121SPORT	-
1964-70 Mustang	KON82-1388SP3	KON82-1389

Year/Model	Front	Rear
<b>Mopar</b>		
1965-72 B-Body	KON80-1538	-
<b>Oldsmobile</b>		
1968-77 Cutlass 4-4-2	KON8040-1087	KON8040-1088*
<b>Pontiac</b>		
1970-81 Firebird	KON8040-1017	KON8040-1018
1969 Firebird	KON80-1914	-
1968 Firebird	KON80-1914	KON80-1953
1968-77 GTO, LeMans Except Wagon	KON8040-1087	KON8040-1088*

\* Remove bump rubber prior to adjusting.





**World Class Shocks & Struts**

**Shocks and Strut Assemblies**

KYB's Gas-A-Just Shocks have higher gas pressure to keep tires glued to the road. High-strength monotube configuration provides extra-rugged durability and fade-free performance. KYB's Excel-G Strut Series' patented check valve minimizes foaming and aeration to make sure the ride stays smooth, even under rough conditions.



Year/Model	Front		Rear		
	Gas-A-Just	Excel-GStrut	Gas-A-Just	Excel-GStrut	
<b>Buick</b>					
1984-87	Grand National	KYBKG4513	-	KYBKG5548	-
<b>Chevrolet</b>					
1971-96	Impala, Caprice, Bel Air	KYBKG4515	KYB343127	KYBKG5507	KYB343130
1970-81	Camaro, Z28, IROC	KYBKG4515	KYB343128	KYBKG5526	-
1967	Camaro, Z28, IROC	KYBKG4515	KYB343127	KYBKG5524	KYB343135
1993-02	Camaro, Z28, IROC	KYBKG9310	-	KYBKG5562	KYB343211
1982-92	Camaro, Z28, IROC	-	KYB236001	-	KYB343211
1968-69	Camaro, Z28 With Multi-Leaf Spring	KYBKG4515	KYB343127	KYBKG5521	KYB343135
1978-83	Chevelle, Malibu	KYBKG4513	KYB343127	KYBKG5548	KYB343157
1968-72	Chevelle, Malibu	KYBKG4513	KYB343127	KYBKG5504	KYB343157
1963-82	Corvette	KYBKG4550	KYB343127	KYBKG5501	-
1989-96	Corvette (Exc. Adj. Susp.)	KYBKG5570	-	KYBKG5571	-
1988	Corvette	-	-	KYBKG5571	-
1984-87	Corvette	KYBKG4537	-	KYBKG5564	-
1970-77	Monte Carlo, SS	KYBKG4513	KYB343127	KYBKG5504	KYB343157
1978-88	Monte Carlo	KYBKG4513	KYB343127	KYBKG5548	KYB343157
1968-73	Nova, Chevy II with H.D. Suspension	KYBKG4515	KYB343127	KYBKG5504	KYB343157
1974-79	Nova	KYBKG4515	KYB343127	-	-
<b>Dodge</b>					
1970-74	Challenger	KYBKG4510	-	KYBKG5512	-
1965-72	Charger, Coronet	KYBKG4510	-	KYBKG5512	-
1963-76	Dart, Demon	KYBKG4509	-	KYBKG5511	-
<b>Ford</b>					
1964-70	Mustang/Shelby	KYBKG4517	-	KYBKG5517	-
<b>Oldsmobile</b>					
1978-88	Cutlass (RWD)	KYBKG4513	-	KYBKG5548	-
<b>Plymouth</b>					
1970-74	Barracuda	KYBKG4510	-	KYBKG5512	-
1962-72	Belvedere, GTX	KYBKG4510	-	KYBKG5512	-
1971-72	Road Runner	KYBKG4510	-	KYBKG5512	-
1968-70	Road Runner	KYBKG4510	-	KYBKG5512	-
<b>Pontiac</b>					
1982-92	Firebird, Formula Trans Am	-	KYB236001	-	KYB343211
1970-81	Firebird, FormulaTrans Am	KYBKG4515	-	KYBKG5526	-
1968-69	Firebird, FormulaTrans Am	KYBKG4515	-	KYBKG5521	-
1968-73	GTO	KYBKG4513	-	KYBKG5504	-
1964-67	GTO Exc. H.D. Suspension	KYBKG4515	-	KYBKG5507	-
1964-67	GTO With H.D. Suspension	KYBKG4515	-	KYBKG5504	-






## Street/Strip Traction Bars for Leaf Spring Cars

Traction bars increase traction by simply eliminating or reducing wheel hop, keeping more contact between the tire and the road.

Part No.	Description
<b>Ford</b>	
LWI21602	1964-73 Mustang with 3" Diameter Axle Tubes
LWI21604	1964-73 Mustang with 2-3/4" Diameter Axle Tubes
LWI21604	1970-77 Maverick
<b>Chevy</b>	
LWI21606*	1967-69 Camaro
LWI21607*	1970-81 Camaro
LWI21606*	1962-79 Nova
LWI21606*	1955-57 Passenger
<b>Buick</b>	
LWI21606*	1973-75 Apollo
<b>Oldsmobile</b>	
LWI21606*	1973-78 Omega
<b>Pontiac</b>	
LWI21606*	1967-69 Firebird
LWI21607*	1970-81 Firebird
LWI21606*	1971-78 Ventura
<b>Universal Fit</b>	
LWI20470	Universal, Chrome-Plated, 28" Long
LWI20475	Universal, Yellow, 28" Long

\* Not to be used with stabilizer bars or mono-leaf springs.



## Driveshaft Safety Loops

Required and approved by NHRA and IHRA, drive shaft safety loops contain the driveshaft in case of a U-joint failure.



Part No.	Description
LWI18020	1982-92 Camaro/Firebird, No Modifications Needed
LWI18000	Universal Fit, Adjustable to Fit Many Applications with Minor Modifications

## Accessories for Traction Bars



Part No.	Description
LWI20500	2° Wedge Kit for Narrow Ford and Mopar Perches
LWI20510	4° Wedge Kit for Narrow Ford and Mopar Perches
LWI20530	Large Rubber Snubbers for All Other Bars
LWI20570	Replacement U-Bolt Kit for Leaf Spring Traction Bars
LWI20730	Large Urethane Snubbers for All Other Bars

## Traction Bars for Coil Spring Cars

Traction bars increase traction by eliminating or reducing wheel hop, promoting more contact between the tire and the road.



Part No.	Description
LWI20188	1964-77 GM A-Body Adjustable
LWI20189	1978-87 GM G-Body Adjustable

## Rear Upper and Lower Control Arms

Heavy-duty control arms, boxed or tubular, enhance performance compared to factory stamped steel arms.



Part No.	Description
<b>GM</b>	
LWI20140	1982-92 Camaro/Firebird Non-Adjustable Lower Arms

## Non-SFI Transmission Bellhousings

### LWI77-150

Ideal for the street/strip or drag racers running 11.50 ET or slower in the quarter mile. These transmission adapters are one-piece steel construction but are not supplied with a block plate and are not SFI-approved.



#### Description

Chevy 90° V6, Small Block Chevy (Non-LS) & Big Block Chevy, Block Mounted Starter, Mechanical Clutch Linkage. Fits Transmissions: GM Muncie & Saginaw, GM Borg Warner T-10 & GM Tremec TKO 500/600.



## SF-Certified Safety Bellhousings

Hydroformed 1/4" thick steel one-piece bellhousings are tested to meet or exceed SFI standards for anyone running 11.49 ET or quicker. Housings are mandated by NHRA/IHRA and include block plate and grade 8 hardware.



Part No.	Description
LWI15000	Chevy 90° V6, SB Chevy (non-LS) & BB Chevy, Block Mounted Starter, Mechanical Clutch Linkage. Fits Muncie & Saginaw, Borg Warner T-10 & Tremec TKO 500/600.
LWI15020	1984-92 Camaro/Firebird, Chevy 90° V6, SB Chevy (non-LS) & BB Chevy, Block Mounted Starter, Hydraulic Clutch Slave Cylinder, Drilled For 17° Canted T-5. Fits Borg Warner T5 (17° canted), Borg Warner T-10, Muncie & Saginaw, & Tremec TKO 500/600.
LWI15100	1965-77 Oldsmobile & Pontiac, all V8's (Except Diesel), Starter Pocket Located on Driver's Side. Fits Muncie/Saginaw, GM Bowdler Warner T-10 & Tremec TKO 500/600.
LWI15200	Ford 289-351C/W, All 6-Bolt Blocks. Fits Ford Top Loader, Borg Warner T-10 & Ford Tremec TKO500/600.

## Early Transmission to Tremec TKO Interchange

Model	Part No.	Application	Transmission
TKO-500	TRETCE4616	GM	GM Muncie/Saginaw/GM BW T-10
TKO-600	TRETCE4617	Ford	Ford Top Loader/Ford BW T-10
TKO-600	TRETCE4618	GM	GM Muncie/Saginaw/GM BW T-10
TKO-600	TRETCE5008	Ford	Ford Top Loader/Ford BW T-10
TKO-600	TRETCE5009	GM	GM Muncie/Saginaw/GM BW T-10

## Standard Offset Dowel Pins

Offset dowel pins can be rotated as needed to correct improper register bore alignment of bellhousing to crankshaft center line. These are a must for accurately dialing in bellhousings.



Part No.	Description	Part No.	Description
GM .625" Diameter		Ford/Mopar .500" Diameter	
LWI15930	0.014" Offset	LWI15945	No Offset (Stock)
LWI15940	0.021" Offset	LWI15950	0.007" Offset
		LWI15960	0.014" Offset
		LWI15970	0.021" Offset

## Pilot Bearings

Pilot bearings should always be replaced when changing a clutch. They smooth out shifting and reduce the chance of a missed shift.

Part No.	Description
LWI15976	Bronze, Chevy V8
LWI15977	Roller, Chevy V8



## EZ-Adjust Dowel Pins

EZ-Adjust dowel pins correct improper register bore like standard offset dowel pins, but can be rotated without having to pound them in and out of the engine block. Slip them into the engine block, rotate them with an end wrench until desired offset is found, then securely tighten the set screw.



Part No.	Description
GM .621" Diameter	
LWI15907	0.007" Offset
LWI15914	0.014" Offset

## Clutch Fork Boot

### LWI15510

Boot fits all Chevrolet Lakewood bellhousings and is made of soft pliable rubber to keep dirt, dust, and moisture from contaminating the clutch.



## Heavy-Duty Clutch Forks

Clutch forks are heavy-gauge steel to prevent flex and are recommended when installing a high-performance or heavy-duty clutch. Durable zinc dichromate finish helps resist rust and corrosion.



Part No.	Description
LWI15500	1973-81 GM Passenger Cars, Replaces OE Numbers 14066235 And 340278
LWI15535	1979-93 Ford Mustang, Diaphragm Style Clutch

## Adjustable Clutch Fork Pivot Ball

Adjustable clutch fork pivot ball adjusts release fork pivot height when installing a high-performance clutch and is recommended for use with Lakewood bellhousings.



Part No.	Description
LWI15501	Most GM Applications
LWI15503	1979-02 Ford Mustang, 2.317" Long, 1/2"-13 Thread
LWI15504	1979-02 Ford Mustang, 2.645" Long, 1/2"-13 Thread



### Billet Aluminum Horn Buttons

Machined from billet and polished to a brilliant shine, these horn buttons fit Lecarra Vette 6-bolt steering wheels. Each.



Part No.	Description
<b>LEC3630</b>	Horn Button, Polished, No Logo
<b>LEC3631</b>	Horn Button, Polished, Lecarra Logo

### Specialty Steering Wheels

Offered in a number of styles to fit virtually any style interior from classic to nostalgic to modern, Lecarra steering wheels are made in the USA with premium materials such as billet aluminum or stainless steel, and wrapped in luxurious leather.



Part No.	Description	Dia.	Dish	Mount
<b>Billet Aluminum Steering Wheels</b>				
<b>LEC41201</b>	Mark 4 Standard, 3-Spoke, Polished, Black Grip	14"	1-1/2"	9
<b>LEC61501</b>	Trans-Am, 3-Spoke, Polished, Black Wrap	14"	Flat	6
<b>LEC62312</b>	Trans-Am, 3-Spoke, Clear Anodized, Red Wrap	14"	Flat	6
<b>LEC91201</b>	Mark 9 Standard, 4-Spoke, Polished, Black Grip	14"	1-1/2"	9
<b>LEC92201</b>	Mark 9 GT, 4-Spoke, Polished, Black Grip	14"	1-1/2"	9
<b>LEC94301</b>	Mark 9 Supreme, 4-Spoke, Polished, Black Grip	14"	1-1/2"	9
<b>Stainless Steel Steering Wheels</b>				
<b>LEC63201</b>	Vette 3, 3-Spoke, Polished, Black Grip	14"	1-1/2"	6
<b>LEC63401</b>	Two Smooth, 2-Spoke, Polished, Black Grip	14"	1-1/2"	6
<b>LEC63501</b>	SS, 2-Spoke, Polished, Black Grip	14"	1-1/2"	6
<b>LEC63601</b>	Hot Rod, 3-Spoke, Black Grip	14"	1-1/2"	6
<b>LEC66601</b>	Two Smooth, 2-Spoke, Polished, Black Grip	15"	1-1/2"	6
<b>LEC66701</b>	SS, 2-Spoke, Polished, Black Grip	15"	1-1/2"	6
<b>LEC66801</b>	Hot Rod, 3-Spoke, Polished, Black Grip	15"	1-1/2"	6

### Billet Aluminum Steering Wheel Adapters

Easily install Lecarra steering wheels on OE columns with these billet aluminum adapters. Available with 6- or 9-bolt mounting, and in black anodized or polished finishes, they include a horn button wire and mounting hardware.



Part No.	Mount	Vehicle	Finish
<b>LECB-12411</b>	9	OE Column 1992-99 Ford Full-Size Truck/SUV	Black
<b>LECB-12412</b>	9	OE Column 1978-91 Ford Full-Size Truck/SUV	Black
<b>LECB-16400</b>	9	OE Column 1961-80 International Scout	Black
<b>LECB-16402</b>	9	OE Column 1949-66 GM	Black
<b>LECB-16422</b>	9	OE Column 1954-66 GM Full-Size Truck/SUV	Black
<b>LECB-22411</b>	9	OE Column 1992-99 Ford Full-Size Truck/SUV	Polished
<b>LECB-22412</b>	9	OE Column 1978-91 Ford Full-Size Truck/SUV	Polished
<b>LECB-26400</b>	9	OE Column 1961-80 International Scout	Polished
<b>LECB-26402</b>	9	OE Column 1949-66 GM	Polished
<b>LECB-26422</b>	9	OE Column 1954-66 GM Full-Size Truck/SUV	Polished
<b>LECB-26457</b>	6	Vette 3 3-Spoke to OE Column 1967-94 GM	Polished
<b>LECB-26458</b>	6	2-Spoke to OE Column 1967-94 GM	Polished
<b>LECBA-22455</b>	9	OE Column 1948-57 Ford Full-Size Truck	Polished



### Bandit Series Electric Vacuum Pump

Bandit series vacuum pump provides an efficient, quiet, and vibration-free solution for vacuum-assist braking requirements. Rotary vane-style pump is up to 60% quieter than traditional "piston-style" pumps, while also being up to 30% more efficient, ultimately improving safety and drivability. Pumps are offered concealed with black or chrome ABS plastic housings, or as the Naked Bandit, which lacks a container and allows mounting the unit into the tightest of locations. Pump includes a two-wire power hook-up and integrated mounting plate to provide simplified installation.



LEEVP001B



LEEVP001C



LEEVP002

Part No.	Description
<b>LEEVP001B</b>	Black Bandit
<b>LEEVP001C</b>	Chrome Bandit
<b>LEEVP002</b>	Naked Bandit



## Brake Proportioning Valves



Valves are precision engineered to properly meter disc/drum-equipped vehicles to ensure proper braking, while preventing nose diving or rear wheel lock-up in panic stop situations. Available disc/disc proportioning valve allows maximum braking pressure to all four calipers. Offered in brass or chrome.

Part No.	Description
LEEPV2-B	Disc/Drum, Brass
LEEPV4-B	Disc/Disc, Brass

## Adjustable Proportioning Valves



Similar to the above units, but allowing precise adjustment to rear wheel braking, improving safety and drivability. Proportioning valve/combo block includes the addition of a hydraulic switch that may be used to activate the taillights.

Part No.	Description
LEEAPV02	Adjustable Proportioning Valve
LEEPVC-B	Adjustable Proportioning Valve/Combo Block

## Universal Pushrod Kit

### LEEPRE113



Build more than 10 different common pushrod combinations to work with virtually any brake pedal and power brake booster or master cylinder and achieve the optimal pedal height. The included 3/8"-24 threaded coupler allows connection to most aftermarket power brake boosters, and the bullet-style male end works with most manual master cylinders.

## Brake Pressure Gauge Kit

### LEEBPG001

Often required in the diagnosis of brake systems, pressure gauge kit attaches directly to the caliper or wheel cylinder and then used to determine proper master cylinder bore size, master cylinder and power booster function, proportioning valve function, front to rear brake bias, and much more. Kit is sold complete with a variety of popular brake fitting adapters, instructions, and solutions guide.



## Brake Line Fittings & Kit

### LEEFKPV



Universal brake line kit includes many of the correct fittings to flare onto your brake lines for most aftermarket five-port brass and aluminum proportioning valves, eliminating the need to add complex adapters to the brake system. Kit includes (2) 3/8"-24 for 3/16" line, (1) 9/16"-18 for 1/4" line, (1) 7/16"-24 for 3/16" line and (1) 1/2"-2 for 3/16" line. A variety of individual fittings and adapters may also be purchased separately.

Part No.	Description
<b>Individual Fittings:</b>	
LEEF3824316	3/8-24 for 3/16" line
LEEF71624316	7/16-24 for 3/16" line
LEEF9161814	9/16-18 for 1/4" line
LEEF91618316	9/16-18 for 3/16" line
<b>Individual Adapters:</b>	
LEEPL3824	3/8-24 Plug
LEEF7828	3/8 Male to 7/16 Female
LEEF7909	1/2 Male to 3/8 Female







## Power Brake Booster/Master Cylinder Kits with Dual Integral Reservoirs

Upgrade manual brake systems to power, or upgrade an existing power brake system with LEED Brakes power brake booster/dual reservoir master cylinder kits. Each kit is pre-assembled to ensure ease of installation and top quality. Kits are available in 7", 8", and 9" sizes with single- or dual-diaphragm styles and include a master cylinder with dual integral reservoirs.



Application	Part No.	Bore	Diameter	Diaphragm	Valving	Finish
<b>GM Applications</b>						
GM 64-74 A/X 67-69 F-Body	LEE1E1A1	1-1/8"	9"	Single	Disc/Drum	Zinc
GM 64-74 A/X 67-69 F-Body	LEE1E1A3	1-1/8"	9"	Single	Disc/Disc	Zinc
GM 64-74 A/X 67-69 F-Body	LEE1K1	1-1/8"	7"	Dual	Disc/Drum or Disc/Disc	Zinc
GM 64-74 A/X 67-69 F-Body	LEE1K105	1-1/8"	7"	Dual	Adjustable	Zinc
GM 64-74 M A/X 67-69 F-Body	LEE1K1A1	1-1/8"	7"	Dual	Disc/Drum	Zinc
GM 64-74 A/X 67-69 F-Body	LEE2L6B4	1-1/8"	7"	Dual	Disc/Disc	Chrome
GM 60-66 Truck	LEE301	1-1/8"	9"	Single	Disc/Drum	Zinc
GM 60-66 Truck	LEE301A1	1-1/8"	9"	Single	Disc/Drum	Zinc
GM 60-66 Truck	LEE3S105	1-1/8"	7"	Dual	Disc/Drum or Disc/Disc	Zinc
GM 60-66 Truck	LEE3S1A1	1-1/8"	7"	Dual	Disc/Drum	Zinc
GM 60-66 Truck*	LEE4R6	1-1/8"	9"	Single	Disc/Drum or Disc/Disc	Chrome
GM 60-66 Truck*	LEE4R6B4	1-1/8"	9"	Single	Disc/Disc	Chrome
GM 67-72 Truck	LEE761	1-1/8"	7"	Dual	Disc/Drum or Disc/Disc	Zinc
GM 67-72 Truck	LEE761A3	1-1/8"	7"	Dual	Disc/Disc	Zinc
GM 67-72 Truck*	LEE796	1-1/8"	8"	Dual	Disc/Drum or Disc/Disc	Chrome
GM 67-72 Truck*	LEE796B4	1-1/8"	8"	Dual	Disc/Disc	Chrome
GM 67-72 Truck/SUV	LEEH61A3	1-1/8"	7"	Dual	Disc/Disc	Zinc
GM 67-72 Truck/SUV	LEEH76B2	1-1/8"	7"	Dual	Disc/Drum	Zinc
<b>Ford Applications</b>						
Ford 64 1/2-66 Mustang	LEE5H8	1"	7"	Single	Drum/Drum	Zinc
Ford 66-77 Bronco	LEEB83	1"	8"	Dual	Disc/Drum or Disc/Disc	Zinc
Ford 57-59 F Series, 60-72 F100	LEEE61	1-1/8"	7"	Dual	Disc/Drum or Disc/Disc	Zinc
Ford 57-59 F Series, 60-72 F100	LEEE63A3	1"	7"	Dual	Drum/Drum	Zinc
Ford 57-59 F Series, 60-72 F100*	LEEE96B2	1-1/8"	8"	Dual	Disc/Drum	Chrome
Ford 57-59 F Series, 60-72 F100*	LEEE96B4	1"	8"	Dual	Disc/Disc	Chrome
Ford 61-72 Galaxie	LEEG81A1	1-1/8"	8"	Dual	Disc/Drum or Disc/Disc	Zinc
Ford 61-72 Galaxie	LEEG83	1"	8"	Dual	Disc/Drum or Disc/Disc	Zinc
<b>Mopar/Jeep Applications</b>						
Mopar 62-74 A, 62-64 C, 70-74 E- Body	LEEA84	1"	8"	Dual	Disc/Drum or Disc/Disc	Zinc
Mopar 62-74 A, 62-64 C, 70-74 E- Body	LEEA96	1-1/8"	8"	Dual	Disc/Drum or Disc/Disc	Zinc
Jeep 76-86 CJ	LEEC83	1"	8"	Dual	Disc/Drum or Disc/Disc	Zinc
Jeep 76-86 CJ	LEEC83A1	1"	8"	Dual	Disc/Disc	Zinc
Jeep 76-86 CJ*	LEEC9FB2	1"	8"	Dual	Disc/Drum	Chrome

\* Flat-top Master Cylinder.

## Power Brake Boosters

Upgrade manual brake systems to power, or upgrade an existing power brake system with LEED Brakes power brake boosters. Boosters are available in 7", 8", and 9" sizes with single- or dual-diaphragm styles. Brackets included.



Application	Part No.	Diameter	Diaphragm	Finish
Ford 64 1/2-66 Mustang	LEE6J	7"	Single	Zinc
GM 67-72 Truck/SUV	LEE79	8"	Dual	Zinc
Ford 61-72 Galaxie	LEEG8	8"	Dual	Zinc



## Ford Front Disc Brake Conversion Kits

LEED Brakes complete front disc brake conversion kits include everything needed for easy installation. Ford front disc brake kits use an OEM-style 4-piston caliper with a zinc-plated finish and stainless steel pistons. All kits will fit 14" and larger styled steel wheels. Factory 14"x5" drum brake wheels will not clear.

### 1964½-73 Mustang, Falcon, Cougar, Comet, Cyclone

Part No.	Description	Applications	notes
LEEFC0001-405	Manual Front Brake kit	1964-66 Mustang, Falcon, Fairlane, Ranchero, Mercury Comet, Cyclone	-
LEEFC0001-H405A	Power Front Brake Kit	1964-66 Mustang Only	1
LEEFC0001-H405ALK	Power Brake kit w/line kit	1964-66 Mustang Only - Kit Includes Brake Lines for Entire Vehicle	1
LEEFC0002-405	Manual Front Brake Kit	1967-69 Mustang, Fairlane, Torino, Ranchero, Comet, Cyclone, Cougar	-
LEEFC0002-3405A	Power Front Brake Kit	1967-69 Mustang, Mercury Cougar	2
LEEFC0002-X405M	Power Front Brake Kit	1967-69 Mustang, Mercury Cougar	3

To upgrade to MaxGrip XDS cross-drilled rotors, add an "X" to the end of any part number.

Upgrade to red (R) or black (B) powder-coated calipers by adding "R" or "B" to the beginning of any part number ending with "X".



### 1957-68 Ford Full Size Cars such as Galaxie, Fairlane, Cyclone, Sunliner, Custom, Edsel, eTC.

Part No.	Description	Applications
LEEFC0025-405	Manual Brake Kit	1957 Ford Custom - 1957-1958 Ford Del Rio Wagon - 1957-1959 Ford Ranchero, Skyliner - 1957-1960 Ford Courier Sedan Delivery, Custom 300, Sunliner, Victoria - 1957-1961 Ford Fairlane - 1957-1968 Ford Country Sedan, Squire, Ranch Wagon - 1958-1960 Ford Thunderbird - 1959 Edsel Corsair, Villager - 1959-1960 Edsel Ranger, Villager - 1959-1968 Ford Galaxie, Galaxie 500 - 1960 Ford Starliner - 1961 Mercury Meteor - 1961-1968 Mercury Colony Park, Commuter, Monterey - 1962-1967 Mercury Villager - 1963 Ford 300 - 1963 Mercury Country Cruiser - 1963-1968 Mercury Marauder - 1964-1966 Mercury Cyclone - 1964-1968 Ford Custom, Custom 500, LTD, Mercury Montclair, Park Lane - 1966-1967 Mercury Voyager - 1967 Mercury Brougham - 1967-1968 Mercury Marquis
LEEFC0025-405P	Brake Kit for Factory Power Brake Cars - Uses stock Power Booster	
LEEFC0025-8307	Power Brake Kit - for NON Y-Block Cars	1957 Ford Custom - 1957-1958 Ford Del Rio Wagon - 1957-1959 Ford Ranchero 1957-1959 Ford Skyliner - 1957-1960 Ford Courier Sedan Delivery - 1957-1960 Ford Custom 300 - 1957-1960 Ford Victoria - 1957-1961 Ford Fairlane - 1957-1962 Ford Country Squire - 1957-1968 Ford Country Sedan - 1957-1968 Ford Ranch Wagon - 1958-1960 Ford Sunliner - 1959-1960 Edsel Ranger - 1959-1967 Ford Galaxie - 1960 Edsel Villager - 1960 Ford Starliner - 1961 Meteor - 1961-1968 Colony Park - 1961-1968 Commuter - 1961-1968 Monterey - 1962-1967 Villager - 1962-68 Ford Galaxie 500 - 1963 Ford 300 - 1963 Country Cruiser - 1963-1968 Ford Country Squire - 1963-1968 Marauder - 1964-1968 Ford Custom - 1964-1968 Ford Custom 500 - 1964-1968 Montclair - 1964-1968 Park
LEEFC0025-Y307	Power Brake Kit for Y Block Cars	

Notes: 1. Automatic Transmission Cars Only - Manual Transmission if using aftermarket cable style clutch. 2. Automatic Transmission Only 3. Manual Transmission Only

## Ford Rear Disc Brake Kits


A great addition to Ford 8" or 9" rear axles, LEED Brakes bolt-on kits include an 11" rotor and a large 54mm single-piston rear caliper with built-in parking brake. The precision CNC-machined mounting bracket has multiple mounting holes to allow the caliper to be positioned as desired. This provides the ability to add aftermarket suspension components without interfering with the brake system.

Part No.	Description
LEERC0001	8" & 9" Small Bearing Kit
LEERC0002	9" Large Bearing Kit

\*Always confirm your axle type before ordering.

To upgrade to MaxGrip XDS cross-drilled rotors, add an "X" to the end of any part number.

Upgrade to red (R) or black (B) powder-coated calipers by adding "R" or "B" to the beginning of any part number ending with "X".



## Ford Power Brake Boosters & Master Cylinder

### Power Hydraulic Kits

LEED Brakes power hydraulic kits are designed for easy installation. Many include pre-bent brake lines and a proportioning valve for great braking performance with minimal installation effort.

Part No.	Description
LEEFC0002HK	65-66 Mustang Auto Trans. Only
LEE5H473	65-66 Mustang Auto Trans 4 wheel disc
LEEFC0004HK	67-70 Mustang/Cougar Auto Trans. Only
LEEFC0008HK	67-70 Mustang/Cougar Manual Trans. Only
LEEFC0024HK	57-68 Ford Full-Size - non Y Block



### Power Brake Boosters

Part No.	Description
LEEPB0013	67-70 Mustang/Manual Tran
LEEPB0012	71-73 Mustang



### Manual Hydraulic Kits

Part No.	Description
LEEFC0001 HK	65-66 Mustang/Falcon
LEEFC0025HK	67-68 Full Size Ford
LEEFC0045HK	57-68 Ford Full-Size Cars





## Ford Mustang Master Cylinder and Brake Booster Kits

Upgrade manual brake systems to power, or upgrade an existing power brake system with LEED Brakes master cylinders and power brake booster kits. Each kit is pre-assembled to ensure ease of installation and top quality. Some kits may include additional accessories such as pre-bent brake lines, pedal-rod extension, and proportioning valves.



Application	Part No.	Bore	Diameter	Diaphragm	Valving	Finish
Ford 64½-66 Mustang	LEE5H4 <sup>A</sup>	1"	7"	Single	Disc/Drum or Disc/Disc	Zinc
Ford 64½-66 Mustang - Master Cylinder Only	LEEFC0001HK	1"	N/A	N/A	Disc/Disc	Zinc
Ford 64½-66 Mustang	LEEFC0002HK <sup>A</sup>	1"	7"	Single	Disc/Drum or Disc/Disc	Zinc
Ford 64½-66 Mustang - Master Cylinder Only	LEEFC0006HK	1"	N/A	N/A	Disc/Drum	Zinc
Ford 64½-66 Mustang	LEEFC0007HK <sup>A</sup>	1"	7"	Single	Disc/Drum or Disc/Disc	Zinc
Ford 67-72 Mustang - Master Cylinder Only	LEEMC004	1"	N/A	N/A	Disc/Drum or Disc/Disc	Zinc
Ford 67-70 Mustang	LEE034 <sup>C</sup>	1"	9"	Single	Disc/Drum or Disc/Disc	Zinc
Ford 67-70 Mustang	LEE034PA <sup>D</sup>	1"	9"	Single	Disc/Drum or Disc/Disc	Zinc
Ford 67-70 Mustang	LEEFC0019HK <sup>C</sup>	1"	8"	Dual	Disc/Drum or Disc/Disc	Black
Ford 67-70 Mustang	LEEFC0022HK	1"	8"	Dual	Disc/Drum or Disc/Disc	Black
Ford 71-73 Mustang	LEEFC0018HK	1"	7"	Single	Disc/Drum or Disc/Disc	Zinc
Ford 64½-66 Mustang	LEEFC0035HK	1"	7"	Single	Drum/Drum	Zinc
Ford 64½-66 Mustang	LEEFC0042HK <sup>B</sup>	1"	8"	Dual	Disc/Drum or Disc/Disc	Zinc

### NOTES:

A	Auto Transmission Only
B	Factory manual transmission w/ "Z Bar" linkage
C	Power Brake Pedal Required
D	Auto. Transmission Brake Pedal Included
E	Manual Transmission Only, Brake Pedal Included

## Front Disc Brake Kit for 1966-75 Ford Bronco

### LEEFC5001-405

LEED Brakes makes this high-performance disc brake kit to give an early Ford Bronco the stopping power it needs! With quality 2-piston calipers, this kit works with stock or aftermarket locking hubs to provide great braking performance at an affordable price. Recommended front wheel size is 15" or larger.

Kits include:

- 2-piston zinc-plated cast-iron calipers
- 12" rotors
- Zinc-plated caliper mounting brackets
- Grade 8 mounting hardware
- Brake hoses
- Master cylinder
- Brake lines
- Adjustable proportioning valve
- All necessary hardware



## Power Booster Brackets for GM 1964-72 A/X Body, 1967-69 F-Body

### LEEAFX6472-C

Made of chrome-plated stamped steel. Sold as pair.





## GM Front Disc Brake Conversion Kits (A-Body, F-Body, X-Body)

Give GM muscle cars the stopping power of disc brakes! LEED Brakes disc brake kits provide optimal stopping power at an affordable price, with top-shelf components that undergo rigorous quality checks. Designed to fit most 14"x7" or larger disc brake wheels, kits include:

- Single-piston, zinc-plated 72mm calipers.
- 11" vented rotors
- Zinc-plated rotor splash shields
- Zinc-plated caliper mounting brackets
- Grade 8 mounting hardware
- Semi-metallic brake pads



- Top-quality bearings and seals
- Bearing retainer and grease caps
- Hydraulic solution as listed in the chart

Stock Height	<b>LEEFC1002SM</b>	<b>LEEFC1002-K1A3</b>	<b>LEEFC1002-E1A1</b>	<b>LEEFC1002-M1A1</b>
Chrome	<b>LEEFC1003-N605</b>			

Upgrade to MaxGrip XDS cross-drilled rotors, add an "X" to the end of any part number, for example **LEFC1002SMX**. Powdercoat your calipers red (R) or black (B) by adding an "R" or "B" at the beginning of any part number that ends with "X"

## GM Rear Disc Brake Kits

These complete bolt-on drum-to-disc conversion kits make it easy to add disc brakes to GM 10-bolt and 12-bolt rear axles. A large 63.5mm single-piston rear caliper with built-in parking brake provides plenty of clamping force. Designed to fit most 15" and larger wheels, kits include:

- Single 63.5mm zinc-plated piston calipers with parking brake
- 11.25" vented brake rotors
- Zinc-plated brake rotor dust shields
- Zinc-plated caliper brackets
- D.O.T-approved flex hoses
- Grade 8 mounting hardware
- Parking brake provisions (by application)



Part No.	Application	Descript
<b>LEERC1001</b>	67 Camaro/Firebird & 64-77 Chevelle, A-Body	Rear Disc Brake Kit - Nor
<b>LEERC1007</b>	55-68 GM Full-Size Cars/B-Body	
<b>LEERC1009</b>	82-92 Camaro/Firebird	Rear Disc Brake Kit - 3 Bolt Axle Flange

To upgrade to MaxGrip XDS cross-drilled rotors, add an "X" to the end of any part number, for example, **LEERC1001X**. Powdercoat your calipers red (R) or black (B) by adding an "R" or "B" at the beginning of any part number that ends with "X"

## GM Power Brake Booster Kits

Upgrade manual brake systems to power, or upgrade an existing power brake system with LEED Brakes power brake booster kits. Each kit is pre-assembled to ensure ease of installation and top quality. Kits are available in 8" dual-diaphragm models (listed in chart), as well as in 7" dual-diaphragm and 9" single-diaphragm styles.



Application	Booster Only	Booster I Master	With Adjustable Valve	With Disc/Drum Valve	With Disc/Disc Valve
64-74 GM A/X 67-69 F Body	<b>LEE1M</b>	-	<b>LEE3K105</b> <b>LEEPBKT1034*</b>	-	-
7" Chrome	<b>LEE4L</b>	-	-	-	-
55-68 GM Bel Air, Impala	<b>LEE3M</b>	<b>LEE3M1</b>	-	<b>LEE3M1A1</b>	-
67-72 GM Truck	-	-	-	<b>LEE81A1</b>	-
8" Chrome	-	-	-	<b>LEE2N6B2</b> <b>LEE96B2**</b>	<b>LEE2N6B4</b> <b>LEE96B4**</b>

\* Non-adjustable  
\*\* Compact Style



## GM Front Disc Brake Conversion Kits (Full-Size Impala or Bel Air)

Upgrade classic full-size GM cars with the stopping power of disc brakes! LEED Brakes disc brake kits provide optimal stopping power at an affordable price, with top-shelf components that undergo rigorous quality checks. Designed to fit most 14"x7" or larger disc brake wheels, kits include:


- Single-piston, zinc-plated 72mm calipers.
- 11" vented rotors
- Zinc-plated rotor splash shields
- Zinc-plated caliper mounting brackets
- Grade 8 mounting hardware
- Semi-metallic brake pads
- Top-quality bearings and seals
- Bearing retainer and grease caps
- Hydraulic solution as listed in the chart



Year	7" Dual Power Adj.	7" Dual Power Disc/Disc
1955-58	LEEFC1010-K105	—
1959-64	LEEFC1011-K105	LEEFC1011-K1A3

Upgrade to MaxGrip XDS cross-drilled rotors, add an "X" to the end of any part number, for example **LEFC1002SMX**. Powdercoat your calipers red (R) or black (B) by adding an "R" or "B" at the beginning of any part number that ends with "X"

Leed 7" Dual Power Booster and 1-1/8" Bore Master Cylinder Combo is a factory-style replacement system for disc/drum brake applications, complete with proportioning valve. Top-quality power brake booster is designed to mount directly to the car's firewall.





### Mopar Front Disc Brake Kits

Why deal with older drum brakes when LEED Brakes makes high-performance disc brake kits that give Mopar cars the stopping power they deserve? With quality 4-piston calipers, these kits provide great braking performance at an affordable price. Designed to fit most factory 14" or 15" drum brake wheels, kits include:

- 4-piston zinc-plated cast-iron calipers with stainless pistons
- 11" rotors
- Zinc-plated caliper mounting brackets
- Grade 8 mounting hardware
- Brake hoses
- Top-quality wheel bearings and seals
- Master cylinder
- Brake lines
- Power booster (where applicable)
- Adjustable proportioning valve
- All necessary hardware

To upgrade to MaxGrip XDS cross-drilled rotors, add an "X" to the end of any part number., for example **LEEFC2002-8405X**  
 Upgrade to red (R) or black (B) powder-coated calipers by adding "R" or "B" to the beginning of any part number ending with "X".



### 1962-72 B-Body Dodge & Plymouth

Part No.	Description
<b>LEEFC2002-8405</b>	Power Front Disc Brake Kit

### Power Front Disc Brake kit

Part No.	Description
<b>LEEFC2003-C05</b>	Manual Front Disc Brake Kit
<b>LEEFC2003-8405</b>	Power Front Disc Brake kit

\* A-Body kits only fit 10" Drum Brake Spindles and include large 5 x 4.5" bolt pattern

### Mopar Rear Disc Brake Kits

These complete bolt-on drum-to-disc conversion kits greatly improve stopping power and overall braking performance. Designed for easy installation, kits include:

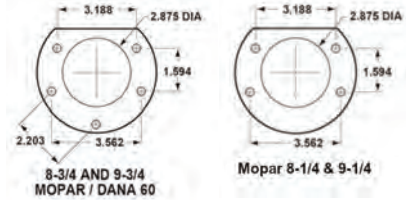
- Single-piston zinc-plated calipers with parking brake
- 11.25" vented brake rotors
- Zinc-plated brake rotor dust shields
- Precision-machined, zinc-plated caliper brackets
- Brake hoses
- Weld-on brake hose tab
- Mounting hardware

To upgrade to MaxGrip XDS cross-drilled rotors, add an "X" to the end of any part number.  
 Upgrade to red (R) or black (B) powder-coated calipers by adding "R" or "B" to the beginning of any part number ending with "X".



### 1965-72 A Body Dodge & Plymouth

Part No.	Description
<b>LEERC2001</b>	8-3/4 & 9-3/4 Rear Disc Brake Kit
<b>LEERC4001</b>	8-1/4 & 9-1/4 Rear Disc Brake Kit



### Mopar Power Brake Booster Kits

LEED Brakes offers a complete line of master cylinders, power brake boosters, and hydraulic kits for 1964-74 Mopar vehicles, all designed to provide the look and feel of factory-equipped power brakes.

Easy bolt-on kits make converting from manual to power brakes a snap, using the existing 4-bolt mounting pattern on the firewall. A pushrod passes through the existing pushrod hole to connect the factory brake pedal, with no modifications needed. For vehicles with existing power brakes, some modifications may be required to ensure proper fit.



Description	With Disc/Disc Valve
1" Bore - 8" Dual Diaphragm	<b>LEEA8473</b>



Description	Booster Only	With Adjustable Valve
1" Bore - 8" Dual Diaphragm	<b>LEEA9</b>	<b>LEEA9F05</b>

## Lightweight Racing Batteries

Lightweight, maintenance-free Valve Regulated Sealed Lead Acid Battery (VRSLAB) was originally developed for military aircraft where weight, power, and safety are priorities. May be mounted in any position and will not leak, even if the case is damaged.

Part No.	Reserve Capacity	CCA	Dimensions
<b>LFBL-1236TB</b>	36 Mins.	385	7.71"L x 5.18"W x 6.89"H
<b>LFBL-1257TB</b>	57 Mins.	495	9.78"L x 4.97"W x 6.38"H



## Quick Paint Cleaning System Kit

### LIQ10201

A unique, easy-to-use 3-step system that effortlessly cleans paint, glass, and chrome. Easily removes dull oxidized paint, water spots, tree sap, bugs, and other contaminants leaving behind perfectly clean, smooth paint. Better than clay bars. Kit contains Quick paint cleaning bar, Quick detailer and spray wax, and microfiber cloth.



## Wheel Cleaner

### LIQ10202

Manufactured with a non-acid formula that is tough on dirt but gentle on wheels. When used as directed, Liquid Glow Wheel Cleaner busts through brake dust and rinses away clean, leaving wheels sparkling clean. Safe for all wheel types including painted, clear coated, powder coated, steel, modular, or chrome 22-oz. spray bottle. Sold each.



## Car Wash with Carnauba Wax

### LIQ10302

This liquid car soap is extremely gentle on a vehicle's paint, yet tough on dirt and grime. Ordinary soap can strip away wax and actually harm the paint surface. Liquid Glow Car Wash with Carnauba Wax is designed just for vehicles, with a pH-balanced formula that is biodegradable and high suds that suspend dirt away from the paint. Not only is this soap gentle and cleansing, it also contains genuine carnauba wax to replenish the vehicles existing coat of wax. 64-oz. bottle. Sold each.



## Glazing Polish

### LIQ20101

Liquid Glow Glazing Polish combines both glaze and polish into one easy-to-use product. This car polish is also a swirl-removing glaze that is safe for all vehicles, non-abrasive, and won't harm paint. Designed to be easy to use for the non-professional, but with results that would make any pro detailer happy. Liquid Glow Glazing Polish will give your paint a deep, liquid glow and mirror-like depth that makes it look better than it did brand new. 16-oz. squeeze bottle.



## Sealant Wax

### LIQ30101

Sealant Wax combines the best qualities of both carnauba wax and a synthetic polymer sealant. This combination produces the long-lasting durability and hard shine of synthetic polymer sealant with the amazing depth and glow of genuine carnauba wax. 16-oz. squeeze bottle. Sold each. Made in USA.



## Quick Detailer and Spray Wax with Genuine Carnauba

### LIQ30202

Quick Detailer is the fastest and easiest way to clean paint while waxing it too. Manufactured with a premium-grade Brazilian carnauba wax that provides a deep, rich wet looking shine. Can even be applied in direct sunlight without any fear of streaking or hazing. 22-oz. spray bottle. Sold each. Made in USA.





### Sound Control Formula Coating

Water-based Lizard Skin SC reduces noise and can protect surfaces from moisture and corrosion. Capable of withstanding 300°F and Class A fire rated, SC is ideal for firewalls, floor pans, transmission tunnels, etc. A two-gallon container covers approximately 100 square feet at .020" thickness. Should be applied with Lizard Skin Spray Gun Kit.



Part No.	Description
LIZ50111	1-Gallon Pail
LIZ50115	2-Gallon Pail



### Super Pro Application Kit

#### LIZ50125

A professional-quality, siphon-feed spray gun that can handle the high density and viscosity of Lizard Skin. Kit includes extra nozzles, one stir paddle for electric drill, two hose clamps, and one threaded hose barb.

### Ceramic Insulation Coating

Water-based, environmentally friendly spray-on insulation is Class A fire rated and can cover hard-to-reach areas like inner fender and door panels. Two-gallon container covers 45-50 square feet at a thickness of .040". Once it's in place, Lizard Skin can withstand 500°F, reduce road noise by 10-12 decibels, and protect surfaces from moisture and corrosion. Should be applied with Lizard Skin spray gun kit for best results.



Part No.	Description
LIZ50100	Black Ceramic Insulation Coating, 2-Gallon Pail
LIZ50101	White Ceramic Insulation Coating, 2-Gallon Pail
LIZ50105	Black Ceramic Insulation Coating, 1-Gallon Pail
LIZ50106	White Ceramic Insulation Coating, 1-Gallon Pail

### TopCoat

This spray-on coating provides a textured, non-skid, glossy finish that improves the durability and appearance of any Lizard Skin project. Black only.

15-oz. Aerosol Can	Case(6) 15-oz. Aerosol Can
LIZ3010.1	LIZ3010.6



### Medium-Strength

#### Blue Threadlocker 242

All-purpose medium-strength blue threadlocker is well suited to bolt and nut applications from 1/4" to 3/4". Locks threads and seals, while preventing parts from loosening due to vibration. Disassembly may be performed using hand tools.

Part No.	Description
LOC487229	Threadlocker 242, 6 ml Tube
LOC492140	Threadlocker 242, 36 ml Bottle



### High-Strength

#### Red Threadlocker 262

Permanent, high-strength threadlocker is compatible with fasteners up to 3/4" prior to assembly. Secures parts that must endure heavy shock, vibration, or extreme chemical conditions. Localized heating may be required to separate parts.

Part No.	Description
LOC487231	Threadlocker 262, 6 ml Tube
LOC492141	Threadlocker 262, 36 ml Bottle



### Surface Insensitive/Medium-Strength Threadlocker 243

General-purpose, medium-strength blue threadlocker features improved oil tolerance, making it ideal for use with rocker studs, rocker adjuster nuts, etc. Designed for fasteners from 1/4" to 3/4". Disassembly may be performed using hand tools.

Part No.	Description
LOC1330799	Threadlocker 243, 6 ml Tube
LOC1330906	Threadlocker 243, 36 ml Bottle



### Heavy-Duty Red Threadlocker 271

Red Threadlocker 271 is engineered for heavy-duty fasteners up to 1", adding 3,000 PSI of holding power to slip or press-fit components. Prevents loosening due to vibration, while eliminating the need for set screws and snap rings. Localized heating may be required to separate parts.

Part No.	Description
LOC487232	Threadlocker 271, 6 ml Tube
LOC492142	Threadlocker 271, 36 ml Bottle







## Locweld™ Bonding Compound

### LOC495540

A 15-minute, two-part adhesive system that eliminates the need for welding or brazing. Can be drilled, sanded, painted, or filed. Resists automotive, shop, and cleaning fluids.



## RTV Black Silicone

General-purpose, black indoor/outdoor sealant. Seals, bonds, repairs, mends and secures glass, metal, plastics, fabric, vinyl, weatherstripping and vinyl wiring. Waterproof and flexible to 450°F. Resists oil, water, weather, vibration, and grease.

Part No.	Description
LOC491979	RTV Black Silicone, 80 ml Tube
LOC495315	RTV Black Silicone, 300 ml Cartridge



## RTV Clear Silicone

General-purpose, clear indoor/ outdoor sealant. Seals, bonds, repairs, mends and secures glass, metal, plastics, fabric, vinyl, weatherstripping and vinyl wiring. Waterproof and flexible to 450°F. Not for use on copper, brass, and galvanized metals.

Part No.	Description
LOC491981	RTV Clear Silicone, 80 ml Tube
LOC495076	RTV Clear Silicone, 300 ml Cartridge



## Weatherstrip Adhesives



Fast-drying, high-strength, waterproof adhesive for bonding automotive weatherstripping and moldings. Withstands temperature extremes. Resistant to fuels, oils, grease, and most solvents. 5-fl. oz. tube

Part No.	Description
LOC495541	Black Weatherstrip Adhesive, 5 fl. oz. Tube
LOC782111	Yellow Weatherstrip Adhesive, 5 fl. oz. Tube

## Copper Anti-Seize Stick

### LOC504468

Same performance as traditional Loctite® copper anti-seize paste in a semisolid stick form, offering more portability and less mess to 1800°F.



## High-Temperature Red Threadlocker 272

### LOC492143

Threadlocker 272 withstands temperatures up to 450°F. and is formulated for heavy-duty applications using bolts up to 1-1/2". Prevents fasteners from loosening due to shock, severe vibration, and heat stress. Localized heating may be required to separate parts. Sold in a 36 ml bottle.



## Heavy-Duty Threadlocker 277

High-strength threadlocker is designed for locking 1" and larger bolts or studs including frame brackets, shock mounts, or suspension fasteners. Localized heating may be required to separate parts. Sold in a 36 ml bottle.



## High-Temperature PST 592 Thread Sealant

Locks and seals threaded fittings, eliminating leakage and loosening. Thread sealant PST 592 won't shred or wear like tape and works with temperatures up to 400°F. Ideal for through-hole head bolts, oil sending units, rear axle fill plugs, etc.

Part No.	Description
LOC483631	PST 592 Thread Sealant, 6 ml Tube
LOC483630	PST 592 Thread Sealant, 50 ml Bottle



## High-Performance Silicone Gasket Makers

High-performance, fast-curing formulas are non-corrosive, more flexible than cork/composite gaskets and more oil resistant than conventional silicones. Sold in 80 ml tubes, 300 ml cartridges and 190 ml aerosol cans.



Description	Temperature Range	80 ml Tube Part No.	300 ml Cartridge Part No.
RTV 587 Blue	-75°-500°F	LOC491983	—
RTV 5899 Grey	-75°-625°F	LOC491982	—
RTV 598 Black	-75°-625°F	LOC491985	LOC495074
RTV 5920 Copper	-75°-700°F	LOC491984	—
RTV Sensor Safe Blue	-65°-500°F	LOC491980	—
RTV Sensor Safe Red	-75°-600°F	LOC492001	—



## Ready Gasket

Make leakproof, blowout resistant gaskets in just one minute. Specified on the production lines by GM, Ford, and Chrysler, elastomeric rubber gasket maker is sensor safe and outperforms pre-cut gaskets. Sold in 5-oz. cartridge or 190ml aerosol can. Temperature range of -75° to 450°F.

5-oz. Cartridge  
Part No.

**LOC494150**



## Anaerobic Gasket Makers

Flexible gasket material eliminates pre-formed, pre-cut paper and cork gaskets. Ideal for water pumps, thermostat housings, transmissions pans, etc. Gasket Maker 515 is designed for rigid, machined surfaces with less than .015" gap, while the Gasket Maker 518 is for use on flanged mating surfaces with gaps up to .050". Sold in 50 ml tubes.

Part No.

Description

**LOC555352**

Gasket Maker 515, 50 ml Tube



## Aviation Gasket Sealant

### LOC1525607

Non-hardening brushtop gasket dressing resists gasoline, oil, and grease, and is designed for close-fitting machined surfaces, sealing hoses and solid gaskets. Sold in a 16-oz. brushtop can.



## High-Flex Gasket Maker

### LOC555354

Anaerobic form-in-place gasket maker that fills gaps to 0.020" and cures to a tough solvent-resistant gasket that flexes with flange movement caused by vibration, pressurization, or thermal change. Temperature resistant to 350°F. 50 ml tube.



## Medium-Strength

### Blue Stick Threadlocker

Semi-solid threadlocker works just like traditional blue liquid. Well-suited for difficult repairs, as in overhead applications. Medium strength, removable.

Part No.

Description

**LOC506166**

Blue Stick Threadlocker, 9 g

**LOC504466**

Blue Stick Threadlocker, 19 g



## High-Strength

### Red Stick Threadlocker

High-strength semi-solid threadlocker. Where resistance to heavy shock, vibration, and stress is required. Heat required for removal.

Part No.

Description

**LOC511537**

Red Stick Threadlocker, 9 g

**LOC511535**

Red Stick Threadlocker, 19 g



## Penetrating

### Threadlocker 290

Green, low-viscosity threadlocking liquid wicks along the threads of pre-assembled fasteners to secure them in place. Heat required for removal.

Part No.

Description

**LOC487234**

Threadlocker 290, 6 ml Tube

**LOC492144**

Threadlocker 290, 36 ml Bottle



## High-Performance

### Thread Sealant PST® Stick

### LOC504467

Semi-solid pipe sealant. Immediate low-pressure sealing, eases disassembly, will not contaminate/clog lines. For metal tapered pipe threads/fittings.



## Bearing Mount Stick

### LOC640482

Semi-solid bearing mount for bonding non-threaded, cylindrical metal assemblies.



## Rearview Mirror Adhesive

### LOC487865

Bonds rear view mirror to windshield quickly and effectively.



## Quick Gel® Super Glue

### LOC483624

Gel formula super glue designed for fast, heavy-duty repairs to vertical surfaces. Works on porous and non-porous materials.



## Quicktite® Super Glue Gel

### LOC636095

Gel formula super glue in a controlled dispense, clog-free package. Ideal for porous surfaces and vertical applications.





### Silver Anti-Seize Stick

**LOC504469**

Same performance as traditional Loctite® silver anti-seize paste in a semisolid stick form, offering more portability and less mess to 1600°F.



### Copper Anti-Seize Lubricant

**LOC555336**

Copper anti-seize and thread lubricant is used to prevent seizing, corrosion, and galling under high temperatures. Ideal for spark plug threads installed in aluminum heads, exhaust components and bolts, etc. Sold in an 8-oz. brushtop can.



### Silver Anti-Seize Lubricant

**LOC501000**

A heavy-duty, temperature-resistant (to 1600°F), petroleum-based lubricant compound fortified with graphite and metallic flakes. Will not evaporate or harden in extreme cold or heat. Use during assembly to prevent seizing, galling, and corrosion.



### Disc Brake Quiet Sticks

**LOC718808**

Unique wax-like stick dampens brake pad vibrations and eliminates squeaking and noise, without the sticky smelly mess of traditional products. Water-resistant. 19g stick.



### Dielectric Tune-Up Grease

Provides a moisture-proof barrier that lubricates and protects electrical connections/wiring from salt, dirt, and corrosion. Extends life of bulb sockets. Prevents voltage leakage around electrical connections.



Part No.	Description
<b>LOC495545</b>	.33-oz. Tube
<b>LOC495549</b>	80 ml Tube

### Heavy-Duty Rubberized Undercoating

**LOC502908**

A heavy-duty undercoating that seals, protects, and insulates. Rubberized for maximum durability.



### Flexible Transmission Dipsticks

Transmission dipsticks are available for all popular transmissions, in firewall or transmission-mount styles. Dipstick assemblies do not have locking feature. Available in Brite or black finish.



Description	Brite Part No.	Black Part No.
Turbo 350, 400 Firewall Mount	<b>LOKTD-3350400FM</b>	<b>LOKXTD-3350400FM</b>
Turbo 350, Trans. Mount	<b>LOKTD-3350TM</b>	—
Turbo 400, Trans. Mount	<b>LOKTD-3400TM</b>	—
Powerglide, Firewall Mount	<b>LOKTD-30PGFM</b>	<b>LOKXTD-30PGFM</b>
Powerglide, Trans. Mount	<b>LOKTD-30PGTM</b>	—
700-R4, Firewall Mount	<b>LOKTD-3700FM</b>	<b>LOKXTD-3700FM</b>
700-R4, Trans. Mount	<b>LOKTD-3700TM</b>	—
200-R, Firewall Mount	<b>LOKTD-3200RFM</b>	—
GM 4L80E, Firewall Mount	<b>LOKTD-34L80FM</b>	<b>LOKXTD-34L80FM</b>
GM 4L60E, Firewall Mount	<b>LOKTD-34L60EFM</b>	<b>LOKXTD-34L60EFM</b>
GM 4L60E, Trans. Mount	<b>LOKTD-34L60ETM</b>	—
GM 6L80E/6L90E, 36"	—	<b>LOKXTD-36L80FM36</b>
Ford C-4, Firewall Mount	<b>LOKTD-30C4FM</b>	<b>LOKXTD-30C4FM</b>
Ford C-4, In Pan Dipstick	<b>LOKTD-30C4FMPAN</b>	—
Ford C-6, Firewall Mount	<b>LOKTD-30C6FM</b>	—
Ford C-6, Trans. Mount	<b>LOKTD-30C6TM</b>	—
Ford FMX, Firewall Mount	<b>LOKTD-3FMXFM</b>	—
Ford AOD, Firewall Mount	<b>LOKTD-3AODFM</b>	<b>LOKXTD-3AODFM</b>
Ford AOD, Firewall Mount, 36"	—	<b>LOKXTD-3AODFM36</b>
Ford AOD, Trans. Mount	<b>LOKTD-3AODTM</b>	—
Chrysler 518 Torqueflite, Firewall Mount	—	<b>LOKXTD-3518FM</b>
Chrysler 727 Torqueflite, Firewall Mount	<b>LOKTD-3727FM</b>	—
Chrysler 727 Torqueflite, Trans. Mount	<b>LOKTD-3727TM</b>	—
Chrysler 904 Torqueflite, Firewall Mount	<b>LOKTD-3904FM</b>	—

### Anchor-Tight™ Locking Flexible Trans Dipsticks

NHRA-approved dipsticks have a locking mechanism to prevent the handle from blowing out under pressure. Brite- or black-finished dipsticks have bolt-in sealed pan fitting and extra handle for quick transmission changes and storage.



Transmission	Style	Brite Part No.	Black Part No.
Powerglide OEM & Aftermarket	3" Direct Mount	<b>LOK1209124</b>	—
Powerglide OEM & Aftermarket	Transmount	<b>LOK1210134</b>	—
Powerglide OEM & Aftermarket	Firewall Mount	<b>LOK1210144</b>	<b>LOKX1210147</b>
Powerglide OEM & Aftermarket	Bottom Fitting Assembly for Spare Trans	<b>LOK1208114</b>	—
TH-350/400	3" Direct Mount	<b>LOK1209144</b>	—
TH-350/400	Firewall Mount	<b>LOK1211144</b>	<b>LOKX1211147</b>
TH-400	Transmount	<b>LOK1213134</b>	—
TH-350/400	Bottom Fitting Assembly for Spare Trans	<b>LOK1208144</b>	—
Chrysler 727	Firewall Mount	<b>LOK1211444</b>	—

**Anchor-Tight Transmission Dipstick Accessories**

Trans Dipstick Plug, Clear Anodized	<b>LOKATA-6908</b>	—
-------------------------------------	--------------------	---



## Anchor-Tight™ Locking Flexible Engine Dipsticks

NHRA accepted for use in all categories of competition! Locking mechanism eliminates expulsion of dipstick handle under pressure. PTFE-lined stainless braided outer housing. E-Z to read flexible inner dipstick measuring cable. Choose from bright or black finish.



Engine	Year	Style	Brite Part No.
Chevy 502 Big Block	N/A	Push into Pan	<b>LOK1220054</b>
Chevy Big Block	N/A	Push into Pan	<b>LOK1220024</b>
Chevy Small Block	1980 & Later	Push into Block Passenger's Side	<b>LOK1220004</b>
Chevy Small Block	1979 & Earlier	Push into Block Driver's Side	<b>LOK1220014</b>
Ford 302 5.0	1986-95	Push into Block Driver's side	—
GM LS1	1997 & Later	Push into Block Passenger's Side	<b>LOK1220074</b>
Universal	N/A	1/4" NPT Pan Fitting Gauge to Fit, 12" Housing Length, Extra-Long Inner Rod	<b>LOK1220174</b>

## Flexible Engine Dipsticks



Description	Brite Part No.	Black Part No.
Small Block Chevy (1979 and Earlier) No Tube, Directly into Block.	<b>LOKED-5000ESB</b>	—
Small Block Chevy (1979 and Earlier)	<b>LOKED-5002</b>	<b>LOKXED-5002</b>
Small Block Chevy (1980 and Later)	<b>LOKED-5001</b>	<b>LOKXED-5001</b>
Small Block Chevy Vortec Ram Jet 350	<b>LOKED-5009</b>	—
Dart Small Block Chevy SHP, Block Mount	<b>LOKED-5018</b>	<b>LOKXED-5020</b>
LS Series (1997 and Later)	<b>LOKED-5008</b>	<b>LOKXED-5008</b>
Big Block Chevy 396-454	<b>LOKED-5003</b>	<b>LOKXED-5003</b>
Big Block Chevy 502	<b>LOKED-5006</b>	—
Small Block Ford 289-302 (1962-69 Through Timing Chain Cover)	<b>LOKED-5010</b>	—
Small Block Ford 302 (1970-85)	<b>LOKED-5013</b>	—
Small Block Ford 5.0L (1986-95)	<b>LOKED-5004</b>	<b>LOKXED-5004</b>
Small Block Ford 4.6L Modular (1994-04)	<b>LOKED-5014</b>	—
Small Block Ford 351W (Screw into Pan)	<b>LOKED-5005</b>	—
Ford FE	<b>LOKED-5012</b>	—
Big Block Ford 460 & 514 (Crate Engines Only)	<b>LOKED-5011</b>	—
Ford Flathead V8 1937-1953, Screw into Pan	<b>LOKED-5016</b>	—
LS Series 1999 and Later, Truck	<b>LOKED-5019</b>	—
Big Block Mopar, Front Sump Only	<b>LOKED-5026</b>	—

## Billet Aluminum Direct-Mount LS Series and Ford Coyote Gauge-to-Fit Engine Dipsticks

With its billet aluminum handle and E-Z read flexible inner cable, Lokar's billet aluminum direct-mount LS Series and Coyote gauge-to-fit engine dipsticks are ideal replacements for factory dipsticks and handles. Designed to mount directly into the factory dipstick tube, the direct-mount LS Series and Coyote gauge-to-fit engine dipsticks feature billet aluminum handles and a "U-Cut-To-Fit" E-Z read flexible inner cables for accurate engine oil measurement.




Engines	Hi-Tech Part No.	Black Part No.
LS Series Engines	<b>LOKED-5000LS1</b>	<b>LOKXED-5000LS1</b>
Ford Coyote Engine	<b>LOKED-5000COY</b>	<b>LOKXED-5000COY</b>

## Transmission Dipstick Funnel Adapter LOKATA-6900

Designed to fit into most standard transmission dipstick tubes too small for a standard funnel, this aluminum and clear vinyl helps make adding transmission fluid easy and spill-free.

## Throttle Cables


Stainless steel and universal black housings have specially extruded liners for extended cable life. Aluminum fittings and ferrules eliminate fraying. Cut-to-fit universal housing is 24" long, with stainless ends and adapts to stock or custom pedals.



Part No.	Description
<b>LOKTC-1000HT</b>	High Tech Throttle Cable, 24" Stainless Steel
<b>LOKTC-1000U</b>	Universal Throttle Cable, Black Housing
<b>LOKTC-1000TP</b>	Tuned Port High Tech Throttle Cable, Stainless Steel
<b>LOKTC1000BLD</b>	High Tech Throttle Cable, Blower Drive
<b>LOKTC-1000HT36</b>	High Tech Throttle Cable, 36"
<b>LOKTC-1000U36</b>	Universal Throttle Cable, 36" Black Housing
<b>LOKTC-1000LS1</b>	LS1 Throttle Cable, Stainless Housing
<b>LOKTC-1000LS1U</b>	LS1 Throttle Cable, Black Housing

## Polished Hi-Tech Throttle Cables

Polished cables are available in stainless steel braided housing or black housing. They are designed with a specially extruded liner for extended cable life - not to be confused with ordinary braided brake hose. Cables are equipped with polished aluminum fittings and polished aluminum ferrule to eliminate fraying. "U-Cut-to-Fit" outer housing is available in 24" or 36" lengths with a "U-Cut-to-Fit" stainless inner wire.



Description	Stainless Steel Part No.	Black Housing Part No.
24" Hi-Tech Throttle Cable	<b>LOKTCP-1000HT</b>	<b>LOKTCP-1000U</b>
36" Hi-Tech Throttle Cable	<b>LOKTCP-1000HT36</b>	<b>LOKTCP-1000U36</b>
Tuned-Port 1985-91 & LT1/LT4 Hi-Tech Throttle Cable	<b>LOKTCP-1000TP</b>	—
36" LS1 Hi-Tech Throttle Cable (also use for Ram Jet 350)	<b>LOKTCP-1000LS1</b>	<b>LOKTCP-1000LS1U</b>



## Edelbrock Carburetor Billet Throttle Cable Bracket

CNC-machined from billet 6061-T6 aluminum, available in clear or black anodized finish. Designed to fit single or dual-quad carburetors. Includes dual stainless steel return springs for use with Lokar cable, and all installation hardware.



Part No.	Description
<b>LOKTCB-40DD</b>	Edelbrock Carb Bracket With Dual Springs, Clear
<b>LOKXTCB-40DD</b>	Edelbrock Carb Bracket With Dual Springs, Black

## Turbo 350 Black Stainless Kickdown Bracket

### LOKXKDB-4350

Bolts directly onto a 4-barrel type small block Chevy intake manifold. For use with all GM square-style kickdown cable assemblies. Black stainless steel finish.



## TH-350 Stainless Kickdown Bracket And Cable

Standard adjustable GM detent cable with black housing includes Lokar's stainless mounting bracket for installation on the back two intake manifold bolts on a small block Chevy. Designed for Chevy 4-barrel carburetors, kit includes extender for more cable adjustment versatility. Stainless bracket is sold separately.



Part No.	Description
<b>LOKKD-2350U</b>	TH-350 Stainless Kickdown Bracket And Cable
<b>LOKKD-B4350</b>	TH-350 Stainless Bracket Only

## TH-400 Electric Kickdown Kit

### LOKKD-2400HT

Cable-operated electric switch is housed in a billet aluminum box that mounts to transmission pan bolts. A "U-Cut-To-Fit" stainless steel sheathed cable allows mounting anywhere within 48" of the carburetor. Kit includes instructions and eliminates mounting unsightly switches on the carburetor, intake manifold or gas pedal.



## Throttle Brackets and Springs

Part No.	Description
<b>LOKKD-B4350</b>	Stainless Steel Turbo 350 Kickdown Bracket
<b>LOKSRK-4000</b>	Stainless Steel Throttle Cable Bracket And Springs
<b>LOKSRK-4001</b>	Stainless Steel Throttle Cable Bracket
<b>LOKSRK-4002</b>	Stainless Steel Springs
<b>LOKTCB-40EFI</b>	Stainless Steel EFI Bracket, Fits 1986-93 Ford 302 And 351 Electronic Fuel Injection Systems That Have Installed The Mustang EGR Spacer
<b>LOKTCB-40LS1</b>	LS1 Throttle Cable, Single Stud
<b>LOKTCB-40LS12</b>	LS1 Throttle Cable And Cruise Control Bracket, Double Stud
<b>LOKTCB-40LT4</b>	LT-4 Throttle Cable And Kickdown Bracket
<b>LOKTRP-4003</b>	Stainless Steel Tri-Power Throttle Cable Bracket And Springs



## Duo Pak Throttle Cable Kits

Kit is equipped with either a Hi-Tech stainless steel braided cable or a black universal throttle cable... plus the Lokar stainless steel carb bracket and return spring kit. Fits Holley, Edelbrock, Carter AFB, Q-Jet, and in-line dual quads.



Part No.	Description
<b>LOKDP-1000HT</b>	Hi-Tech Stainless Steel Throttle Cable, With SS Bracket And Springs
<b>LOKDP-1000U</b>	Universal Black Cable With SS Bracket And Springs

## LS1 Billet Aluminum

Throttle Cable Bracket Billet aluminum clear or midnight black anodized throttle bracket mounts to the side of the LS1 manifold. Available with a single stud for throttle only or double to add cruise control cable. Designed to be used with Lokar cables.



Part No.	Description
<b>LOKTCB-40LS13</b>	2000-02, Cable Bracket, Single Stud, Aluminum
<b>LOKXTCB-40LS1</b>	1998-99, Cable Bracket, Single Stud, Black
<b>LOKXTCB-40LS13</b>	2000-02, Cable And Cruise Control, Single Stud, Black

## Kickdown Kits

Part No.	Description
<b>LOKKD-2350U</b>	Turbo 350 Black Kickdown Cable/Bracket
<b>LOKKD-2350HT</b>	High Tech Turbo 350 Kickdown Kit
<b>LOKKD-2400HT</b>	Turbo 400 Electric Kickdown Kit
<b>LOKKD-20PGHT</b>	High Tech Powerglide Kickdown Kit
<b>LOKKD-2700HT</b>	High Tech 700-R4 Kickdown Kit
<b>LOKKD-2700TP</b>	TPI High Tech 700-R4 Kickdown Kit
<b>LOKKD-2200RHT</b>	High Tech 200-R4 Kickdown Kit
<b>LOKKD-20C4HT</b>	High Tech Ford C-4 Kickdown Kit
<b>LOKKD-20C6HT</b>	High Tech Ford C-6 Kickdown Kit
<b>LOKKD-2FMXHT</b>	High Tech Ford FMX Kickdown Kit
<b>LOKKD-2A0DHT</b>	High Tech Ford A0D Kickdown Kit
<b>LOKKD-2727HT</b>	High Tech Chrysler 727 Kickdown Kit
<b>LOKKD-2904HT</b>	High Tech Chrysler 904 Kickdown Kit





## Vintage Series Throttle and Kickdown Cables

Designed for use with most factory and aftermarket throttle assemblies, these throttle and kickdown cables combine retro styling with modern functionality. Underneath a vintage-style lacquer-coated braided cotton, an extruded PTFE inner liner provides smooth operation. Made in the USA and covered by a lifetime warranty.



Part No.	Description
<b>Throttle Cables</b>	
<b>LOKVS-1003</b>	24" Black Fittings, Black Wrap w/White Tracers for Carburetor
<b>LOKVS-1004</b>	24" Black Fittings, Black Wrap w/Blue Tracers for Carburetor
<b>LOKVS-1005</b>	24" Black Fittings, Black Wrap w/Red Tracers for Carburetor
<b>LOKVS-100436</b>	36" Black Fittings, Black Wrap w/Blue Tracers for Carburetor
<b>LOKVS-100536</b>	36" Black Fittings, Black Wrap w/Red Tracers for Carburetor
<b>LOKVS-100LS1348</b>	48" Black Fittings, Black Wrap w/White Tracers for GM LS1
<b>LOKVS-100LS1448</b>	48" Black Fittings, Black Wrap w/Blue Tracers for GM LS1
<b>LOKVS-100LS1548</b>	48" Black Fittings, Black Wrap w/Red Tracers for GM LS1

Part No.	Description
<b>Kickdown Kits</b>	
<b>LOKVS-20C45</b>	Ford C4 Black Aluminum Fittings Black Wrap w/Red Tracers
<b>LOKVS-20C63</b>	Ford C6 Black Aluminum Fittings Black Wrap w/White Tracers
<b>LOKVS-20C64</b>	Ford C6 Black Aluminum Fittings Black Wrap w/Blue Tracers
<b>LOKVS-20C65</b>	Ford C6 Black Aluminum Fittings Black Wrap w/Red Tracers
<b>LOKVS-2A0D4</b>	Ford A0D Black Aluminum Fittings Black Wrap w/Blue Tracers
<b>LOKVS-2A0D5</b>	Ford A0D Black Aluminum Fittings Black Wrap w/Red Tracers
<b>LOKVS-27274</b>	Chrysler 727 Black Aluminum Fittings Black Wrap w/Blue Tracers

## Goolsby Edition Pedal Pads and Assemblies

Goolsby Edition pedal pads and assemblies add a classy touch to any custom project! Brake and clutch pads are compatible with most aftermarket brake and clutch arms. The throttle assembly arms are splined for right or left adjustment of mounting bracket. Edge Series pads are made with billet aluminum with a brushed or black anodized finish, and feature removable inserts for customization. Lucille Series pads and assemblies are chromed steel with rubber inserts, with or without ribs on the pedal pad surface.



Description	Part No.
<b>Edge Series</b>	
Brake/Clutch Pedal Pad (Pair), Brushed	<b>LOKBAG-6194</b>
Throttle Pedal Pad, Brushed	<b>LOKBAG-6195</b>
Throttle Pedal Pad, Black	<b>LOKBAG-6196</b>
<b>Lucille Series</b>	
Throttle Pedal Assembly, with Ribs	<b>LOKBAG-6207</b>
Throttle Pedal Assembly	<b>LOKBAG-6208</b>
Brake/Clutch Pedal Pad, with Ribs (One)	<b>LOKBAG-6209</b>
Brake/Clutch Pedal Pad (One)	<b>LOKBAG-6210</b>

## Throttle, Brake, and Dimmer Switch Components

Part No.	Description
<b>LOKBAG-6004</b>	Billet Gas Pedal with Rubber Insert
<b>LOKBAG-6005</b>	Billet Brake Pedal Pad with Rubber Insert
<b>LOKBAG-6006</b>	Billet Dimmer Switch Cover with Rubber Insert
<b>LOKSG-6007</b>	Chrome Steel Spring Loaded Gas Pedal with Rubber Insert
<b>LOKSG-6008</b>	Chrome Steel Brake Pedal Pad with Rubber Insert
<b>LOKSG-6009</b>	Chrome Steel Dimmer Switch Cover with Rubber Insert
<b>LOKSP0-6070</b>	Spoon Gas Pedal



## "XL" Series Throttle Assemblies

"XL" pedals have larger pedal pads than standard pedals, for improved comfort and safety.



Part No.	Description
<b>LOKBFG-6012</b>	XL Billet Throttle Pedal with Rubber Insert
<b>LOKBFG-6013</b>	XL Billet Brake Pedal Pad with Rubber Insert
<b>LOKSG-6016</b>	XL Chrome Steel Throttle Pedal, Spring Loaded with Rubber Insert
<b>LOKSG-6017</b>	XL Chrome Steel Brake Pedal Pad with Rubber Insert
<b>LOKXBF6-6012</b>	XL Black Billet Throttle Pedal with Rubber Insert
<b>LOKXBF6-6013</b>	XL Black Billet Brake Pedal Pad with Rubber Insert

## Eliminator Floor-Mounted Gas Pedal

Pulls the throttle cable from under the floorboard. Pedal has a splined shaft for precise adjustment, and a built-in pedal stop. Requires a 3/8" throttle cable.



Part No.	Description
<b>LOKFMG-6097</b>	XL Billet Throttle Pedal
<b>LOKFMG-6098</b>	XL Billet Throttle Pedal With Rubber Pad

## Competitor Series Throttle Assembly

### LOKBAG-6148

Competitor Series throttle assembly is designed with a unique internal spanner nut ensuring perfect pedal tension and eliminating excessive 'slop' in the throttle pedal. Billet aluminum competitor throttle pedal assembly with rubber, centered mounting, brushed.





## 1967-72 Chevy/GMC C-10 Direct-Fit Brake and Clutch Arms with Standard Pads


### LOKBCA-9508

Billet aluminum curved direct-fit automatic brake pedal arm with standard pads.



## Lakester Steel Pedals


Lakester pedals feature curved pads and arms, and the removable lower arm is splined for versatility in mounting to the right or left of the mounting bracket. The nostalgic-style pedals are available chromed, black, and raw. Pedals have Delrin bushings for smooth operation.



Part No.	Raw Description	Chromed Color	Black Color
LOKBAG-6151	Throttle Pedal	Chromed	
LOKXBAG-6151	Throttle Pedal		Black
LOKBAG-6154	Throttle Pedal		Raw

## Drive-by-Wire Electronic Throttle Control Pedal Assembly

Programmable electronic throttle pedal uses a contactless solid-state Hall Effect sensor for use in most applications. Made of aluminum and stainless steel, the assembly includes a splined pedal arm for versatile mounting. Sensor programmed on pedal to optimize electrical output for quick throttle response and improved performance over OEM pedals.



**Note:** All Drive-by-Wire Electronic Throttle Control Pedal Assemblies require (1) Electronic Throttle Control and (1) Drive-by-Wire Pedal Set to make the complete assembly.

Part No.	Description
<b>Drive-By-Wire, Electronic Throttle Control with Harness</b>	
LOKBDBW-GM02	2006-Up Corvette
<b>Drive-By-Wire Spring Loaded Throttle Pedal Set</b>	
LOKDBW-6012	XL Billet Alum with Rubber Pads
LOKXDBW-6012	Black XL Billet Aluminum with Rubber Pads

## Pedal Pads and Assemblies

Throttle pedal assemblies bolt into the stock location to change rod linkage to cable linkage. The throttle pads are spring-loaded like original and splined for right or left adjustment of the foot pad. Pads and assemblies are billet aluminum with rubber inserts and available in polished aluminum and black powder-coated finish. The pedal pads are machined to fit over the stock steel pads.

Application	Description	Black Part No.	Brushed Part No.
<b>Chevrolet</b>			
1967-69 Camaro/Firebird	Gas Pedal Assembly	LOKXBAG-6096	LOKBAG-6096
1967-69 Camaro/Firebird	Emergency Brake Pad Only	—	LOKBAG-6099
1955-57 Chevy	Brake/Clutch Pad	—	LOKBAG-6076
1955-57 Chevy	Automatic Power Brake Pad	—	LOKBAG-6078
1964-67 Chevelle	Throttle Pedal	—	LOKBAG-6129
1964-72 Chevelle	Brake/Clutch Pad	—	LOKBAG-6132
1962-67 Chevy II/Nova	Throttle Pedal	—	LOKBAG-6127
1968-72 Chevy II/Nova	Throttle Pedal Assembly	—	LOKBAG-6142
1967-72 C-10 Pickup	Emergency Brake Pad	—	LOKBAG-6169
1967-70 C-10 Pickup	Throttle Pedal	—	LOKBAG-6164
1967-72 C-10 Pickup	Throttle Pedal	—	LOKBAG-6165
<b>Ford</b>			
1964-68 Mustang	Gas Pedal Assembly	LOKXBAG-6115	LOKBAG-6115
1969-70 Mustang	Gas Pedal Assembly	—	LOKBAG-6117
1964-68 Mustang	Brake Pedal Pad, A/T	LOKXBAG-6123	LOKBAG-6123
1964-70 Mustang	Brake And Clutch Pedal Pads, M/T	—	LOKBAG-6121
1964-68 Mustang	Throttle Pedal	—	LOKBAG-6115
1969-70 Mustang	Throttle Pedal	—	LOKBAG-6117



LOKXBAG-6123



## Oval Interior Door Handles

Handles operate very smoothly and will work with most door hardware and latches.




Part No.	Description
<b>LOKIDH-2000</b>	Oval Billet Interior Door Handles
<b>LOKIDH-2001</b>	Oval Polished Interior Door Handles

## Polished Billet Crescent Oval Arm Rest Door Pulls

### LOKIDP-2003


Door pulls complement Lokar oval door handles, pedals, and dash inserts. Door pulls recess into arm rest, have a deep, four-finger pocket and install with just two screws. Mounting bracket and stainless steel screws are included.



## Universal Door Latch Release Kit

### LOKDLR-2100

A cut-to-fit stainless cable with an adjustable connection makes installation easy. Solid rods and bell cranks are eliminated. Kit is compatible with most door handles and latches.



## Billet Aluminum Window Cranks

Replacement window cranks are offered in brushed or polished finishes, and fit most 1949 and later GM and Ford applications. Sold in pairs.



Part No.	Description
<b>LOKIDH-2014</b>	Window Cranks, Brushed Finish
<b>LOKIDH-2015</b>	Window Cranks, Polished Finish

## Billet Aluminum Dash Knobs and Dash Knob Bezels

Billet aluminum dash knobs and matching bezels are available in multiple styles and finishes. Knobs feature a 3/16" hole and set screw, while bezels are available with either male or female threaded options.

Description	Brushed Part No.	Black Part No.	Polished Part No.	Chromed Part No.
<b>Deco Style</b>				
Dash Bezel w/ 7/16"-20 Male Threads	-	-	<b>LOKDK-002P</b>	-
Dash Bezel w/ 7/16"-28 Male Threads	-	<b>LOKXDK-009</b>	<b>LOKDK-004P</b>	-
Dash Bezel w/ 7/16"-28 Female Threads	-	<b>LOKXDK-005</b>	-	-
<b>Hi-Tech Style</b>				
Dash Knob w/ 3/16" Hole and Set Screw	<b>LOKDK-006</b>	<b>LOKXDK-006</b>	-	-
Dash Bezel w/ 7/16"-20 Male Threads	<b>LOKDK-007</b>	<b>LOKXDK-007</b>	-	-
Dash Bezel w/ 7/16"-20 Female Threads	<b>LOKDK-008</b>	-	-	-
Dash Bezel w/ 7/16"-28 Female Threads	<b>LOKDK-010</b>	-	-	-
<b>Lucille Style</b>				
Dash Knob w/ 3/16" Hole and Set Screw	-	-	<b>LOKDK-011P</b>	-
Dash Bezel w/ 7/16"-20 Male Threads	-	-	<b>LOKDK-012P</b>	-
Dash Bezel w/ 7/16"-20 Female Threads	<b>LOKDK-013</b>	-	<b>LOKDK-013P</b>	-
Dash Bezel w/ 7/16"-28 Female Threads	<b>LOKDK-015</b>	-	<b>LOKDK-015P</b>	<b>LOKDK-015C</b>



## Goalsby Edition "Lucille" Series Door Handles, Window Cranks, and Seat Levers

Goalsby Edition door handles and window cranks offer a stylish solution for classic and custom cars alike. Made of chrome-plated billet aluminum, they are designed for perfect fit, easy installation, and concours-quality looks. Sold in pairs.

Application	Interior Door Handles	Window Cranks	Vent Window Cranks	Seat Adjustment Levers
GM & Ford 1949-Up	<b>LOKGSE-2166</b>	<b>LOKGSE-2167</b>	<b>LOKGSE-2168</b>	<b>LOKGSE-2169</b> (for all)
GM Pre-1949	<b>LOKGSE-2170</b>	<b>LOKGSE-2171</b>	<b>LOKGSE-2172</b>	
Ford Pre-1949	<b>LOKGSE-2173</b>	<b>LOKGSE-2174</b>	<b>LOKGSE-2175</b>	







## Manual Transmission Shifter

### LOKMSL6B2

16" double-bend chrome tubular shifter fits Tremec/Borg Warner, T5, T4, and T56 stock and aftermarket 5- and 6-speed transmissions with 2-bolt flanges and 7/8" center-to-center bolt holes. Levers are billet steel with counter sunk studs for cap screws and 3/8"-24 threads for knob (not included).



## Billet Aluminum

### Tremec Shifter Levers

Window-style aluminum shifter levers fit factory and aftermarket Tremec T5, T45, T56, and TKO transmissions with 2-bolt flanges. A machined groove accepts Lokar boot attachment, and 3/8"-16 threads fit shift knob (not included). Brushed chrome finish.



Brushed Part No.	Description
Tremec/Borg Warner T5, T45, T56	
LOKMSL6C	Shift Lever 12"
LOKMSL6B2	Shift Lever 16" Double Bend
Tremec TKO/Magnum	
LOKMSL602C	Shift Lever 12"
LOKMSL604B2	Shift Lever 16" Double Bend
Billet Aluminum TKO 500-600/Magnum	
LOKMSL611D	Manual Shift Lever 10"
Billet Aluminum Tremec T5, T45, T56	
LOKMSL620F	Shift Lever 6 Straight

## Hi-Top Shifter Boot

### LOK70-BAF1

Rectangular boot with aluminum bezel. Boot includes bezels that attach to the shifter and double as jam nuts. Receiver grooves ease boot attachment. Available with 3/8"-24 threads. Boot covers an entire 6" or 8" Lokar lever. Boot rings (sold separately).



## Deluxe Top Shifter Boots

Boot's sliding bezels have O-rings to fasten boot anywhere along the length of the lever. The bezel receiver groove eases boot attachment. Sliding bezel works on Lokar's 5/8" shifter levers. Boot rings sold separately.



Part No.	Description
LOK70-BAF3	Deluxe Top Rectangular Boot with 5/8" Billet Aluminum Sliding Bezel
Individual Bezels	
LOK70-BAB3	5/8" Round Billet Aluminum Sliding Bezel

## Shifter Boot Kits

Lokar shifter boots are made of black Naugahyde. All sets include a boot, stainless base ring, or billet aluminum ring with ball milled edge and stainless screws. Stainless boot rings are available in polished stainless or black powder coat. Aluminum boot rings are available in brushed aluminum or black anodized finish.



### Boot Ring Dimensions

Description	Outer Dimension	Inner Dimension
Stainless Round Shifter Boot Ring	5"	4"
Billet Aluminum Round Shifter Boot Ring	5-1/4"	4"
Stainless Rectangular Floor Mount Shifter Boot Ring	6-3/4" x 5-1/4"	5-1/2" x 4"
Billet Aluminum Rectangular Floor Mount Shifter Boot Ring	6-3/4" x 5-1/4"	5-1/2" x 4"

Description	Stainless Ring	Billet Ring	Black Anodized Ring	Black Stainless Ring
Classic Shifter Boot	LOK70-CLB	-	-	-
Hot Rod Shifter Boot - Round	LOK70-HRB	LOK70-BHRB	-	-
Rectangular Floor Mount Shifter Boot	LOK70-FMB	LOK70-BFMB	LOKX70-BFMB	LOKX70-BFMB

## Adjustable Column Shift Linkage

Ease connection of a column shift to an automatic transmission with an aluminum adjustable column shift linkage kit. Works with all GM-style factory or aftermarket columns. The rigid, clean design assures proper ratio adjustment between the transmission and the indicator on the column.



Part No.	Description
LOKACA-1800	TH350/400/700-R4/TH200/TH4L60/4L60E
LOKACA-1801	Ford C4/C6
LOKACA-1807	Ford AOD

## Ford AOD Selector Shaft and Arm

Designed for the Ford AOD automatic transmission, replacement selector shaft and arm standardize the shift linkage for easy installation of virtually any aftermarket shifter. Zinc plated for corrosion resistance, shaft and arm replace the OEM unit, and are adjustable for use with multiple applications. The kickdown seal is installed and stainless hardware is included.



LOKATA-1001

Part No.	Description
LOKATA-1000	1/4" Slot And Hole
LOKATA-1001	5/16" Slot

## 5-Speed Manual Shift Knob

### LOKSK-6876

Round two-inch diameter shift knob fits five- and six-speed shifters. Black knob has 3/8"-24 threads.





## Automatic Transmission Shifters


Lokar Shifters combine old-time styling with modern technology and are designed especially for street rods. Exclusive safety lock-out button prevents accidentally shifting from Park into Reverse or Drive. The mount is completely adjustable front to rear and can be mounted where it fits the best.



## Transmission Mounted Shifters

Shifters mount directly to transmission case. Sold complete with installation hardware and brushed mushroom knob. Nostalgia lever has two bends.

Part No.	Description
<b>LOKCM350AM</b>	TH-350 Shifter, 23" Lever, Mushroom Knob
<b>LOKCM350ANMB</b>	TH-350 Shifter, 3" Nostalgia Lever, Mushroom Knob
<b>LOKCM350BM</b>	TH-350 Shifter, 16" Lever, Mushroom Knob
<b>LOKCM350CM</b>	TH-350 Shifter, 12" Lever, Mushroom Knob
<b>LOKCM700ANMB</b>	700R-4 Shifter, 23" Nostalgia Lever, Mushroom Knob
<b>LOKCM700AM</b>	700R-4 Shifter, 23" Lever, Mushroom Knob
<b>LOKCM700BM</b>	700R-4 Shifter, 16" Lever, Mushroom Knob
<b>LOKCM700CM</b>	700R-4 Shifter, 12" Lever, Mushroom Knob



## Floor Mount Shifters

Shifters may be installed above or below the floor or the transmission tunnel. Shifters have positive safety lock-outs in park and neutral, built-in neutral safety switches, chrome-plated levers, and brushed mushroom knob. Kits include quad arm with quad offsets for mounting on left or right.

Part No.	Description
<b>LOKFM350BM</b>	TH-350 Shifter, 16" Lever
<b>LOKFM350CM</b>	TH-350 Shifter, 12" Lever
<b>LOKFM350DM</b>	TH-350 Shifter, 10" Lever
<b>LOKFM700DM</b>	700-R4 Shifter, 10" Lever
<b>LOKFM700EM</b>	700-R4 Shifter, 8" Lever

## AxiShift™ Shift Lever Adapters

Designed to provide precise shifter lever placement for optimal control and driver comfort, AxiShift Shift Lever Adapters allow the the lever to be rotated 360° with up to 15° of tilt in in any direction. Made of high-strength steel, AxiShift bolts onto Tremec TKO-500/600, T-56, and TKX transmissions, while the AxiShift Pro is a direct-fit replacement for the Tremec TKO-500/600 and TKX control lever.



Part No.	Description
<b>LOKMSL700</b>	AxiShift Shift Lever Adapter
<b>LOKMSL701</b>	AxiShift Pro Shift Lever Adapter

## Shift Knob Adapter

Lokar developed a shifter knob adapter which allows you to express yourself with highly custom knobs, yet still retain all of the safety features and benefits of a Lokar shifter, including the positive lock-out in Park and Neutral.



Part No.	Description
<b>LOKSK-6878</b>	Chrome Shifter Knob Adapter, 3/8"-16 Knob
<b>LOKSK-6879</b>	Chrome Shifter Knob Adapter, 3/8"-24 Knob

## Knobs for Shifter Knob Adapter

Each knob includes aluminum 3/8"-16 and 3/8"-24 thread inserts with polished jam nuts.

LOKSK-6914



Part No.	Description
<b>LOKSK-6883</b>	2 1/4" Plain White Shift Knob, 3/8"-16 and 3/8"-24
<b>LOKSK-6914</b>	2" Solid Round Polished Shift Knob, 3/8"-24 Thread

## Premium Aluminum Shifter Knobs

All Premium shifter knobs are designed with our Teflon®-lined safety lock-out button and function with the same smooth operation as our original factory installed knobs.




Part No.	Description
<b>LOKSK-6920</b>	2" Solid Round Satin Shift Knob with Plain Button
<b>LOKSK-6921</b>	2" Solid Round Black Shift Knob with Plain Button
<b>LOKSK-6922</b>	2" Solid Round Polished Shift Knob with Plain Button

## Back-Up Light/Neutral Safety Switch

### LOKBL1400U


Use kit as back-up light switch or neutral safety switch (cannot function as both). Fits TH-350, TH-400, and 700-R4.



## Emergency Brake Warning Indicator Switch Kit

### LOKEHB-7001

Kit includes micro switch, warning indicator trigger, electrical terminals, E-clip and pin, and stainless mounting hardware.





## Oval LED Taillights


### LOKTL-1911

CNC-machined from 6061-T6 aluminum and chrome plated, LED lights have three functions; taillight, turn signal, and brakes. Lights are assembled for easy installation and include stainless hardware and instructions. XL Oval LED Taillights (Outer Bezel Measures 3" x 6-1/2"). Sold in pairs.



## Column Cable Shift Linkage

Kit includes an aluminum billet arm that can be mounted on either side of the column - great in tight spaces, and a 60" long cable with a stainless steel inner wire and a black, PTFE-lined housing.



Compatible with the Lokar shift indicator system and back-up light/neutral safety switch kit (LOKBL1400U).

Part No.	Description
LOKACA-1804	2" Aftermarket GM Column Shift Linkage
LOKACA-1805	2-1/4" Aftermarket GM Column Shift Linkage

## Billet Handbrake Boot

### LOK70-BHBF

Black nauthyde boot includes stainless round base ring and stainless screws. Polished stainless bezel on top fits over shaft and tightens with a pull-tie.



## Floor-Mounted Emergency Brake Handle

### LOKEHB-7000F

Floor-mounted emergency brake handle has a chromed steel handle and a zinc-plated bracket for corrosion resistance. Versatile mount allows for floor or side mounting. Cables are sold separately.



## U-Cut-to-Fit Speedometer Cable Kits

Part No.	Description
LOKSP-1500U	Fits GM TH-350, TH-400, 700-R4, Powerglide, TH-200, 200-R4, 4L60, Chrysler 727 and 904
LOKSP-1502U	Fits Ford C-4, C-6, AOD and FMX



LOKSP-1500U

## Trunk Release Cable Kit

### LOKTR-1200U

Kit includes cable stop and 15 feet of black outer housing with 16 feet of inner wire. Must be used with cable-activated latches.



## Hood Release Cable Kits

Includes aluminum firewall fittings, cable stop and cut-to-fit cable. Cable outer housing is 18 inches inside the vehicle and six feet under the hood. Inner wire is nine feet. For use with cable-activated latches.

Part No.	Description
LOKHR-1100HT	Stainless Steel Hood Release Cable Kit
LOKHR-1100U	Black Housing Hood Release Cable Kit

## Hood Prop

### LOK0401014

Stainless steel hood prop has three-level prop which increases the opening of the hood by about 12 inches.



## Goolsby Edition 12-Volt Door Handles

### LOKGSE-2106

Goolsby Edition exterior 12-volt door handles add a classy, upscale touch. Billet aluminum handles feature a 12-volt pressure pad switch to trigger electric-actuated door latches. Sold in pairs



Lokar expands its Midnight Series product line with brand new black stainless steel housing and black aluminum fittings for many of the product lines. Great for that all-black look.

Midnight Series

## Black Hi-Tech Throttle Cables

Part No.	Description
LOKXTC-1000HT	24" Throttle Cable
LOKXTC-1000HT36	36" Throttle Cable
LOKXTC-1000LS1	36" LS1 Throttle Cable



## Black Hi-Tech Kickdown Kits

Part No.	Description
LOKXKD-2350HT	GM TH-350 Kickdown Kit
LOKXKD-2400HT	GM TH-400 Electric Kickdown Kit
LOKXKD-2700HT	GM 700-R4 Kickdown Kit
LOKXKD-20C6HT	Ford C-6 Kickdown Kit
LOKXKD-2A0DHT	Ford AOD Kickdown Kit
LOKXKD-2727HT	Chrysler 727 Kickdown Kit




## Black Throttle Cable Brackets

Part No.	Description
LOKXSRK-4000	Stainless Steel Carburetor Bracket and Stainless Springs
LOKXSRK-4001	Stainless Steel Carburetor Bracket





## Emergency Brake Cable Kits



Universal emergency brake cable kits are for use with Lokar's emergency brake handles. Kits include two 8-foot long cut-to-fit cables, adjustable cable lock, and clevis. These are available in either a black nylon or stainless steel braided outer housing.

Application	Black Part No.	Stainless Part No.	Clevis Kit Part No.
Chevy Drum	LOKEC-80FU	LOKEC-80FHT	--
Ford Drum	LOKEC-80FU	LOKEC-80FHT	--
Chrysler Drum	LOKEC-80FU	LOKEC-80FHT	--
Dana Drum	LOKEC-80FU	LOKEC-80FHT	--
Lincoln Versailles	LOKEC-80FU	LOKEC-80FHT	--
Corvette 1984 to 1987*	LOKEC-80FU	LOKEC-80FHT	LOKEC-80CC
Corvette 1988 and Later*	LOKEC-80FU	LOKEC-80FHT	LOKEC-80WC
Thunderbird 1987 to 1988	LOKEC-80FUTB	Special Order	--
Ford Racing with Internal Drum E-Brake*	LOKEC-81FU	LOKEC-81FHT	LOKEC-81FC
Wilwood with Internal Drum E-Brake	LOKEC-81FU	LOKEC-81FHT	--
Wilwood with Stand Alone E-Brake Caliper*	LOKEC-80FU	LOKEC-80FHT	LOKEC-80WC
Baer Brakes	LOKEC-80FU	LOKEC-80FHT	--
SSBC with Standard Calipers	LOKEC-80FUTB	Special Order	--
SSBC with Integrated E-Brake*	LOKEC-80FU	LOKEC-80FHT	LOKEC-80WC
SSBC with Stand-Alone E-Brake Caliper*	LOKEC-80FU	LOKEC-80FHT	LOKEC-80WC

\* Clevis kit required to fit application.

## Billet Aluminum Air Cleaner Nuts



Machined billet aluminum air cleaner nuts with protective O-ring and 1/4"-20 threads

Part No.	Description
LOKACN-001P	Lokar Style, Polished Finish
LOKACN-002C	Lucille Style, Chromed Finish
LOKACN-002P	Lucille Style, Polished Finish
LOKXACN-001	Lokar Style, Black Finish
LOKXACN-002	Lucille Style, Black Finish
LOKXACN-003	Deco Style, Black Finish

## Black XL Series Pedal Assemblies

XL pedals have larger pedal pads than standard pedals to provide improved comfort and safety.

Part No.	Description
LOKXBFG-6012	XL Black Billet Aluminum Throttle Pedal with Rubber Insert
LOKXBFG-6013	XL Black Billet Aluminum Brake Pedal Pad with Rubber Insert



## Black Eliminator Floor Mounted Gas Pedal

### LOKXFMG-6098

Black billet pedal with rubber pad pulls the throttle cable from under the floorboard. It has a splined shaft for precise adjustment, and a built-in pedal stop. Requires a 3/8-inch throttle cable.



## Black Transmission Dipsticks

Part No.	Description
<b>Firewall Mount</b>	
LOKXTD-3350400FM	Hi-Tech Trans Dipstick, GM 350/400
LOKXTD-30PGFM	Hi-Tech Trans Dipstick, GM Powerglide
LOKXTD-3700FM	Hi-Tech Trans Dipstick, GM 700-R4
LOKXTD-34L60EFM	Hi-Tech Trans Dipstick, GM 4L60E
LOKXTD-34L80FM	Hi-Tech Trans Dipstick, GM 4L80E
LOKXTD-30C4FM	Hi-Tech Trans Dipstick, Ford C-4
LOKXTD-3AODFM	Hi-Tech Trans Dipstick, Ford AOD



## Black Anchor-Tight Locking Flexible Engine Dipsticks

Part No.	Description
LOKX1220077	LS1, 1997 and Later
LOKX1220177	1/4" NPT Fitting, Universal Gauge-to-Fit



## Black Flexible Engine Dipsticks

NHRA accepted for use in all categories of competition.

Part No.	Description
<b>Chevy</b>	
LOKXED-5001	1980 and Later, Small Block Chevy
LOKXED-5002	1979 and Earlier, Small Block Chevy
LOKXED-5003	Big Block Chevy
LOKXED-5008	LS1
<b>Ford</b>	
LOKXED-5004	302 Ford



## Black Anchor-Tight Locking Flexible Transmission Dipsticks

### LOKX1210147

NHRA-accepted for use in all categories of competition. Firewall-mount, for OEM and aftermarket GM Powerglide.





### Petroleum Break-In Oil

Available in three viscosities, all capable of eliminating wear from metal-to-metal contact in new engines. Not API certified.



Description	1-qt. Bottle Part No.	5-qt. Jug Part No.	Case of (3) 5-qt. Jugs Part No.	Case of (6) 1-qt. Bottles Part No.
30W	LUC10630	LUC10631	LUC10631-3	LUC10630-6
5W20	LUC11033	LUC11034	LUC11034-3	LUC11033-6
20W-50	—	LUC10636	LUC10636-3	—

### Engine Break-In Oil Additive TB Zinc Plus

TB Zinc Plus protects camshaft, lifters, and valvetrain during engine break-in - excellent for flat-tappet camshaft break-in or as an oil additive to prevent premature wear. Add one bottle with every oil change to increase the zinc content of your motor oil. One 16-oz bottle.



Description	(1) 16-oz. Bottle Part No.	(12) 16-oz. Bottles Part No.
30W	LUC10063	LUC10063-12

### Type F Semi-Synthetic Automatic Transmission Fluid

Specially blended fluid is ideal for racing applications where a quick, positive shift is required. Fluid includes anti-wear, anti-oxidants and corrosion inhibitors, and resists shear thinning under heat and stress.



Description	1-qt. Bottle	1 Case of (6) 1-qt. Bottles
Type F Automatic Transmission Fluid	LUC11020	LUC11020-6

### Tire Inflator

Non-flammable tire inflator and sealer will quickly seal punctures and re-inflate a damaged tire. 16-oz. aerosol can with hose applicator.



(1) 16-oz. Can Part No.	Case of (12) 16-oz. Cans Part No.
LUC11180	LUC11180-12

### Red'N'Tacky Grease

Especially good for sliding surfaces and open gears, Lucas Red'N'Tacky Grease contain a high level of extreme pressure additives to give it a TRUE Timken load much higher than other greases of this type. Water-resistant formula contains a rust and oxidation inhibitor for excellent mechanical stability and a long storage life.

14-oz. Cartridge Part No.	Case of (30) Cartridges Part No.
LUC10005	LUC10005-30

### Synthetic Oils

A formulation of top-quality synthetic bases and exclusive, high-performance additives to deliver extra protection, reduced drag, better fuel mileage, and more horsepower for street or racing use.



Description	1-qt. Bottle Part No.	(6) 1-qt. Bottles Part No.
0W-30	LUC10179	LUC10179-6
5W-20	LUC10082	LUC10082-6
5W-30	LUC10049	LUC10049-6
10W-30	—	LUC10050-6
20W-50	LUC10054	LUC10054-6

### Sure-Shift Semi-Synthetic ATF

Base stocks blend with synthetics, detergents, and anti-wear agents for longer fluid life and less friction. Withstands high temperatures and reduces foaming for smooth, precise shifting. 1-quart bottle.



1-qt. Bottle Part No.	Case of (6) 1-qt. Bottles Part No.
LUC10052	LUC10052-6

### Sure Start Premium Starting Fluid

High ether blend with upper cylinder lubricant helps start stubborn engines down -65°F. Suitable for all gasoline and diesel engines. Sold in 10.7-oz. aerosol can.



(1) 10.7-oz. Can Part No.	Case of (12) 10.7-oz. Cans Part No.
LUC11238	LUC11238-12

### Slick Mist Ceramic Speed Wax

A professional-quality UV-resistant paint sealant and protectant, Slick Mist Ceramic Speed Wax can be used on exterior painted surfaces, as well as glass, chrome, and even vinyl wraps, aluminum, and matte finishes. Provides a super-glossy appearance with long-lasting results. Overspray will not harm rubber or plastic trim. Sold in 24-oz. trigger-pump spray bottle.



(1) 24-oz. Bottle Part No.	Case of (6) 24-oz. Bottles Part No.
LUC11294	LUC11294-6





## Hot Rod and Classic Vehicle Motor Oils

Perfect for the Hot Rod and Classic vehicles crowd, this formula offers an increased zinc value of 2100 PPM. Because many of these very special machines often spend long periods (all winter, for example, in some parts of the country) off the roads, a number of the components of the additive package used in Lucas' Marine oils to provide rust and corrosion protection have been included in this unique formula. Not API certified.



Description	1-qt. Bottle Part No.	Case of (6) 1-qt. Bottles Part No.	5-qt. Jug Part No.	Case of (3) 5-qt. Jugs Part No.
10W-30	LUC10687	LUC10687-6	LUC10679	LUC10679-3
10W-40	LUC10688	LUC10688-6	LUC10683	LUC10683-3
20W-50	LUC10689	LUC10689-6	LUC10684	LUC10684-3

## High Mileage Oil Stabilizer

Designed to eliminate the noise, emissions, and oil consumption common in worn, high-mileage engines, oil stabilizer mixes with engine/transmission oil in a 1:4 ratio. Effectively fights off sludge, raises oil pressure, and lubricates all internal parts. Sold in one-quart bottles or cases of 12 bottles.



1-qt. Bottle Part No.	Case of (12) 1-qt. Bottles Part No.
LUC10118	LUC10118-12

## Heavy-Duty Oil Stabilizer

Formulated to eliminate dry starts, resist thermal breakdown and reduce smoke, leaks, knocks, and blow-by. May also be used in transmissions, differentials, and transfer cases to reduce heat and noise.



1-qt. Bottle Part No.	1-Gallon Jug Part No.	Case of (12) 1-qt. Bottles Part No.	Case of (4) 1-Gallon Jugs Part No.
LUC10001	LUC10002	LUC10001-12	LUC10002-4

## Engine Oil Stop Leak

Compatible with petroleum, semi-synthetic, and full-synthetic motor oils, engine oil stop leak renews worn seals, raises oil pressure, and reduces engine noise and oil consumption. Contains no harmful solvents to damage or corrode seals or engine components.



1-qt. Bottle Part No.	1-Gallon Jug Part No.	Case of (12) 1-qt. Bottles Part No.	Case of (4) 1-Gallon Jugs Part No.
LUC10278	LUC10279	LUC10278-12	LUC10279-4

## Pure Synthetic Oil Stabilizer

Formulated for racing use with synthetic oil, Pure Synthetic oil stabilizer reduces friction and wear in engines, transmissions and differentials for increased horsepower and fuel mileage.

1-qt. Bottle Part No.	1 Gallon Jug Part No.	Case of (12) 1-qt. Bottles Part No.	Case of (4) 1-Gallon Jugs Part No.
LUC10130	LUC10131	LUC10130-12	LUC10131-4



## Upper Cylinder Lubricant

Formulated for gas or LPG engines, special additive cleans and lubricates the entire fuel system using a high-detergent action.

5.25-oz. Bottle Part No.	Case of (24) 5.25-oz. Bottles Part No.
LUC10020	LUC10020-24



## Octane Booster

A genuine performance enhancer that eliminates spark knock and dieseling. Suitable for fuel-injected, carbureted, throttle body, rotary, or turbocharged engines. Equally safe for oxygen sensors or catalytic converters. One bottle treats up to 25 gallons of fuel.



5.25-oz. Bottle Part No.	Case of (24) 5.25-oz. Bottles Part No.	15-oz. Bottle Part No.	Case of (12) 15-oz. Bottles Part No.
LUC10930	LUC10930-24	LUC10026	LUC10026-12



## Power Steering Stop Leak

Put an end to leaks and add new life to old rack and pinion units. Compatible with all power steering fluids. 12-oz. bottle.

12-oz. Bottle Part No.	Case of (12) 12-oz. Bottles Part No.
LUC10008	LUC10008-12

## Penetrating Oil Aerosol

Superior low-odor penetrant formula dissolves corrosion and rust without drying, and leaves a microscopic film that rustproofs for up to a year, indoors or out. Fortified with anti-seize agents, it even protects against salt water. Sold in 11-oz. flip-up tube aerosol can or cases of 12 cans.



11-oz. Can Part No.	Case of (12) 11-oz. Cans Part No.
LUC11043	LUC11043-12

## Assembly Lube

Use as an initial lubricant for metal surfaces. It mixes with oil and will not plug filters. Clings to all surfaces and is an excellent rust inhibitor, especially for items in long-term storage. Use whenever torque or tension are applied. 8-oz. bottle.

8-oz. Bottle Part No.	Case of (12) 8-oz. Bottles Part No.
LUC10153	LUC10153-12





### 80/90 and 85/140 Plus Gear Oils

Anti-wear and anti-seize agents lengthen component life and reduce power draw. "Climbing" additives resist breakdown and blend with synthetics. 85/140 Plus will stop leaks and reduce lash in worn gears.



Description	1-qt. Bottle Part No.	1-Gallon Jug Part No.	Case of (12) 1-qt. Bottles Part No.	Case of (4) 1-Gallon Jugs Part No.
85/140	LUC10042	LUC10045	LUC10042-12	LUC10045-4
85/90	LUC10043	LUC10046	LUC10043-12	LUC10046-4

### 75/90 and 75/140 Synthetic Gear Oils

Synthetic, non-foaming oil has additives to resist "squeezing out". Formulated specifically for high-performance use. Available in 75/90 and 75/140 grades to maintain lubricity under extreme temperatures.



Description	1-qt. Bottle Part No.	1-Gallon Jug Part No.	Case of (12) 1-qt. Bottles Part No.	Case of (4) 1-Gallon Jugs Part No.
75/90	LUC10047	LUC10048	LUC10047-12	LUC10048-4
75/140	LUC10121	LUC10122	LUC10121-12	LUC10122-4

### Slick Mist

Slick Mist is a polymer paint gloss intensifier which can also be used on glass, chrome, and vinyl decals. Use as a traditional wax, quick detail spray, or spray on vehicle before drying for the easiest polish job ever. Just spray on wet or dry surface then wipe off for a slick, shiny, long lasting and protective finish. 24-oz. bottle.



24-oz. Bottle Part No.	Case of (6) 24-oz. Bottles Part No.
LUC10160	LUC10160-6

### Slick Mist Combo Detailing Kit

The detailing kit includes all three Slick Mist products; (1) 24-oz. bottle of Speed Wax, (1) 24-oz. bottle of Interior Detailer, (1) 24-oz. bottle of Mist Tire and Trim Shine, a microfibre towel, and a tire sponge in a POP display box.



Part No	Description
LUC10558	Slick Mist Combo Detailing Kit, Each
LUC10558-4	Slick Mist Combo Detailing Kit, 4-Pack

### Slick Mist Interior Detailer

Water-based, pH neutral solution restores interior to like new condition. Use on rubber, plastic, leather and vinyl. Applies easily and leaves no heavy, oily residue. UV additives prevent cracking and fading. Pleasant piña colada smell. 24-oz. bottle.



24-oz. Bottle Part No.	Case of (6) 24-oz. Bottles Part No.
LUC10514	LUC10514-6

### Slick Mist Tire & Trim Shine

Water-based, pH-neutral solution restores tires, bumpers, and trim to look new. Use on rubber, plastic, leather, and vinyl. UV additives protect exterior trim and tires and the product leaves no oily residue. Pleasant citrus scent, 24-oz. bottle.



24-oz. Bottle Part No.	Case of (6) 24-oz. Bottles Part No.
LUC10513	LUC10513-6

### Metal Polish

Metal polish cleans, polishes and protects aluminum and other metals. It has built-in enhancement elements that keep the treated surface from fading, oxidizing, or tarnishing. Get maximum luster with minimum effort. Sold in 16-oz. bottle.



16-oz. Bottle Part No.	Case of (12) 16-oz. Bottles Part No.
LUC10155	LUC10155-12

### Transmission Fix

Stops slipping, hesitation, and rough shifting, eliminates leaks and lowers operating temperatures. May also be used for preventive maintenance. 24-oz. bottle.



24-oz. Bottle Part No.	Case of (12) 24-oz. Bottles Part No.
LUC10009	LUC10009-12

### Super Coolant

Super Coolant has been scientifically formulated to provide the ultimate protection in automotive and racing cooling systems. It protects the entire system from rust, corrosion, and electrolysis including aluminum. Prevents deposits that can cause overheating, and has been proven to reduce coolant temperatures up to 20°F. Lower cylinder head temperatures means advanced ignition and more horsepower. For street vehicles requiring freeze protection, add one bottle to 50/50 mix. For racing and high-performance applications, add two bottles to straight water coolant for maximum temperature reduction.



16-oz. Bottle Part No.	Case of (12) 16-oz. Bottles Part No.
LUC10640	LUC10640-12

### Safeguard Ethanol Fuel Conditioner and Stabilizer

Safeguard was developed specifically to address issues associated with using ethanol-based fuels and includes effective additives to prevent rust and corrosion. Specialized additive is designed for use with E-10, E-15, E-85, pure ethanol, and other mixtures. A single 16-oz. bottle treats up to 80 gallons of ethanol fuel.



16-oz. Bottle Part No.	Case of (12) 16-oz. Bottles Part No.
LUC10576	LUC10576-12
2-oz. Bottle Part No.	Case of (18) 2-oz. Bottles Part No.
LUC10929	LUC10929-18



## Power Steering Fluid

Formulated using special base oils and a unique additive package to maintain smooth power steering operation, while preventing wear and leaks. Sold in 12-oz. or one-quart bottles, and in cases.

12-oz. Bottle Part No.	Case of (12) 12-oz. Bottles Part No.	1-qt. Bottle Part No.	Case of (6) 1-qt. Bottles Part No.
LUC10823	LUC10823-12	LUC10824	LUC10824-6



## Brake Fluid

A high-quality blend of polyethylene glycol and special additives, which combine to provide a product that meets or exceeds industry minimum standards. Fluid prevents seal hardening and softening, while protecting against rust and corrosion. Fully compatible with all types of brake fluids. Sold in 12-oz. or one-quart bottles, and in cases.



Description	12-oz. Bottle Part No.	Case of (12) 12-oz. Bottles Part No.	1-qt. Bottle Part No.	Case of (12) 1-qt. Bottles Part No.
DOT 3 Brake Fluid	LUC10825	LUC10825-12	LUC10826	LUC10826-12
DOT 4 Brake Fluid	LUC10827	LUC10827-12	-	-

## Brake Parts Cleaner

Effectively removes brake fluid, grease, brake dust, and other contaminants from brake linings, pads, springs, and drums without leaving any residue. Safe for use on all disc and drum brake systems, including ABS. 50-state compliant and label compliant with GHS regulations.



14-oz. Spray Can Part No.	Case of (12) 14-oz. Spray Cans Part No.
LUC10906	LUC10906-12

## Multi-Purpose Parts Cleaner and Degreaser

Deposits such as gum, varnish, oil, brake fluid, grease, dirt, and sludge can result in loss of power, rough idle, high emissions, and hard starting. Lucas Multi-Purpose Parts Cleaner and Degreaser uses advanced polyetheramine (PEA) detergents to remove deposits from carburetors, chokes, brake calipers, rotors, air intakes, throttle bodies, and unpainted metal parts. 50-state VOC-compliant formula does not contain CFCs or chlorinated solvents, and will not harm catalytic converters or oxygen sensors. Fast-drying spray is even suitable for cleaning brake parts for improved performance. Sold in 12-oz. spray can, and in cases of 12 cans.



16-oz. Spray Can Part No.	Case of (12) 16-oz. Spray Cans Part No.
LUC11115	LUC11115-12



## RACEMASTER

### Front Runner Tire

M & H Racemaster bias-ply front runner tires have a street-legal tread design and a DOT certification. Black sidewall.



Part No.	Size	T.W.	S.W.	Cir.	Rim
MHTMSS-021	3.5/22-15	4.0	5.5	69.5	4.0
MHTMSS-022	3.6/24-15	4.0	6.2	74.9	4.0
MHTMSS-017	4.5/26-17	4.5	6.0	81.7	4.0

### Drag Slicks

M & H Racemaster drag slicks for front-wheel drive import, sport compact, rear-wheel, and all-wheel drive applications. The HB11 rubber compound is very soft to provide maximum traction for race cars weighing 3500 pounds or less. Light or moderate burnouts are recommended. Tube type.



Part No.	Size	Comp.	T.W.	S.W.	Cir.	Rim
MHTMHR-004	8.0/23.0-13	HB11	8.0	10.0	72.5	8.0
MHTMHR-025	8.5/24.5-15	HB11	8.5	10.0	77.0	8.0
MHTMHR173	10.5/28-17	704	10.5	11.7	88.8	10.0
MHTMHR174	10.5/28-18	704	10.0	11.5	88.0	10.0

### Radial Drag Tires

M & H Racemaster tubeless, radial drag tires are street legal and DOT Certified.



Part No.	Size	T.W.	S.W.	Dia.	Cir.	Rim
MHTROD-16	275/60R-15	9.5	10.9	28.0	88.0	8.0
MHTROD-19	275/50R-17	9.5	10.5	28.0	88.0	11.0
MHTROD-20	325/45R-17	11.3	12.6	28.0	88.0	12.0
MHTROD40	305/35R-20	11.0	12.0	28.6	90.0	11.0
MHTROD41	305/40R20	9.0	10.6	28.6	90.0	10.0
<b>Front</b>						
MHTROD-11	185/55R-17	5.0	6.6	26.0	81.7	5.0





### Pro Pack


Includes (4) 10K 2" ratchet straps, (4) 10K axle straps, (4) strap wraps, (4) protective fleece sleeves, and a large padded duffle bag.

Part No.	Description
MTD511618	24" Axle Straps and Direct Hook Ratchet, 8' Length, Black
MTD511658	40" Through-the-Wheel Straps and Direct Hook Ratchet, 8' Length, Black

### Ultra Pack with Direct Hook Ratchet

#### MTD511218

Includes (4) 10K 8'L x 2" ratchet straps, (4) 10K 24" axle straps, (4) strap wraps, and a Mac's black duffle bag. Black.



### Super Pack



MTD511118



Includes (4) 10K 2" combination axle straps, (4) strap wraps, and a Mac's black duffle bag.

Part No.	Length
MTD511118	With Direct Hook Ratchet, 8' Length, Black
MTD511218	With Twisted Hook, 8' Length, Black

### 2" Ratchet Straps



Part No.	Description
MTD121108	Ratchet Strap with Flat Snap Hook, 2" x 8'
MTD121009	Ratchet Strap with Direct Hook, 2" x 8'

### Axle Straps



Part No.	Description
MTD121724	24", Black
MTD121736	36", Black

### Combination Axle Straps

#### MTD121409

2" x 8'. Black.



### Strap Wraps

#### MTD416007

Perfect for organizing straps, tarps, extension cords, air hoses, and more.



Webbing with Velcro™ backing and square ring features an embossed rubber pull handle for easy release. For 2" straps only.

### Protective Fleece Sleeves

The ultimate protection for fine finishes. The sleeve features integrated foam padding. Velcro™ closure secures over 2" webbing.



Part No.	Length
MTD416002	20"
MTD416006	32"

### 1" Soft Loops

Perfect addition to a ratchet or cam buckle strap.



Part No.	Length
MTD111218	18", Pair
MTD111224	24", Pair

### VersaTie™ Anchor Plate Assembly Four Pack

#### MTD520415

They are as slick as they are secure. Take the ring out, and you have a low-profile round anchor plate that won't get in the way of other loads.



Slide the ring in and you are ready for a 1,000 pound load! Perfect for hauling motorcycles, carts, and just about anything else that fits in the back of a truck! Comes with 4-pack and 1-1/2" stainless hardware.

### VersaTie™ Track Kits

They are convenient all-in-one track packages. Provide everything from the tack to the single stud tie-down rings as well as stainless steel fastener sets for the precision drilled and countersunk mounting holes.



MTD522148

Part No.	Description
MTD522112	1' Track Kit Includes (2) Single Stud Tie-Down Rings, 1/4" x 1-1/2" Stainless Fasteners
MTD522124	2' Track Kit Includes (2) Single Stud Tie-Down Rings, 1/4" x 1-1/2" Stainless Fasteners
MTD522148	4' Track Kit Includes (4) Single Stud Tie-Down Rings, 1/4" x 1-1/2" Stainless Fasteners

### VersaTie™ Connectors

Provides fast, secure tie-down points at one-inch increments in any profile of VersaTie™ track. The easy-to-use fasteners can be quickly positioned along tracks anywhere they are needed.



MTD310004

Part No.	Length
MTD310001	Single Stud Tie-Down Ring, Rotates 360°
MTD310004	Double Fitting with Pear-Shaped Ring
MTD310015	Single Hook, Nylon Composite, 75-lb. Capacity

### Canopy/Awning Cinch Tie-Down Straps

A cinch style tie down strap constructed with high-strength webbing offering a soft cordura line loop at one end and an easy-release ratchet at the other. 100,000 lb. minimum breaking strength rating. 12 ft. long. Made in the USA.



Part No.	Description
MTD121532	Strap Only
MTD121940	Strap with Tent Stake, Stake Fitting, & Strap Wrap
MTD511003	4-Pack, Straps, Stakes, Fittings, & Strap Wraps, Includes Storage Bag

### Gusseted Pad Eye Ring

#### MTD471002

Tig-welded stainless-steel construction with four mounting holes. Overall size: 2" x 4".



### Soft-Touch Tow Point


#### MTD123800

Manufactured from 10,000-lb. webbing, this bolt-on polyester strap is 11-13/16" long and has a 7/16" steel mount. Made in USA.



### Mac's Pads

Protect trailers and cargo during a standard tie-down situation. The durable rubber pads literally grip the load, adding stability when hauling cargo or other types of loads. Made in the USA.



Part No.	Length
MTD700020	6" x 6", 4-Pack
MTD700021	12" x 12", 4-Pack
MTD700022	(4) 6" x 6", (4) 12" x 12", Mega Pack

### Monkey Face Anchor Point

#### MTD712000

The Monkey Face is a drop-in, stake pocket multi-mount, designed to receive all Mac's tie-down end-fittings. Laser-cut from 0.375" steel and welded to a 0.1875" thick steel tube, the Monkey Face has 10,000-pound minimum breaking strength. Simple to use: just slide the Monkey Face into the stake pocket and secure it with the included linchpin. Without low-profile lashing winch.



### Spinnaker End

#### MTD632301

Cast aluminum construction. Designed to fit 2" x 3" x .125" diameter tubing with internal cable routing.



### Floor Jack Cradle

#### MTD700001

Secures jack on trailer floor when on the road. Made from tough elastomer, the mounts will fit most floor jacks.

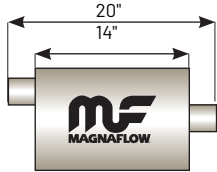




## Universal Stainless Steel Mufflers

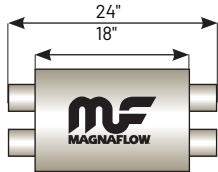
Available with a fully polished or satin finish stainless steel case, MagnaFlow Universal Mufflers feature a straight-through, wide-open design. All have a lifetime warranty.

### 4" x 9" Oval Polished Stainless Steel



Part No.	Inlet/Outlet
14" Offset/Center	
<b>MAG14326</b>	2.5"

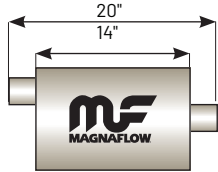
### 5" x 8" Oval Stainless Steel



Part No.	Inlet/Outlet
18" Dual/Dual	
<b>MAG12468*</b>	2.25" Dual

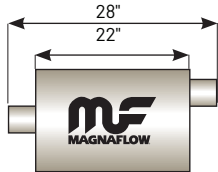
\* Trux-X Perforated

### 5" x 8" Oval Polished Finish



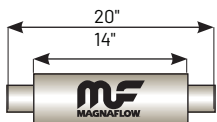
Part No.	Inlet/Outlet
14" Offset/Offset	
<b>MAG14239</b>	3"

### 5" x 11" Oval Stainless Steel




Part No.	Inlet/Outlet
22" Center/Offset	
<b>MAG12589</b>	3"

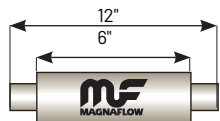
### Round Polished Stainless Steel



Part No.	Inlet/Outlet
4" Center/Center	
<b>MAG14416</b>	2.5"
<b>MAG14419</b>	3"

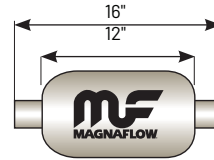


Part No.	Inlet/Outlet
6" Offset/Center	
<b>MAG14619</b>	3"



Part No.	Inlet/Outlet
6" Center/Center	
<b>MAG14156</b>	2.5"

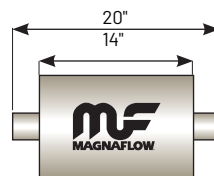
## Stainless Steel Catalytic Converters



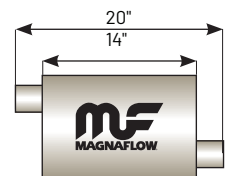
Part No.	Inlet/Outlet
4" x 6-1/2" No Air Tube Stain Body	
<b>MAG94005</b>	2.25"
<b>MAG94006</b>	2.5"
<b>MAG94009</b>	3"

## Universal Satin Finish Stainless Steel Mufflers

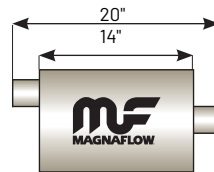
### 4" x 9" Oval



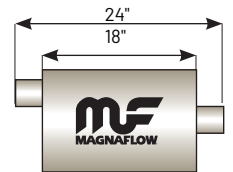
Part No.	Inlet/Outlet
14" Center/Center	
<b>MAG11215</b>	2.25"
<b>MAG11216</b>	2.5"
<b>MAG11219</b>	3"



Part No.	Inlet/Outlet
14" Offset/Offset	
<b>MAG11235</b>	2.25"
<b>MAG11236</b>	2.5"

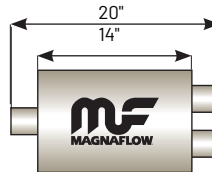


Part No.	Inlet/Outlet
14" Offset/Center	
<b>MAG11225</b>	2.25"
<b>MAG11226</b>	2.5"
<b>MAG11229</b>	3"



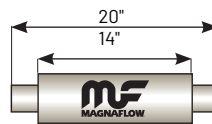
Part No.	Inlet/Outlet
18" Offset/Center	
<b>MAG11255</b>	2.25"
<b>MAG11256</b>	2.5"

### 5" x 11" Oval Satin Finish



Part No.	Inlet/Outlet
14" Center/Dual	
<b>MAG12580</b>	2.5" 2.25"

### 4" Round Satin Finish

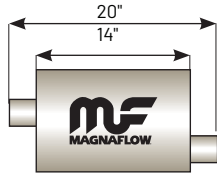


Part No.	Inlet/Outlet
14" Center/Center	
<b>MAG10444</b>	2" 2"

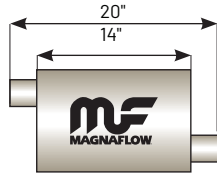


## XL Mufflers Multi-Chamber

4" x 9" 3-Chamber

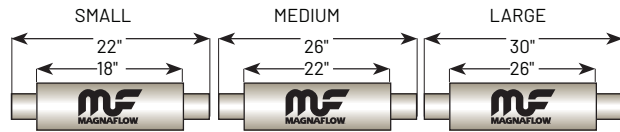


Part No.	Inlet/Outlet
14" Center/Offset	
<b>MAG13219</b>	3"



Part No.	Inlet/Outlet
14" Offset/Offset	
<b>MAG13239</b>	3"

## Glass Pack Mufflers



Proudly made in the USA, Magnaflow glass pack mufflers utilize a straight-through design for increased horsepower and a true performance sound. Mufflers are robotic CNC welded and are constructed using a non-fiberglass acoustic packing material. Offered in small, medium, and large case designs.

Part No.	In/Out	Body Length	Overall Length	Diameter
<b>Small Case Mufflers</b>				
<b>MAG18124</b>	2" / 2"	18"	22"	3-1/2"
<b>MAG18125</b>	2-1/4" / 2-1/4"	18"	22"	3-1/2"
<b>MAG18129</b>	3" / 3"	18"	22"	4"
<b>Medium Case Mufflers</b>				
<b>MAG18134</b>	2" / 2"	22"	26"	3.5"
<b>MAG18135</b>	2-1/4" / 2-1/4"	22"	26"	3.5"
<b>Large Case Mufflers</b>				
<b>MAG18145</b>	2-1/4" / 2-1/4"	26"	30"	3-1/2"
<b>MAG18146</b>	2-1/2" / 2-1/2"	26"	30"	4"



## Stainless Exhaust Kits

Wide-open polished mufflers and mandrel-bent pipes with OEM-barbed hangers can be installed with no modifications. Kits include hardware and a polished, double-wall stainless steel tip to prevent long term discoloration.



Part No.	Year/Model	Engine	Tubing	Tip
<b>Chevrolet</b>				
<b>MAG16643</b>	1967-72 C10 Pickup Crossmember Back	V8	2-1/2"	Dual
<b>MAG15894</b>	1968-73 Chevelle/Malibu	V8	2-1/2"	Dual
<b>MAG15898</b>	1968-73 Chevelle/Malibu	V8	3"	Dual
<b>MAG15893</b>	1964-67 Chevelle/Malibu	V8	2-1/2"	Dual
<b>MAG15896</b>	1967-69 Camaro with Tru-X Crossover	V8	2-1/2"	Dual
<b>MAG15899</b>	1967-74 Camaro with Tru-X Crossover	V8	3"	Dual
<b>MAG16842</b>	1968-73 Corvette Crossmember Back	V8	2.5"	Dual
<b>MAG16724</b>	1961-64 Impala Crossmember Back	V8	2.5"	Dual
<b>MAG15896</b>	1968-73 Nova	V8	2-1/2"	Dual
<b>MAG15894</b>	1970-73 Monte Carlo	V8	2-1/2"	Dual
<b>MAG15898</b>	1970-73 Monte Carlo	V8	3"	Dual
<b>Ford</b>				
<b>MAG15816</b>	1967-70 Mustang with Tru-X Crossmember	V8	2-1/2"	Dual
<b>MAG15815</b>	1964.5-66 Mustang	V8	2-1/2"	Dual
<b>Oldsmobile</b>				
<b>MAG15894</b>	1968-73 Cutlass with Tru-X Crossmember	V8	2-1/2"	Dual
<b>MAG15898</b>	1968-73 Cutlass with Tru-X Crossmember	V8	3"	Dual
<b>MAG15893</b>	1964-67 Cutlass with Tru-X Crossmember	V8	2-1/2"	Dual
<b>Pontiac</b>				
<b>MAG15894</b>	1968-73 GTO with Tru-X Crossmember	V8	2-1/2"	Dual
<b>MAG15898</b>	1968-73 GTO with Tru-X Crossmember	V8	3"	Dual
<b>MAG15893</b>	1964-67 GTO with Tru-X Crossmember	V8	2-1/2"	Dual
<b>MAG15897</b>	1964-67 GTO with Tru-X Crossmember	V8	3"	Dual
<b>MAG15896</b>	1967-69 Firebird with Tru-X Crossmember	V8	2-1/2"	Dual
<b>MAG15899</b>	1967-74 Firebird with Tru-X Crossmember	V8	3"	Dual

## Stainless Steel

### Tru-X Crossovers and Y-Pipes



Part No.	Inlet	Outlet	Length
<b>Tru-X Crossovers</b>			
<b>MAG10791</b>	2 x 2-1/2"	2 x 2-1/2"	12"
<b>MAG10792</b>	2 x 3"	2 x 3.0"	14"
<b>Y-Pipes</b>			
<b>MAG10768</b>	2 x 2-1/2"	2-1/2"	10"
<b>MAG10798</b>	2 x 3"	3"	10-1/4"

## Universal Catalytic Converter

American engineered and manufactured, the MagnaFlow catalytic converter offers the highest standards of product performance and efficiency in the industry. Not legal for sale or installation in California.



Part No.	Description
<b>MAG99006HM</b>	Chevy, Dodge, Ford, Oldsmobile, Plymouth



### Small Block Chevy "Ultra" Serpentine Kit for Standard Rotation Long Water Pump

Kit includes crank pulley, water pump pulley with nose cover, alternator pulley and fan with nose cover and power steering kit with brackets and pulley. Since it works with standard rotation pumps, the kit is ideal for mid-1950s and 1960s Chevys and 1969 and later Camaros and Novas.



Part No.	Alternator	Water Pump	Saginaw Keyway P/S Pump	Saginaw Press Fit P/S Pump
<b>Performance Series (Increases Horsepower)</b>				
MPP22020	X	X	X	—
MPP22030	X	X	—	X
<b>High Water Flow Kits (Increases Cooling)</b>				
MPP22050	X	X	X	—

**Note:** March offers many other items, including pulley kits for long water pump, serpentine pulley systems for Chrysler, Ford, and Chevy, and specialized brackets. Call for details.

### Small Block Chevy "Ultra Drive" Serpentine "Front Mount" Kit

#### MPP20260

Mount accessories below the valve covers and within the width of the cylinder heads. A complete package that will work on Ram Jet and tuned-port as well as single and multiple carb setups. Includes Sanden compressor, alternator, aluminum water pump, Type 2 power steering pump, OEM tensioner, all brackets, P/S housing cover, crank pulley, water pump pulley with fairing and nose cover, alternator pulley with fan and nose cover, and polished A/C lines. All components are polished billet aluminum and clear coated.



#### High Water Flow A/C Kits - Driver's Side Alternator (Increases Cooling)

Alternator	Water Pump	A/C	Power Steering
X	X	X	X

### Small Block Ford "Ultra 2" Mid Mount Pulley Kit

This billet aluminum bracket and serpentine pulley kit is designed to work with carbureted and fuel injected applications. The alternator mounts high on the passenger side with the power steering pump and A/C compressor are mid-mounted allow for a reverse rotation water pump. Fits Ford 289-302, 351W powerplants.



Part No.	Description
MPP35127	With Saginaw P/S Pump

### "Sport Track" Serpentine Systems

Designed for the budget-minded engine builder, Sport Track Serpentine Systems come with crank and water pump pulleys and a strong, compact, one-piece combination and economically finished 6061-T6 aluminum alternator and A/C bracket, a 105-amp alternator, Sanden A/C pump, water pump, and mounting hardware. Kits with power steering include a power steering pump, power steering pulley, and mounting hardware. The serpentine belt system eliminates belt throwing and the larger crank pulley improves cooling and electrical system charging at low speeds.



Part No.	Color	Alternator	Water Pump	A/C	Remote P/S	Canister Style P/S
<b>Small Block Chevy - Long Water Pump (Standard Rotation)</b>						
MPP21690-08	Black	X	X	X	—	X
MPP21690-09	Silver	X	X	X	—	X
MPP21695-08	Silver	X	X	—	—	X

### "Pro Track" Serpentine System

#### MPP20035

Designed for use on high-performance Chevy LS-based hot rod and street rod applications. CNC-machined with clear powder coat, with no polishing required.



The kit includes an aluminum water pump, 140-amp alternator, alternator pulley with fan and nose cover, Sanden A/C unit and bracket, Type II power steering pump, power steering pulley and nose cover, crank pulley, idlers, and mounting hardware. Made in USA.

**Note:** LS3 requires water pump backing plate hardware to be changed. Call for specs. Will not work with Variable Valve Timing (VVT). Also requires additional hub for mounting crank pulley.

Alternator	Water Pump	A/C	P/S
X	X	X	X

## "Style Track" Serpentine Systems

The "Style Track" serpentine systems are designed with low price and style in mind. The one-piece alternator and air conditioning bracket provides a rigid support and a separate bracket is for power steering. System includes 105-amp chrome alternator, alternator pulley with fan and nose cover, matching chrome A/C compressor, A/C compressor nose cover, water pump and hardcoated pulley, alternator and A/C bracket, large diameter crank pulley, belt tensioning tool, power steering pump with bracket, and mounting hardware.



Part No.	Description
MPP21150	Small Block Chevy, SWP, ALT, W/P, A/C, Remote P/S
MPP21250	Big Block Chevy Remote P/S, ALT, W/P, A/C
MPP355	Camaro/Firebird Balancer, Block to Face of Balancer is 4.875"

**Note:** Hubs are based on factory style balancers, aftermarket balancers may require modifications to hubs for installation.

## "Style Track Custom" Serpentine Systems

Affordably priced, this serpentine system offers the components as the "Style Track" systems, but with black powder-coated brackets and pulleys and natural finishes on the Sanden a/c compressor and 140-amp alternator.



Part No.	Description
MPP21855-08	Small Block Chevy with Engine Mounted P/S Pump, Includes Saginaw P/S Pump

## Serpentine Pulley Kits



**Performance Series Pulley Kits** increase horsepower by reducing accessory drag. Up to 12-1/2 horsepower at the rear wheels is typical. Helps eliminate troublesome belt throwing. Kits are designed for normal street driving.

**Steel Pulley sets** run perfectly true. Pulleys are iron phosphate dipped prior to being gloss black powder coated for corrosion protection.

**Aluminum Pulley sets** are machined from 6061-T6 billet aluminum for extra strength and wear resistance, hand polished, and protected by a clear powder coat.

Part No.	Description	Crank Pulley	Water Pump Pulley	Alternator Pulley	Alternator Pulley w/ Cover
<b>Performance Series Pulley Kits</b>					
1969-1/2 - Later Ford 289-302 4-Bolt Damper, Drivers Side Lower Radiator Hose Water Pump					
MPP30180	3-Pc. Alum. Kit	Yes	Yes	-	Yes
1979-93 Ford Mustang 5.0L					
MPP2010	3-Pc. Alum. Kit	4-3/8"	Non-Rib 5-1/2"	-	2-3/8"

## Serpentine Conversion Pulley Kits

Performance Series serpentine pulley kits replace stock V-belts to eliminate belt throwing and retain the standard rotation water pump. A 12 to 15-horsepower increase through reduction of accessory drag is typical. CNC-machined to run perfectly true, pulleys are 6061-T6 aluminum for extra strength and wear resistance and are finished with a clear powder coat. Kits includes crank, water pump, and alternator pulleys.



Part No.	Description
MPP6210	Small Block Chevy, Standard Rotation, Short Water Pump
MPP6310	Small Block Chevy, Standard Rotation, Long Water Pump
MPP6330	Small Block Chevy, Standard Rotation, Long Water Pump, Includes P/S Pulley

## V-Belt Pulley Sets - Performance Ratio

Performance ratio pulleys increase horsepower by slowing down the accessories and reducing drag. A gain of 12-15 horsepower is typical. CNC-machined from 6061-T6 aluminum clear powder coated for low maintenance.



Engine	Part No.	Crank Pulley	W/P Pulley	Alt. Pulley	Optional P/S Pulley	Optional P/S Pulley	Optional Alt. Fan
<b>GM</b>							
SBC, LWP	MPP6070	2V	1V	1V	MPP513 (Keyway)	MPP531 (Press)	MPP221
SBC, SWP	MPP6010	1V	1V	1V	N/A	N/A	MPP221
SBC, 71-82 Corvette	MPP5070	3V	2V	1V	Use OE Number	Use OE Number	MPP221
BBC, LWP	MPP7015	2V	1V	1V	MPP513 (Keyway)	MPP531 (Press)	MPP221
BBC, LWP	MPP7020	2V	2V	1V	MPP513 (Keyway)	MPP531 (Press)	MPP221
Pontiac 350-455	MPP13030	2V	2V	1V	MPP540 (Keyway)	N/A	MPP221
<b>Ford</b>							
SBF, 69-1/2-78	MPP1610	1V	1V	1V	N/A	N/A	MPP221
SBF, 69-1/2-78	MPP1625	2V	1V	1V	MPP504 (302)	MPP502 (351)	MPP221
SBF, 69-1/2-78	MPP1630	2V	2V	1V	MPP504 (302)	MPP502 (351)	MPP221
<b>Mopar</b>							
SBM, 318-360	MPP10250	2V	1V	1V	MPP530 (Keyway)	MPP531 (Press)	N/A
BBM, 383-440	MPP10050	2V	2V	1V	MPP530 (Keyway)	MPP531 (Press)	N/A



## V-Belt Pulley Sets - High Water Flow Ratio

### MPP6170

High-water flow ratio pulleys target cars that spend more time at lower speeds cruising or have cooling issues by speeding up the water flow and fan speed. CNC-machined from 6061-T6 aluminum, clear powder coated for low maintenance.



Engine	Crank Pulley	W/P Pulley	Alternator Pulley	Optional P/S Pulley	Optional P/S Pulley	Optional Alt. Fan
GM						
SBC, LWP	2V	1V	1V	MPP513 (Keyway)	MPP531 (Pulley)	MPP221

## Fans and Pulley Covers

Part No.	Description
MPP221	Alternator Fan, Fits GM/Ford
MPP314	Water Pump Pulley Cover, Fits GM Serpentine
MPP360-08	Pulley Cover, Fit March Pulleys, Black Powder Coat Billet Aluminum
MPP395	A/C Clutch Cover, Fits Sanden 508 Compressor



## Small Block Chevy "Low Mount" Alternator Bracket

### MPP20215

CNC-machined aluminum bracket fits small block Chevys with short water pumps. High-strength stainless steel tensioning rods with chrome moly rod ends assure perfect fit and alignment. Bracket must be used with an alternator having 6 and 12 o'clock mounting positions.



## Small Block Chevy High Performance Alternator Brackets

CNC-machined aluminum brackets provide perfect belt alignment on serpentine or V-belt small block Chevy applications. Outward mount bracket kit is ideal for wide-bodied, low-hood 1955-up applications.



Part No.	Description
MPP20120	Small Block Chevy Alternator Bracket, Long Water Pump
MPP20130	Small Block Chevy Outward Mount Alternator Bracket, Short Water Pump

## Small Block Chevy Front Mounted Power Steering Brackets

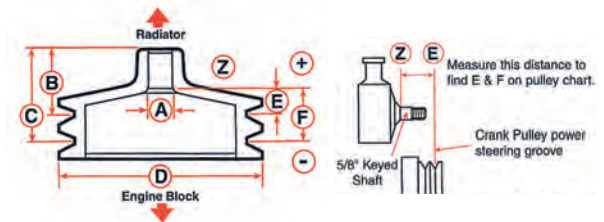
A perfect replacement for wrap-around or header-mount power steering brackets. Available for early and late-style small block Chevy V8s.



Part No.	Description
MPP20160	1966-76 Upper and Lower Bracket Kit, Saginaw Pumps

## V-Belt Power Steering Pulleys

Pulleys are clear powder-coated polished aluminum.



Part No.	"A" Shaft	Key Way	"B" 1st Groove	"C" 2nd Groove	"D" O.D. Size	"E" 1st Groove	"F" 2nd Groove
Chevy							
MPP511	3/4"	No	1.15"	—	5-3/4"	—	—
MPP513	5/8"	Yes	1.05"	—	5-3/4"	-.300"	—
MPP520	3/4"	No	1.55"	2.175"	5-3/4"	—	—
MPP521	5/8"	Yes	1.07"	1.690"	5-3/4"	-.320"	-.940"
MPP522	3/4"	No	1.35"	1.960"	6"	—	—
Ford							
MPP502	11/16"	No	1.336"	—	5-1/2"	—	—

### Footnotes

A	Bore
B	Face to center of first groove
C	Face to center of second groove
D	Diameter of stock pulley
E	Diameter from crank power steering groove to back of power steering pulley shaft
F	Same as E (second groove)

**Note:** Use dimension E and F to find proper pulley if you have a keyway power steering pump mounted to the engine and no pulley.

## Power Steering Pumps

Part No.	Description
MPPP300	GM Saginaw Canister Style Pump with a Keyed Shaft
MPPP304	GM Saginaw Canister Style Pump with Keyed Shaft, Chrome
MPPP306	Pressure Regulator Kit, Allows Regulation of Pressure to Rack or Gear Box

MPPP304



## Billet Remote Power Steering Reservoir

### MPP450

Machined aluminum reservoir for Type 2 power steering pump is clear powder coated for easy cleaning. Mounting bracket is included.



## Big Block Chevy Front Mounted Power Steering Bracket

### MPP20150

The perfect replacement for wrap-around or header-mount power steering brackets on long water pump, big block Chevys with 1966-78 Saginaw power steering pumps. Compatible with V-belt or serpentine set-ups.





## Big Block Chevy High-Performance Alternator Brackets

Billet aluminum brackets provide perfect belt alignment for big block Chevy V-belt or serpentine setups. Includes stainless steel tensioning rods and chrome moly rod ends.



Part No.	Description
MPP20125	Long Water Pump
MPP20135	Short Water Pump

## Small Block Ford 5.0L Adjustable Alternator Bracket Kit

### MPP1465-09

Kit also includes stainless steel adjusting rod, chrome moly rod end and mounting hardware for serpentine or V-belt set-ups.



## Small Block Ford 5.0L A/C and Power Steering Eliminator Bracket

### MPP1460-09

Bracket can eliminate up to 45 pounds, improving front-to-rear weight transfer for better traction (for serpentine applications). Bracket helps clean up engine compartment, mounts between water pump and power steering pump and includes hardware. Requires 1986-93 Mustang tensioner.



## Semi-Syn Motor Oils

High-performance oil is a complex blend of highly refined base stocks and a complex blend of synthetic esters that protects critical engine components beyond conventional oils. Semi-Syn is a fully formulated race oil that is compatible with petroleum or synthetic engine oils. High zinc/phosphorous formula is ideal for use in flat tappet or roller camshaft engines. Sold in 1-quart bottles, gallon jugs, or in cases.



Description	1-qt. Bottle	Case of (12) 1-qt. Bottles
10W-40	MAX39-34901BS	MAX39-34901B
20W-50	MAX39-35901BS	MAX39-35901B

Description	1-Gallon Jug	Case of (4) 1-Gallon Jugs
10W-40	MAX39-349128BS	MAX39-349128B

## Performance Break-In Motor Oils

Engineered specifically for the critical break-in process, lubricant includes an elevated high zinc/phosphorous formula that is blended with pure petroleum base stocks and anti-wear additives. Well suited to flat tappet or roller camshaft engines, break-in oil is perfectly balanced and requires no other additives. Sold in 1-quart bottles, 1 gallon jugs, 5 gallon pails, or in cases. Not recommended for street use.



Description	1-qt. Bottle	Case of (12) 1-qt. Bottles
5W16	—	MAX39-09901
10W-30	MAX39-10901S	MAX39-10901
15W-50	MAX39-11901S	MAX39-11901

Description	1-Gallon Jug	Case of (4) 1-Gallon Jugs	5-Gallon Pail
15W-50	MAX39-119128S	MAX39-119128	MAX39-11505

## Performance Motor Oils

High-performance petroleum oil is formulated using a technologically advanced additive package that is combined with a blend of highly refined petroleum base stocks. Lubricant resists mechanical break-down and viscosity loss, while reducing wear on lifters, cams, and bearings. High zinc/phosphorous formula is ideal for use in flat tappet or roller camshaft engines. Sold in 1-quart bottles or in cases.



Description	1-qt. Bottle	Case of (12) 1-qt. Bottles
10W-30	MAX39-33901S	MAX39-33901
10W-40	MAX39-34901S	MAX39-34901
20W-50	MAX39-35901S	MAX39-35901

## Pro Gear

Full-synthetic, high-performance ester racing gear oil provides unsurpassed performance and protection. Lubricant resists shearing, mechanical break-down, and loss of viscosity. Recommended in any differential where an API GL-5 gear oil is specified. Sold in 1-quart bottles, gallon jugs, or in cases.



Description	1-qt. Bottle	Case of (12) 1-qt. Bottles
75W-90	MAX49-45901S	MAX49-45901

Description	1-Gallon Jug	Case of (4) 1-Gallon Jugs
75W-90	MAX49-449128S	MAX49-449128





### RS Series Motor Oils

Full 100% synthetic triple-ester race-grade oil incorporates an industry-leading additive system that provides both maximum performance and increased protection. Advanced formula uses special anti-wear/extreme-pressure additives to provide superior engine protection, even under extreme loads and peak temperatures. Sold in 1-gallon jugs or in cases. Not recommended for street use.



Description	1-Gallon Jug	Case of (4) 1-Gallon Jugs
10W30	MAX39-019128S	MAX39-019128
10W-40	MAX39-169128S	MAX39-169128
15W-50	MAX39-329128S	MAX39-329128

### SC1

Cleans and polishes plastic, fiberglass, and painted surfaces. Excellent for use as a clear coat to prevent mud, dirt, and rubber from adhering to body panels. Sold in 12-oz. aerosol cans, or in cases.



12-oz. Aerosol Can	Case of (12) 12-oz. Aerosol Cans
MAX78920S	MAX78920

### Speed Wax

All-in-one detailer conditions, shines and protects painted surfaces, chrome and plastic. Sets-up quickly and easily wipes from smooth surfaces. Sold in 15.5-oz. aerosol cans, or in cases.



15.5-oz. Aerosol Can	Case of (12) 15.5-oz. Aerosol Cans
MAX70-76920S	MAX70-76920

### Contact Cleaner

A blend of cleaning agents that displace moisture, while removing grease, grime, and oil. Heavy-duty aerosol cleaner is outstanding for use on ignitions, spark plugs, electrical components, etc. Sold in 13-oz. aerosol cans, or in cases.



13-oz. Aerosol Can	Case of (12) 13-oz. Aerosol Cans
MAX72920S	MAX72920

### Suspension Clean

Unique formula makes cleaning suspension components quick and easy, leaving no residue. Product incorporates strong industrial cleaners with a powerful spray and will not harm O-rings or seals.



13-oz. Aerosol Can	Case of (12) 13-oz. Aerosol Cans
MAX71920S	MAX71920

### MTL Trans Lube

Engineered for use in high-performance, two-cycle kart transmissions, lubricant prevents clutch slippage and minimizes wear. Safe for use on aluminum or steel clutch plates, MTL offers exceptional lubrication and wear protection to all clutch and transmission components. Sold in 1-liter bottles or in cases.



1-Liter Bottle	Case of (12) 1-Liter Bottles
MAX42901S	MAX42901

### Multi-Purpose Penetrant Lube

MPPL is an all-purpose, spray-on penetrating lubricant that delivers light lubrication, while providing a barrier from rust and corrosion. Displaces moisture and helps loosen rusted fasteners.



15.5-oz. Aerosol Can	Case of (12) 15.5-oz. Aerosol Cans
MAX73920S	MAX73920

### FFT (Foam Filter Treatment)

#### MAX60916S

Race proven Foam Filter Treatment catches dirt and fine dust without restricting air flow. Will not plug foam cells or migrate off of filter. 16-oz. bottle.



### Air Filter Cleaner

Ready-to-use emulsion-type cleaner is designed to thoroughly clean foam or fabric air filters without damaging the foam, paper, or glue.



64-oz. Bottle	Case of (6) 64-oz. Bottles
MAX70-79964S	MAX70-79964

### Fab 1

Spray-on air filter oil delivers unsurpassed protection from the elements. 13-oz. aerosol cans.



13-oz. Aerosol Can	Case of (12) 13-oz. Aerosol Cans
MAX61920S	MAX61920



### Air Filter Cleaner

Heavy-duty, emulsion-type cleaner has the ability to clean foam or fabric air filters without damaging foam cells, paper, or glue. Removes oil, dust, and dirt, and washes out with water. Sold in 15.5-oz. aerosol cans, or 64-oz. containers.

15.5-oz. Aerosol Can	64-oz. Container	Case of (6) 64-oz. Containers
MAX79920S	MAX70-79964S	MAX70-79964



### Assembly Lube

Specially formulated to protect highly loaded engine components during engine assembly and the break-in period. Sold in 4-oz. bottles, or in cases.

4-oz. Bottle	Case of (12) 4-oz. Bottles
MAX69-01904S	MAX69-01904



### Air Filter Care Kit

Clean and oil air filters quickly and effectively for increased air flow and horsepower. All-in-one two-pack includes Air Filter Cleaner (15.5-ounce aerosol) and Fab 1 (13-ounce aerosol) spray-on air filter oil.

2-Pack Kit	Case of (6) 2-Pack Kits
MAX70-79920S	MAX70-799202



### Fuel Enhancer

Fuel performance enhancer is designed to prevent and cure problems caused by ethanol, due to ethanol's corrosivity and high affinity for water. Formulated to prevent water and ethanol from reaching critical components, stabilize fuel against oxidation, extend fuel life, and prevent corrosion where water has previously been introduced. Made in USA.



### Street and Off-Road Brake Fluid DOT 4/DOT 5/DOT 5.1

High-performance brake and clutch fluid designed to lubricate and protect critical brake system components while providing reliable stopping power. Anti-vapor lock formulation maintains responsiveness and performance by fighting both water contamination and vaporization. Advanced chemistry resists corrosion and oxidation. Exceeds the requirements for DOT 3, DOT 4, DOT 5, or DOT 5.1 street and off-road applications.

Part No.	Description
MAX80-81916S	DOT 5 16.9-oz. Bottle
MAX80-81916	DOT 5, Case of (24) 16.9-oz. Bottles



Part No.	Description
MAX80-89901S	1-Quart Bottle, Each

### Waterproof Grease

High-temperature, multi-purpose lithium grease complex provides superior lubrication and water resistance, and clings to metal surfaces even under the most severe conditions. Sold in 16-oz. containers, or in cases.



16-oz. Container	Case of (12) 16-oz. Containers
MAX80916S	MAX80916

### Syn PSF (Power Steering Fluid)

Syn PSF is a high-performance, synthetic power steering fluid that is engineered to endure the severe stress and high temperatures common to racing. Fluid prevents wear, thermal breakdown, and oxidation.

1-qt Bottle	Case of (12) 1-qt Bottles
MAX89-01901S	MAX89-01901





### Biowash

A biodegradable all-purpose cleaner that removes grime and oil with ease. Tough, yet gentle on paint, plastic, chrome, anodizing, rubber, carbon fiber, etc. Sold in 32-oz. bottles, or in cases.

32-oz. Bottle	Case of (12) 32-oz. Bottles
MAX80-85932S	MAX80-85932



### Hi-Test

Concentrated octane booster readily mixes with all gasolines, alcohol, or nitro mixtures, suppressing detonation and pre-ignition. One ounce per gallon raises the octane number of gasoline approximately four points. May be used in concentrations of one to four ounces per gallon of gasoline. Sold in 16-oz. containers, or in cases.

16-oz. Container	Case of (12) 16-oz. Containers
MAX83916S	MAX83916



# McGard

### Wheel Locks & Lug Nuts

The McGard name has meant quality and safety for over thirty years. Built to last a lifetime, McGard lug nuts and wheel locks provide long-lasting beauty and the highest level of protection against costly wheel and tire theft. McGard's triple-nickel chrome plating is guaranteed for life against rusting, chipping, or peeling. Sold in packs of 4.

### Bulge Series Tough Nuts

Bulge lug nuts have an extended seating surface that is designed to match the wider seating surfaces used on some aluminum wheels. Bulge lug nuts have a 3/4" hex.



### Cone Seat

Cone seat-style wheel locks and lug nuts are for use with steel and aluminum wheels with exposed chrome lug nuts that are tapered at the bottom.



### Regular Shank

Regular shank lug nuts and wheel locks are for use with custom replacement cast or forged aluminum wheels that are between 9/16" and 7/8" thick at the stud hole.



### Long Shank

Long shank-style lug nuts and wheel locks are for use with custom replacement cast or forged aluminum wheels that are at least 7/8" thick, but less than 1-1/4" thick at the stud hole.



### Extra-Long Shank

Lug nuts are available to fit extra-long applications such as Cragar SST, Superlite, Supertrick, etc. Shank length is 1.365" and shank diameter is .680". Kits include stainless steel washers.



Thread Size	Locks	Lug Nut	Bulge Lug Nut
<b>Cone Seat</b>			
1/2"	MCG24130 (2)	MCG64000 (2)	MCG64010 (1)
7/16"	MCG24132 (1)	MCG64001 (2)	MCG64011 (1)
12mm x 1.5	MCG24137 (1)	-	MCG64012 (1)
12mm x 1.75	-	MCG64019 (2)	-
14mm x 1.5	MCG24210 (4)	MCG64014 (4)	-
14mm x 2.0	MCG24205	MCG64021 (2)	-
		MCG64020	-
<b>* Regular Shank .746" Shank</b>			
1/2"	-	MCG61000 (2)	-
7/16"	-	MCG61001 (2)	-
<b>* Long Shank .946" Shank</b>			
1/2"	-	MCG62000 (2)	-
7/16"	-	MCG62001 (2)	-
<b>* Extra-Long Shank 1.365" Shank</b>			
7/16"	MCG23180	MCG63015 (2)	-
1/2"	-	MCG63014 (2)	-
12mm x 1.5	-	MCG63016 (2)	-

Warning: When installing wheel locks or lug nuts, verify correct seating surface style (cone, shank, etc.) and thread size. Also verify that fastener has not bottomed out on wheel stud before tightening against wheel.

Footnotes	
1	3/4" Hex
2	13/16" Hex
3	7/8" Hex
4	22mm Hex
* Shank Style Nut sets come with washers	





For over 35 years, Mechman Alternators has been manufacturing high-performance alternators for any and all types of vehicles. Focused on producing the most reliable and best-performing product in the marketplace, each Mechman alternator is hand-built in the U.S. and dyno-tested prior to shipment. They offer five different series of products available to fit any application including drag race, road race, street rod, diesel performance, pro touring, or car audio.

### S Series

With applications available for a broad range of both domestic and import vehicles these cast-aluminum, six-phase alternators offer incredible output in a very compact unit. Highly efficient, the units use less horsepower than conventional three-phase alternators and are available with 170-, 240-, or 320-amp ratings. 12 diodes, twin rectifier plates, and twin cooling fan construction ensures long life in any application or operating environment.



Part No.	Description
<b>MEC7127170</b>	1963-85 GM, Single Groove Pulley, 170 Amp, Internal Regulator, 1-Wire



### Hydraulic Clutch Conversion Kits



McLeod Racing has developed several kits to convert stock Mustang cable clutches to hydraulic activation. Benefits include softer pedal effort, smoother clutch operation, and better clutch performance under high-speed driving. Kits are self-adjusting and use braided steel lines for heat resistance around exhaust components. Two styles are offered: an external slave cylinder arrangement and one using a hydraulic throw-out bearing.

Part No.	Description
<b>MCL14-325</b>	1979-93 Mustang, Internal Slave Cylinder
<b>MCL14-326</b>	1979-93 Mustang w/External Slave Cylinder

### Direct Bolt-In Clutch Master Cylinders



Adjustable master cylinders have a 13/16" bore. Available for 1986-02 LT1/LS1 with LS-X quick disconnect fitting or LT-Style roll pin fitting. Threaded mounting studs. All use stainless AN-4 braided lines.

Part No.	Description
<b>MCL139301</b>	1998-02 LS with GM Quick Disconnects
<b>MCL139305</b>	1986-97 TPI/LT-1 with Roll Pin Fitting





### Ball Studs

Part No.	Description
<b>MCL16908</b>	Adjustable Ball Stud Assy., 1955-83 GM, Stock/Steel Bellhousing, Enlarged Head, 1/2"-13 Threads
<b>MCL16909</b>	Adjustable Ball Stud Assy., Mustang with Cable Linkage

### Steel SFI Flywheels

Offered in standard or heavyweight, steel flywheels are engineered for street and strip duty. Heavier units are ideal for improving elapsed times on heavy cars with small displacement engines.



Part No.	Application	Weight lbs.	Ring Gear Teeth	Ring Gear O.D.
<b>MCL460130</b>	1955-03 Chevy 265-454, Neutral Bal.	28-33	168	14.096"
<b>MCL460530</b>	1997-06 Chevy Gen. III 5.7 LS1	28-33	168	14.096"
<b>MCL463100</b>	1964-69 SB Ford 260-289, Ext. Bal., 28 oz., Sm. Flywheel	22-27	157	13.294"
<b>MCL463100</b>	1964-69 SB Ford 260-289, Int. Bal.	22-27	157	13.294"
<b>MCL463215</b>	1963-74 BB Ford "FE" 332-427 Int. Balance	28-33	184	15.503"

### Throw-Out Bearings

Part No.	Application	Height	Collar I.D.	Bearing Face
<b>MCL16010</b>	GM, Use with Diaphragm or 12" B&B Pressure Plates	1.225"	1.375"	2.640"
<b>MCL16505</b>	GM, Adjustable	1.580-1.930"	1.375"	2.750"
<b>MCL16515</b>	Ford, Adjustable	1.586"-1.940"	1.435"	2.750"



MCL16505

### Street Twin Clutch Series



Capable of handling up to 1,200 horsepower, the Street Twin Clutch Series is for street/strip vehicles with nitrous, superchargers, or turbochargers. Special floater straps provide improved dampening and quieter operation. Kit includes discs, floater plate, flywheel, pressure plate, and throw-out bearing where applicable.

Part No.	Application	Trans. Spline	Ring Gear Teeth	Pressure Plate	Flywheel
<b>MCL6400107</b>	1955-85 SB Chevy 265-427 (Exc. 400), Int. Bal.	1-1/8"-26	168	Diaphragm	Steel

### RST Street Twin Clutch Kit



The RST is a street clutch that is quiet with minimal pedal effort, and can easily handle up to 800 horsepower. The Street Twin is a dual-disc diaphragm-style clutch and the best choice for the street car equipped with nitrous, supercharger, or turbocharger.


Part No.	Description
<b>MCL6911-07</b>	GM 1955-85, Lg. Diameter Flywheel, 1-1/8"- 26 Input
<b>MCL6912-03</b>	Ford 2001.5-10 V8, Modular 4.6/5.4L, 1-1/16"- 10 Input

Please call for specific applications before ordering.

### RXT Twin Street Disc Clutch Kit


#### MCL6932-07

The ideal clutch for the street machine with plenty of horsepower, and the need for an inexpensive, durable clutch to handle all that power. Ceramic facings on the discs provide aggressive engagement with light pedal pressure, making the kit suitable for use on street rides that have been "kicked up a notch". The kit includes a pressure plate, two ceramic friction discs, floater plate, McLeod's patent-pending adapter ring, and pilot tool. The flywheel is not included unless noted. Fits: 1997-10 GM LS1; 2001.5-10 Ford 4.6/5.4L, 1-1/8"-26 Input.




### Super Street Pro Clutch Kit

When engine modifications are moderate and street tires are being used, the Super Street Pro is the perfect street/strip clutch. Engine modifications can include upgraded exhaust and intake, cam and cylinder head work, and engine programming. Slightly heavier pedal effort than stock, but with excellent holding capability.



Part No.	Description
<b>MCL75225</b>	1955-85 Chevy, All V8, 1-1/8"x 26, 10.4" Disc, Diaphragm
<b>MCL75221</b>	1955-85 Chevy, All V8, 1-1/8"x 26, 11" Disc, Diaphragm



### Street Pro Clutch Kit

The Street Pro can handle basic performance modifications like headers and cold air intakes with street tires. Slightly heavier than stock pedal effort and improved holding capacity.

Part No.	Description
MCL75117	1955-85 Chevy, All V8, 1-1/8" x 10, 10.4" Disc, Diaphragm
MCL75124	1955-85 Chevy, All V8, 1-1/8" x 10, 11" Disc, Diaphragm
MCL75109	Chrysler 318, 360, 340, 383 V8, 1" x 23, 10.5" Disc, Diaphragm



Bolt-On Shown

### Hydraulic Throwout Bearings Bolt-On

Designed for 6.500" or shallower bell housings.

Application	Spline	Stock Collar I.D.	T.O. Bearing	Master Cyl. & T.O. Bearing Package
GM, Tremec TKO 500/600, 3550 TKO, 2057	1-1/8"-26	4.680"	MCL1364	MCL13645
Ford, Tremec TKO 500/600, 3550 TKO, 2057	1-1/8"-26	4.680"	MCL1364	MCL13645

**Note:** Always measure prior to ordering. Measure from the outside surface of the bellhousing to the crown of the fingers of the pressure plate.



Slip-On Shown

### Slip-On

Application	Spline	OEM T.O. Bearing I.D.	T.O. Bearing
Ford, B-W T-5 Through 1995/1996-Up T-45	1-1/16"-10	1.430"	MCL1400-30
Ford, B-W T-56 Aftermarket	1-1/8"-26	1.430"	MCL1400-30



**PLUS UPS FREIGHT CHARGES**

### Sportsman S/T Radial™

Developed to answer the demand of muscle car owners for a stylish, high-quality performance tire. Raised white letters, or black sidewall out, the Sportsman S/T radial™ tire offers a wide, low-profile look with great handling and performance. The S/T radial™ tires are "T" speed rated at 118 mph.

Part No.	Size	Sidewall	Approved Rims	Measuring Rim	Section Width	Tread Width	Overall Diameter
MIC90000000178	P215/70R15	RWL	5.5-7.0"	6.5"	8.7"	7.0"	26.7"
MIC90000000180	P225/70R15	RWL	6.0-7.5"	6.5"	9.1"	7.2"	27.4"
MIC90000000181	P235/60R15	RWL	6.5-8.5"	7.0"	9.2"	7.6"	26.1"
MIC90000000182	P245/60R15	RWL	7.0-8.5"	7.0"	9.5"	8.0"	26.6"
MIC90000000183	P255/60R15	RWL	7.0-9.0"	7.5"	10.24"	8.2"	27.0"
MIC90000000184	P275/60R15	RWL	7.5-9.5"	8.0"	10.7"	8.9"	28.1"
MIC90000000185	P295/50R15	RWL	8.0-10.0"	9.5"	12.22"	10.1"	26.8"



### ET Street S/S

DOT-approved street tire which provides excellent traction at the dragstrip. Proven polyester-ply, steel-belted, tubeless radial construction provides strength and durability for excellent ride control on the street. Proven R2 compound provides quick and consistent traction at the strip with little burnout required. Minimal tread void for excellent dry traction, strategically placed to aid in hydroplane resistance.

Part No.	Tire Size	Approved Rims	Overall Diameter	Section Width	Tread Width	Circumference
MIC90000024528	P235/60R15	(7.0) 6.5 - 8.5	26.1"	9.4"	7.7"	82
MIC90000024550	P275/50R15	(8.5) 7.5 - 9.5	25.9"	11.2"	9.7"	81
MIC90000024552	P255/60R15	(7.5) 7.0 - 9.0	27.1"	10.2"	8.6"	85
MIC90000024554	P275/60R15	(8.0) 7.5 - 9.5	28.0"	11.0"	9.3"	88
MIC90000024555	P295/55R15	(9.5) 8.0 - 10.5	27.8"	12.2"	10.6"	87
MIC90000024556	P295/65R15	(8.5) 8.0 - 10.5	30.1"	11.8"	10.9"	95
MIC90000024557	P255/50R16	(8.0) 7.0 - 9.0	26.1"	10.4"	9.4"	82
MIC90000024558	P275/40R17	(9.5) 9.0 - 11.0	25.7"	10.9"	10.0"	81
MIC90000024570	P305/35R18	(11.0) 10.0 - 12.0	26.4"	12.3"	11.5"	83
MIC90000024573	P345/35R18	(12.0) 11.5 - 13.5	27.5"	13.8"	12.5"	87
MIC90000024575	P305/35R19	(11.0) 10.0 - 12.0	27.4"	12.3"	10.2"	86
MIC90000024577	P275/40R20	(9.5) 9.0 - 11.0	28.7"	10.9"	9.1"	90
MIC90000024578	P305/35R20	(11.0) 10.0 - 12.0	28.4"	12.1"	10.0"	89



### ET Street R

DOT-approved race tire which can be driven on the street. Proven R2 compound on the radialsizes with M5 and X5 compounds on bias sizes to provide superior performance at the strip with little burnout required. Tubeless "Radial Pro" technology used in radial sizes to provide the ultimate traction. Tube-type bias-ply sizes available for the most consistent performance in manual transmission and Pro Street applications. Minimal tread void for the ultimate dry traction.

Part No.	Tire Size	Approved Rims	Overall Diameter	Section Width	Tread Width	Circumference
MIC90000024650	P225/50R15	(7.0) 6.0 - 8.0	23.9"	9.2"	8.1"	75"
MIC90000024641	P275/50R15	(8.5) 7.5 - 9.5	25.9"	11.2"	9.9"	81"
MIC90000024642	P255/60R15	(7.5) 7.0 - 9.0	27.1"	10.2"	8.6"	85"
MIC90000024643	28X11.50-15LT	(8.0) 8.0 - 10.0	27.7"	11.0"	8.7"	87"
MIC90000024644	P325/50R15	(10.0) 9.0 - 11.5	27.8"	13.2"	11.6"	87"
MIC90000024649	P315/35R17	(11.0) 10.5 - 12.5	25.7"	12.6"	11.4"	81"
MIC90000024660	P305/45R17	(10.0) 9.5 - 11.5	27.8"	11.9"	10.2"	87"
MIC90000024661	P305/45R18	(10.0) 9.5 - 11.5	28.8"	11.9"	10.2"	90"



### Street Comp™

The Street Comp tire is built for ultra-high-performance applications. Incredible traction, crisp handling, and high-speed cornering ability with outstanding appearance you'd expect from Mickey Thompson. Asymmetric tread design for both wet and dry performance, and a 300 AA A UTQC rating.

Part No.	Size	Approx. Weight	Measuring Rim	Sidewall Width	Tread Width	Overall Diameter
MIC90000001600	275/40R17	29 lbs.	9.5"	10.9"	9.9"	25.6"
MIC90000001618	275/40R20	34 lbs.	9.5"	10.9"	9.9"	28.6"



### Sportsman S/R™ Radial

A unique flame tread pattern and radial construction combine to bring a new style and a smooth ride to Pro Street. Available for 15", 18", and 20" diameter wheels. Fronts also may be used with the M/T ET Street Radial™.

Part No.	Size	Approx. Weight	Measuring Rim	Section Width	Tread Width	Overall Diameter
MIC90000000230	26 X 6.00R15LT	20 lbs.	4.0"	6.5"	5.7"	26.0"
MIC90000000228	26 X 8.00R15LT	20 lbs.	6.0"	8.5"	7.0"	26.1"
MIC90000000241	26 X 6.00R18LT	18 lbs.	5.0"	6.3"	5.7"	26.0"



### Sportsman Front™

A street-legal tire that is also suitable as a front drag tire. The nylon Sportsman Front™ tire is light enough for the drags and durable enough for the rigors of daily street use.

Part No.	Size	Approx. Weight	Measuring Rim	Tube Size	Sidewall Width	Tread Width	Overall Diameter
MIC90000000593	26/7.50-15	16 lbs.	3.5-6.5"	Tubeless	6.3"	4.8"	26"
MIC90000000594*	26/7.50-15	19 lbs.	3.5-6.5"	Tubeless	6.3"	4.8"	26"
MIC90000000595	28/7.50-15	20 lbs.	3.5-6.5"	Tubeless	6.9"	5.5"	28"

\* Eight-ply construction suggested for use on cars 3,000 lbs. or heavier.





## Low-Profile Oil Pans


Oil pans have a triangular design for maximum oil capacity without compromising ground clearance. Designed to fit stock chassis, pans include horizontal baffles to provide oil control under acceleration or braking.

### Chevy Small Block

Part No.	Description
<b>MIL30900</b>	LH Dipstick, 1955-79
<b>MIL30901</b>	RH Dipstick, Dart SHP, 1980-85
<b>MIL30902</b>	RH Dipstick, 1986-Up

#### Related Components

<b>MIL18314</b>	Pickup for MIL18750 or MELM55HV Pumps
<b>MIL18311</b>	Pickup for Melling M55 Pump
<b>MIL22000</b>	Stainless Dipstick, 1955-79 Blocks
<b>MIL22005</b>	Stainless Dipstick, 1980-Up Blocks
<b>MIL32100</b>	Windage Tray, LH Dipstick, 1955-79
<b>MIL32102</b>	Windage Tray, RH Dipstick, 1980-Up
<b>MIL81150</b>	Windage Tray Studs



MIL30900



MIL22000



MIL32100

### Small Block Chevy Stroker

Pan accepts up to a 4" stroke with steel rods.


Part No.	Description
<b>MIL30907</b>	RH Dipstick, Dart SHP, 1980-85
<b>MIL30908</b>	LH Dipstick, 1955-79
<b>MIL30909</b>	RH Dipstick, 1986-Up
<b>MIL18316</b>	Pickup for MIL18750 Or MELM55HV



MIL30907



MIL30955



MIL30951

### Big Block Chevy

Part No.	Description
<b>MIL30950</b>	Gen. IV 1965-90
<b>MIL30951</b>	Gen. IV 1965-90, with Oil Filter Notch
<b>MIL30955</b>	Gen. V & VI 1991-Up
<b>MIL30956</b>	Gen. V & VI 1991-Up, with Oil Filter Notch
<b>MIL30970</b>	396-454 Mark IV Engine 1965-90
<b>MIL30975</b>	454-502 Mark V & VI Engine 1965-90

#### Related Components

<b>MIL18301</b>	Pickup for MIL18760 or MELM77HV Pumps
<b>MIL22010</b>	Stainless Dipstick
<b>MIL32200</b>	Windage Tray
<b>MIL81151</b>	Windage Tray Studs



MIL30250


### Ford Front Sump

Front sump oil pans are designed to fit pre-1974 chassis.


Part No.	Description
<b>MIL30925</b>	289-302, Front Sump
<b>MIL30926</b>	351W, Front Sump
<b>MIL30927</b>	351C, Front Sump
<b>MIL30929</b>	429-460, Front Sump

#### Related Components

<b>MIL18375</b>	289-302 Pickup for MIL18800 or MELM68HV Pumps
<b>MIL18355</b>	9-1/2" Deep Oil Pump Pickup Tube
<b>MIL18365</b>	351W Pickup for MIL18810 or MELM83HV Pumps
<b>MIL18398</b>	429-460 Pickup for MIL18845 or MELM84HV Pumps
<b>MIL22030</b>	289-351W Dipstick into Timing Cover
<b>MIL32210</b>	289-302 Windage Tray, Front Sump
<b>MIL81157</b>	289-302 Windage Tray Studs
<b>MIL81167</b>	351W Windage Tray Studs
<b>MIL81190</b>	429-460 Windage Tray Studs



MIL30925



MIL30927



MIL30929

### Ford Rear Sump

Rear sump oil pans fit popular late model Ford engines.

Part No.	Description
<b>MIL31125</b>	289-302, 1979-Up
<b>MIL31126</b>	351W
<b>MIL31127</b>	357C

#### Related Components

<b>MIL18380</b>	289-302 Pickup for MIL18800 or MELM68HV Pumps
<b>MIL18385</b>	351W Pickup for MIL18810 or MELM83HV Pumps
<b>MIL18387</b>	351W Pickup for MIL18810 or MELM83HV Pumps
<b>MIL18388</b>	351W Pickup for MIL18810 or MELM83HV Pumps
<b>MIL22040</b>	289-351W, 429-460 Stainless Dipstick, Into Pan
<b>MIL32227</b>	429-460 Windage Tray
<b>MIL81157</b>	289-302 Windage Tray Studs
<b>MIL81167</b>	351W Windage Tray Studs
<b>MIL81190</b>	429-460 Windage Tray Studs



MIL31125

### Small Block Chrysler

Part No.	Description
<b>MIL30935</b>	318-340
<b>MIL30936</b>	318-340 A, B, & E Bodies
<b>MIL30940</b>	360
<b>MIL30941</b>	360 A, B, & E Bodies

#### Related Components

<b>MIL18345</b>	Pickup for MIL18780 or MELM72HV Pumps
<b>MIL22060</b>	Stainless Dipstick
<b>MIL32230</b>	Windage Tray
<b>MIL81151</b>	Windage Tray Studs



MIL30935



MIL30936

### AMC

Part No.	Description
<b>MIL30250</b>	304-401

#### Related Component


<b>MIL18400</b>	Pickup
-----------------	--------

### Oldsmobile

Part No.	Description
<b>MIL30305</b>	330-455

#### Related Components

<b>MIL18411</b>	Pickup for MIL18865 or MELM22FHV Pumps
<b>MIL32245</b>	400-455 Windage Tray



MIL30305





## Big Block Chrysler

Part No.	Description
<b>MIL30761</b>	383-440 B-Body, Stock Replacement
<b>MIL30930</b>	383-440, 426 Hemi
<b>MIL30931</b>	383-440, 426 Hemi, External Oil System
<b>MIL31151</b>	383-440, 5" Deep with Tubular K Member
<b>MIL31161</b>	383-440, 6" Deep with Tubular K Member
<b>Related Components</b>	
<b>MIL18325</b>	Pickup with Stock 3/8" NPT Inlet
<b>MIL18335</b>	Pickup with 1/2" NPT Inlet
<b>MIL22070</b>	Stainless Dipstick
<b>MIL21505</b>	Oil Pump Drive Shaft with Steel Gear Big Block Chrysler 383-440
<b>MIL21525</b>	Oil Pump Drive Shaft with Bronze Distributor Gear Big Block /Hemi Chrysler, Dodge Plymouth 383-440



MIL30930




MIL30761



MIL31151

## Pontiac

Part No.	Description
<b>MIL30355</b>	326-455
<b>Related Components</b>	
<b>MIL18425</b>	Pickup for MIL18850 Pump
<b>MIL32240</b>	Windage Tray
<b>MIL81151</b>	Windage Tray Studs



MIL30355

## Oil Pumps

Milodon oil pumps feature strengthened necks. All small block Chevy pumps are made of heavy-duty, 40,000 PSI "G-10" material to put an end to pump body breakage. All pumps are CNC-machined for precise tolerances and 100% flow tested. Choose from standard volume, high-volume, and high-pressure applications.



MIL18750

Part No.	Description
<b>Small Block and Big Block Chevy Oil Pump</b>	
<b>MIL18740</b>	High Volume 3/4" Inlet, Small Block Chevy
<b>MIL18750</b>	High Volume, Small Block Chevy
<b>MIL18755</b>	Standard Volume, Small Block Chevy
<b>MIL18756</b>	High Pressure, Small Block Chevy
<b>MIL18760</b>	High Volume, Big Block Chevy

# Mobil 1

## Synthetic Gear Lube

Both Mobil Synthetic Gear Lube LS 75W-90 and LS 75W-140 are supreme performance, synthetic, multi-purpose automotive gear lubricants. They have been designed to meet the highest level of performance requirements of modern passenger vehicles in all types of operating conditions, including limited-slip applications.



Description	1-qt. Bottle	Case of (12) 1-qt Bottles
LS 75W-90	<b>MOB104361-1</b>	<b>MOB104361</b>
LS 75W-140	<b>MOB102490-1</b>	<b>MOB102490</b>

## Synthetic Grease

### MOB121071-1

Lithium complex NLGI No. 2 grease incorporates extreme-pressure properties and superior resistance to wear, water wash, rust, and corrosion. Synthetic base oil provides maximum performance at low and high temperatures, and effective lubrication and bearing protection over extended periods. Sold in 13.4-oz. cartridges, or in cases of (10) 13.4-oz. cartridges.



## Full Synthetic Oil

Mobil 1 advanced full-synthetic motor oils deliver exceptional performance and protection for vehicles of all ages and for all driving conditions - normal to extreme. Keep engines running like new by helping combat sludge and deposit buildup, reduce wear, and control oil breakdown. Provides a full range of temperature protection from cold starts to high-temperatures.



Description	1 qt. Bottle	5-qt. Jug	Case of (6) 1-qt Bottles	Case of (3) 5-qt. Jugs
5W50 FSX2	<b>MOB122075-1</b>	—	<b>MOB122075</b>	—
15W-50	<b>MOB122377-1</b>	—	<b>MOB122377</b>	—
5W-20	<b>MOB103008-1</b>	—	<b>MOB103008</b>	—
5W-30	<b>MOB124315-1</b>	—	<b>MOB124315</b>	—
5W-30	—	<b>MOB124317-1</b>	—	<b>MOB124317</b>
10W-30	—	<b>MOB122326-1</b>	—	<b>MOB122326</b>
15W-50	—	<b>MOB122377-1</b>	—	<b>MOB122377</b>

## Extended Performance

Mobil 1 Extended Performance is a high-performance synthetic motor oil that keeps your engine running like new and provides protection for up to 15,000 miles between oil changes. This advanced full synthetic formulation helps extend engine life, reduce oil breakdown, and minimize engine wear. API certified.



Description	1 qt. Bottle	5-qt. Jug	Case of (6) 1-qt Bottles	Case of (3) 5-qt. Jugs
0W-20 EP	<b>MOB120926-1</b>	<b>MOB120926</b>	<b>MOB120903-1</b>	<b>MOB120903</b>
5W-20 EP	<b>MOB102989-1</b>	<b>MOB102989</b>	<b>MOB120765-1</b>	<b>MOB120765</b>
5W-30 EP	<b>MOB112627</b>	—	—	—
10W-30 EP	<b>MOB102990</b>	—	—	—

# Mobil 1

## High Mileage

Premium, advanced fully synthetic motor oil is designed to help extend engine life in high-mileage engines. Lubricants include a higher base viscosity and boosted levels of seal conditioners to help reduce leaks, while also providing improved high temperature protection. Sold in one-quart bottles, five-quart jugs, or in cases.



Description	1 qt. Bottle	5-qt. Jug	Case of (6) 1-qt. Bottles	Case of (3) 5-qt. Jugs
5W-20	<a href="#">MOB120455-1</a>	<a href="#">MOB120455</a>	<a href="#">MOB120768-1</a>	<a href="#">MOB120768</a>
5W-30	<a href="#">MOB103767-1</a>	<a href="#">MOB103767</a>	-	-
10W-30	<a href="#">MOB103535-1</a>	<a href="#">MOB103535</a>	<a href="#">MOB120770-1</a>	<a href="#">MOB120770</a>
10W-40	<a href="#">MOB103536-1</a>	<a href="#">MOB103536</a>	-	-

## Advanced Fuel Economy

Mobil 1 Advanced Fuel Economy, available in 0W-20 viscosity, helps improve fuel economy while providing outstanding engine protection. API certified.



1-qt. Bottle	Case of (6) 1-qt. Bottles
<a href="#">MOB124184-1</a>	<a href="#">MOB124184</a>

## Mobil 1 Synthetic Blends

Mobil 1 5W-20, 5W-30, and 10W-30 is made with a proprietary blend of high-performance synthetic base stocks fortified with a precisely balanced additive component system. API certified.



Description	1 qt. Bottle	5-qt. Jug	Case of (6) 1-qt. Bottles	Case of (3) 5-qt. Jugs
5W-20	<a href="#">MOB103008-1</a>	<a href="#">MOB103008</a>	-	-
5W-30	<a href="#">MOB124315-1</a>	<a href="#">MOB124315</a>	<a href="#">MOB124317-1</a>	<a href="#">MOB124317</a>
10W-30	-	-	<a href="#">MOB122326-1</a>	<a href="#">MOB122326</a>

## Synthetic ATF

Mobil 1 Synthetic ATF combines high-performance synthetic hydrocarbon base oils and a superior balanced additive system to provide significantly higher levels of performance above conventional fluids.



1-qt. Bottle	Case of (6) 1-qt. Bottles
<a href="#">MOB12980-1</a>	<a href="#">MOB12980</a>

## ATF D/M

Mobil ATF D/M is recommended by ExxonMobil for use in applications requiring GM DEXRON® IIIH or Ford MERCON®.



1-qt. Bottle	Case of (6) 1-qt. Bottles
<a href="#">MOB123130-1</a>	<a href="#">MOB123130</a>

## Multi-Vehicle ATF

Mobil Multi-Vehicle ATF is a premium synthetic blend lubricant formulated for use in a wide variety of North American, European, and Asian vehicles, and meets Allison C4, GM Dexron IIIH, IIIG, IIE, IID, II, Dexron, and Ford Mercon specifications. It is not recommended for applications requiring Ford Mercon® LV, Mercon® SP, or GM Dexron® VI.



1-qt. Bottle	Case of (6) 1-qt. Bottles
<a href="#">MOB123034-1</a>	<a href="#">MOB123034</a>

## Type F ATF

Mobil Type F ATF is an automatic transmission fluid which is made from high-quality base oils with viscosity index improvers, antioxidants, anti-wear agents, defoamants, and special additives to provide the controlled frictional characteristics of a Type F fluid in automatic transmission applications.



1-qt. Bottle	Case of (6) 1-qt. Bottles
<a href="#">MOB122974-1</a>	<a href="#">MOB122974</a>

## Extended Performance Oil Filters

Mobil 1 extended-performance oil filters use synthetic fibers to provide three times the capacity for capturing dirt and other contaminants. This increased capacity helps provide the performance needed for engines to perform better and last longer. Please call for additional applications.



Engine	Year	Part No.
<b>GM</b>		
<b>Camaro/Firebird</b>		
V8	1967-97	<a href="#">MOBM1-111A</a>
<b>Chevelle</b>		
V8	1968-75	<a href="#">MOBM1-111A</a>
<b>Malibu</b>		
V8	1978-88	<a href="#">MOBM1-111A</a>
<b>Dodge</b>		
<b>Charger/Cornet</b>		
V8	1966-72	<a href="#">MOBM1-301A</a>
V8	1973-76	<a href="#">MOBM1-204A</a>
<b>Challenger</b>		
V8	1970-72	<a href="#">MOBM1-301A</a>
V8	1973-74	<a href="#">MOBM1-204A</a>
<b>Ford</b>		
<b>Mustang</b>		
V8	1966-93	<a href="#">MOBM1-301A</a>
V8 (4bbl Carb VIN Code M Only)	1984	<a href="#">MOBM1-204A</a>





### Prototipo

This three-spoke black leather-covered steering wheel includes a black Momo logo horn button. 350mm / 13-3/4" dia.



Part No.	Description
<b>MOMPRO35BK0S</b>	Silver Three Spoke
<b>MOMPRO35BK2B</b>	Black Three Spoke

### Tuner

This black leather-covered wheel features three spokes. Available in 320mm (12-1/2") or 350mm (13-3/4") diameter.



Part No.	Description
<b>MOMTUN32BK0B</b>	320mm (12-1/2") Dia., Black
<b>MOMTUN35BK0B</b>	350mm (13-3/4") Dia., Anthracite

### Montecarlo

This black three-spoke steering wheel is covered in black leather and offers a red or black Momo horn button.



Part No.	Description
<b>MOMMCL32BK1B</b>	320mm (12-1/2") Dia., Black Horn Button
<b>MOMMCL35BK1B</b>	350mm (13-3/4") Dia., Black Horn Button
<b>MOMMCL32BK3B</b>	320mm (12-1/2") Dia., Red Horn Button
<b>MOMMCL35BK3B</b>	350mm (13-3/4") Dia., Red Horn Button

### Team

#### **MOMTEA30BK0B**

Black leather-wrapped steering wheel with airleather insert, black spokes, and black horn button. 300mm (12") dia.



### Jet

#### **MOMJET35BK0B**

The black leather-wrapped steering wheel features an airleather grip and carbon insert with black spokes. The black horn button is accented with a carbon outer ring. 350mm (13-3/4") dia.



### Competition

#### **MOMCOM35BK0B**

This black three-spoke steering wheel features a black airleather wrap with a generous grip. Black horn button. 350mm (13-3/4") dia.



### Race

This anthracite three-spoke steering wheel is wrapped in a black airleather grip. Anthracite horn button.



Part No.	Description
<b>MOMRCE32BK1B</b>	320mm (12-1/2") Dia.
<b>MOMRCE35BK1B</b>	350mm (13-3/4") Dia.

### Quark

This black urethane-wrapped steering wheel features leather inserts with black spokes and black center button. 350mm (13-3/4") dia.



Part No.	Description
<b>MOMQRK35BK0BU</b>	Blue
<b>MOMQRK35BK0R</b>	Red
<b>MOMQRK35BK0B</b>	Black

### MOD. 30

Black suede. 320mm (12-1/2") dia. 2.04 lbs.



Part No.	Description
<b>MOMR1960/32S</b>	Without Buttons
<b>MOMR1960/32SHB</b>	With Buttons

# MOMO

## Mod 07

### MOMR1905/35S

The Mod. 07 features a 350mm (13.8") dia. wheel with black leather or suede glued to the rim for enhanced grip and durability over stitched wraps. The smooth wheel maximizes steering flow, while cutouts in the spokes reduce weight. 72mm (2.83") dish, with orange centering line.



## Mod. 88

### MOMR1988/35S

The Mod. 88 features race-inspired elements such as a flat-bottom design for easier driver entry and exit, black anodized three-spoke center, and a thick grip covered in premium suede to deliver maximum control in even the most driving extreme conditions. Wheel is 350mm (13.8") diameter, with a 43mm (1.69") dish.



## Super Grand Prix Steering Wheel

### MOMGRA35WDOP

These mahogany wood steering wheels with walnut finish feature polished chrome aluminum spokes. The semi-matte finished wheels are 350 mm (13-3/4") in diameter with a 37mm (1-1/2") dish. Includes Momo logo horn button.



## Daytona Evo

This is the most advanced Momo seat available. This black Hans® compatible fiberglass shell seat has black fabric over the rear and front portions of the seat while the Airnet® technical material covers the central portion, including the Kinder Point of the seat. The particular shape of the halo area reduces lateral movements of the helmet and protects the driver's head. The anatomical backseat pads offer comfort and airflow to assist in the reduction of driver fatigue. The removable double leg cushion optimizes support as well. Five seat belt openings.



Part No.	Description
MOM1075BLK	Standard, 15.55" Wide
MOM1076BLK	XL, 16.34" Wide

## Daytona

This black Hans® compatible fiberglass shell seat has black fabric over the rear and front portions of the seat while pleated Airnet® technical material covers the central portion, including the Kinder Point of the seat. The particular shape of the halo area reduces lateral movements of the helmet and protects the driver's head. The removable double-leg cushion optimizes support as well. Five seat belt openings.



Part No.	Description
MOM1073BLK	Standard, 15.55" Wide
MOM1074BLK	XL, 16.34" Wide

## Supercup

This black Hans® compatible fiberglass shell seat has black fabric over the rear and front portions of the seat while pleated Airnet® technical material covers the central portion, including the Kinder Point of the seat. The removable double-leg cushion optimizes support as well. Five seat belt openings. Side mounting.



Part No.	Description
MOM1071BLK	Standard, 15.35" Wide
MOM1082BLK	XL, 17.32" Wide

## Start

### MOM1070BLK

This Hans® compatible fiberglass seat offers five seat belt openings and four mounting points. 15.55" wide.





### Race Airleather

#### MOMRACAIR

Black airleather shift knob with black Momo logo cap and aluminum collar.



### Gotham

#### MOMGOTBK1

This shift knob is covered with top grain leather, dark chrome, and a rubberized Momo logo insert, the Gotham logo, and a dark chrome collar.



### Nero

This shift knob features a black leather top with a black enamel insert featuring rubberized Momo logo top along with the yellow Momo logo. Also for "reverse lift system."



### Combat Evo

These ergonomically shaped shift knobs offer a black leather top with a chrome colored insert with matching stitches. Momo Italy logo with a black collar.



Part No.	Description
MOMNERBK1	Standard
MOMNERBK1-R	Reverse Lift

Part No.	Description
MOMCTECBN	Carbon Look Insert, Black Collar
MOMCTEBLU	Blue Insert, Black Collar
MOMCTERED	Red Insert, Black Collar
MOMCTESIL	Silver Insert, Black Collar

### Automatico

An automatic transmission shift knob with chrome inserts and a chrome collar.



Part No.	Description
MOMAUTOBK1	Leather
MOMAUTOALU	Satin Aluminum

### Anatomico

This anatomically shaped shift knob is covered in top grain leather and features an embossed Momo logo.



Part No.	Description
MOMALBK1	Standard, 3.94"
MOMASBK1	Short Version, 2.95"



### Flexplate

#### MOPP4529751AB

SFI-approved flexplate is drilled for 7/16" converter bolts for use with a six-bolt crank flange and a Hemi, B&M, or Turbo Action converter.



### Moly-Coated Fuel Pump Eccentric

#### MOPP4120484

Small block Chrysler, "A" engine fuel pump eccentric includes a moly coating that significantly reduces friction and wear.



### Engine Enamel

Engine enamel is matched to factory colors to keep engine compartment original. Each aerosol can contains 16 ounces of quick drying enamel for painting engines, or fast touch-up of engine components.

Part No.	Description
MOPP4120751AB	Race Hemi Orange, Bright Orange Used on Cars with Max Wedge Engines (413 and 426 Cross Ram) from 1962-64, Also Used on 426 Race Hemis 1964-65
MOPP4120752AB	Turquoise, Medium Blue-Green Used on All "B/RB" Big Block Engines 1962-71 with the Exception of 1969-71 Hi-Perf 383/440 Engines (Street Hemi Orange)
MOPP4349218AB	Red, Bright Red Used on All 273 Engines from 1964-69, Also the 1968-69 340 Engines and Most Mid-1960s 318 Engines





### XHD Leaf Springs

Extra heavy-duty leaf springs are direct replacements for old worn-out units. Perfect for bringing crisp handling performance back to your muscle car. These are just like the units used on 1967-71 B-Body 440 and 426 Hemi and 1970-74 E-Body 440 and 426 Hemi cars. Springs include front bushings installed.



Part No.	Vehicle	Side
<b>MOPP4452982</b>	1966-72 B-Body	Right
<b>MOPP4452983</b>	1966-72 B-Body	Left

### Rear Spring Mounting Seats

#### **MOPP4120074**

New leaf spring mounting seats for XHD leaf springs with 8.25", 8.75", 9.25", and 9.75" rear ends.



### Distributor Clamps

Dress up the engine compartment of any Mopar with a heavy-duty, chrome-plated distributor hold-down clamp. Complete with bolt.



Part No.	Description
<b>MOPP4349278</b>	273-360 "A" Engines
<b>MOPP4349279</b>	383-440 "B"/"RB" Engines

### Plug Tube and Seal Set

#### **MOPP4120294**

Designed specifically for Chrysler 426 Hemi engines, set includes eight spark plug tubes and eight seals.



### Lightweight Starter

#### **MOPP5249644AC**

Small block Chrysler "A" engine starter weighs just 7 pounds and is roughly half the weight of 1960s-70s vintage units. May require some header, exhaust, or block modifications on some cars.



### Distributor Drive Gear Assemblies

Assemblies feature hardened tip shaft with full radius blend from hex to round, and a pinned distributor gear. Available for small block, big block, and Hemi.



Part No.	Description
<b>MOPP3690715</b>	Small Block, Flat Tappet Camshafts
<b>MOPP3571071</b>	Big Block and Hemi with Stock Oil Systems, Flat Tappet Camshafts
<b>MOPP3690875</b>	Big Block and Hemi with Stock Oil Systems, Roller Camshafts

### High-Performance Oil Filter

#### **MOPP4452890**

Mopar oil filter works well on street or strip vehicles and fits "A", "B"/"RB", Hemi, Slant 6 and 3.9L V6 engines.



### Oil Pan Bolts

#### **MOPP4120613**

Standard OEM-grade oil pan bolt package with thread sealer installed. Fits all small block, big block, and 426 Hemi engines.



### Chrome Oil Dipsticks and Tubes



MOPP4349628

Chrome dipsticks and tubes finish and dress up your oil pans (for center sump pans).

Part No.	Description
<b>MOPP4349628</b>	Fits 273-360 Engines
<b>MOPP4349629</b>	Fits 383-440 Engines

### Windage Trays

Designed to increase horsepower while improving engine lubrication. Package includes tray and two pan gaskets.



Part No.	Description
<b>MOPP4120998</b>	383-440 and 426 Hemi, 3.750" Stroke





### Oil Pumps


High-output oil pump provides 25% more oil volume than a stock unit. Ideal for replacing a stock pump in a high-performance engine.



Part No.	Description
<b>MOPP4286589</b>	Fits 273-360 Engines

### Oil Pressure Relief Springs

These pressure relief springs are designed to increase the oil pressure in high-performance applications. Includes the spring, cap, and instructions.



Part No.	Description
<b>MOPP3690944</b>	Fits 273-360 Engines

### Big Block Chrysler "B/RB" Cast Aluminum Black Wrinkle Valve Covers

#### **MOPP5007614**

Rugged, black wrinkle-finished cast aluminum valve covers look good in any engine compartment. Set includes two valve covers, and oil filler caps. Fit all "B"/"RB" series engines.



### Big Block Chrysler "B/RB" Polished Cast Aluminum Valve Covers

#### **MOPP5007616**

Polished aluminum valve covers proudly wear the Mopar Performance logo. Set includes two valve covers and oil filler caps. Fits all "B"/"RB" series engines.



### Small Block Chrysler "A" Polished Valve Cover Set

#### **MOPP5007613AB**

The same high-quality aluminum valve covers polished to a chrome-like finish with the raised Mopar Performance logo. The perfect addition to any show car. Complete with oil filler caps. Fits all "A" engines.



### Valve Cover Hardware Kit

#### **MOPP4120272**

Designed for stamped steel valve covers only, kit includes 12 chrome-plated screws and washers, one chrome-plated oil filter cap, and two rubber grommets. Fits all Chrysler V8s.



### Chrome Breather Caps



Part No.	Description
<b>MOPP4529880</b>	Twist-On Style, Bottom Vented for Use with Mopar Cast Aluminum Valve Covers
<b>MOPP4529881</b>	Push-In Style, Use to Fill Extra Holes in Mopar Cast Aluminum Valve Covers

### Chrome Timing Chain Cover

Chrome-plated steel cover is the perfect finishing touch for "B" and "RB" engines.



Part No.	Description
<b>MOPP4349816AB</b>	Chrome Timing Chain Cover
<b>MOPP4452795</b>	Chrome Attaching Bolt Package "B" Engine





### Small Block Chevy, 6-Quart Deep Sump

Oil pans fit most Chevy chassis with small block except 1962-67 Chevy II and V8 Vega/Monza. 8-1/4" deep pans have a six-quart capacity and trap door oil control baffle. Pans accept up to 3.800" stroke with most steel rods and fit with most starters/flywheels.




MOR20180

Part No.	Description
MOR20180	Pre-1980 Blocks With Driver-Side Dipstick, Clear Zinc-Plated Steel
MOR20181	1980-85 Blocks With Passenger-Side Dipstick, Clear Zinc-Plated Steel
MOR20182	1986-Up Blocks With One-Piece Rear Main Seal, Clear Zinc-Plated Steel
<b>Recommended Pickups and Accessories</b>	
MOR24170	Pickup for Stock Oil Pumps or MOR22101
MOR24350	Pickup For SB Chevy HV Race Pump MOR22111
MOR24320	Pickup for BB Chevy Race Pump MOR22150, MOR22160, or MOR22162
MOR23020	Windage Tray
MOR23000	Oil Pan Baffle
MOR25800	Crank Scraper

### Small Block Chevy, 7-Quart Deep Sump

Oil pans fit most Chevy chassis with small blocks except 1962-67 Chevy II and V8 Vega/Monza. 9-1/2" deep pans have a seven-quart capacity and trap door oil control baffle. Pans accept up to 3.800" stroke with most steel rods and fit with most starters/flywheels.



MOR20160

Part No.	Description
MOR20160	Pre-1980 Blocks With Driver-Side Dipstick, Clear Zinc-Plated Steel
MOR20165	1980-85 Blocks With Passenger-Side Dipstick, Clear Zinc-Plated Steel
<b>Recommended Pickups and Accessories</b>	
MOR24150	Pickup for Stock Oil Pumps or MOR22101
MOR24340	Pickup for SBC HV Race Pump MOR22111
MOR23020	Windage Tray
MOR23000	Oil Pan Baffle
MOR25800	Crank Scraper

### Small Block Chevy, 6-Quart Chevy II

Oil pans fit 1962-67 Chevy II chassis without power steering. 9" deep pans have a six-quart capacity and notched sump to clear steering linkage. Pans accept up to 3.800" stroke with most steel rods and fit with most starters/flywheels.




MOR20211

Part No.	Description
MOR20211	Pre-1980 Blocks With Driver-Side Dipstick, Clear Zinc-Plated Steel
MOR20212	1986-Up Blocks With One-Piece Rear Main Seal, Clear Zinc-Plated Steel
<b>Recommended Pickups And Accessories</b>	
MOR24120	Pickup for Stock Oil Pumps or MOR22101
MOR24122	Pickup for SBC HV Race Pump MOR22111
MOR23000	Oil Pan Baffle
MOR25800	Crank Scraper

### Small Block Chevy, 7-Quart Kicked-Out Sump

Oil pans fit most Chevy chassis with small blocks except 1962-67 Chevy II and V8 Vega/Monza. 8-1/4" deep pans have a seven-quart capacity, kicked-out sump, and trap door oil control baffle. Pans accept up to 3.800" stroke with most steel rods and fit with most starters/flywheels.



MOR20190

Part No.	Description
MOR20190	Pre-1980 Blocks With Driver-Side Dipstick, Clear Zinc-Plated Steel
MOR20200	1980-85 Blocks With Passenger-Side Dipstick, Clear Zinc-Plated Steel
MOR20205	1986-Up Blocks With One-Piece Rear Main Seal, Clear Zinc-Plated Steel
<b>Recommended Pickups and Accessories</b>	
MOR24170	Pickup for Stock Oil Pumps or MOR22101
MOR24350	Pickup for SBC HV Race Pump MOR22111
MOR24320	Pickup for BBC Race Pump MOR22150, MOR22160, or MOR22162
MOR23020	Windage Tray
MOR23000	Oil Pan Baffle
MOR25800	Crank Scraper

### Small Block Chevy, 6-Quart Vega/Monza

#### MOR20230

Clear zinc-plated steel pan fits pre-1980 blocks with driver-side dipstick V8 Vega/Monza chassis. 8-1/4" deep pan has a 6-quart capacity, notched sump to clear crossmember, and trap door oil control baffle. Pan accepts up to 3.480" stroke with most steel rods and fits with most starters/flywheels.




Part No.	Description
<b>Recommended Pickups and Accessories</b>	
MOR24170	Pickup for Stock Oil Pumps or MOR22101
MOR24350	Pickup for SBC HV Race Pump MOR22111
MOR24320	Pickup for BBC Race Pump MOR22150, MOR22160, or MOR22162
MOR23000	Oil Pan Baffle
MOR25800	Crank Scraper

### LS1/LS6, 7-Quart Kicked-Out Sump

#### MOR20140

Clear zinc-plated steel pan fits LS1/LS6 block in 1968-72 Nova, 1965-72 A-body and 1967-69 F-body. Six-inch deep pan has a seven-quart capacity, kicked-out sump, -10AN fitting (for remote filter) and trap door oil control baffle. Pan accepts up to 4-1/8" stroke with most steel rods and uses stock dipstick.



Part No.	Description
<b>Recommended Pickup and Pump</b>	
MOR24050	Pickup for Stock Oil Pumps or MOR22101
MOR22120	Moroso HV Race Oil Pump





### Big Block Chevy Gen IV, 6-Quart Short Sump

#### MOR20412

Clear zinc-plated steel pan fits most Gen IV blocks in GM chassis except 1962-67 Chevy II, V8 Vega/Monza, and 1955-57 Chevy. 8" deep pan has a 6-quart capacity, 1-1/4" shorter sump to clear crossmember, and trap door oil control baffle. Pan accepts up to 4-1/2" stroke with most steel rods, clears rear-steer A-body center links, and fits with most starters/flywheels.



Part No.	Description
<b>Recommended Pickups and Accessories</b>	
MOR24440	Pickup for Stock Oil Pump or MOR22150, MOR22160, or MOR22162
MOR24446	Same as Above except Offset for Consistent Oil Pressure under Braking
MOR23030	Windage Tray
MOR23010	Oil Pan Baffle
MOR25830	Crank Scraper
MOR25970	Universal Dipstick

### Big Block Chevy Gen IV, 7-Quart Kicked-Out Sump

#### MOR20401

Clear zinc-plated steel pan fits most Gen IV blocks and all GM chassis except 1962-67 Chevy II, V8 Vega/Monza and 1955-57 Chevy. Eight-inch deep pan has a seven-quart capacity, kicked-out-ump and trap door oil control baffle. Pan accepts up to 4-1/4" stroke with most steel rods and fits with most starters/flywheels.



Part No.	Description
<b>Recommended Pickups and Accessories</b>	
MOR24440	Pickup for Stock Oil Pump or MOR22150, MOR22160, or MOR22162
MOR24446	Same as Above except Offset for Consistent Oil Pressure under Braking
MOR23030	Windage Tray
MOR23010	Oil Pan Baffle
MOR25830	Crank Scraper
MOR25970	Universal Dipstick

### Oil Pan for Mark IV Big Block Chevy

#### MOR20416

Steel six-quart capacity oil pan for wet sump applications is 8" deep and has a T-sump and windage tray.

Designed to fit big block Chevy Mark IV engines (except Gen V and Gen VI) in most GM A-body chassis, including 1968-72 Chevelle, Cutlass, Skylark, Tempest, and GTO. Does not fit 1962-67 Chevy II, V8 Vega/Monza, or 1955-57 Chevy.



### Big Block Chevy Gen IV, 6-Quart Kicked-Out Sump

#### MOR20403

Clear zinc-plated steel pan fits most Gen IV blocks in GM chassis except 1962-67 Chevy II, V8 Vega/Monza, and 1955-57 Chevy. Eight-inch deep pan has a six-quart capacity, kicked-out sump, windage screen, crank scraper, and trap door oil control baffle. Pan accepts up to 4.500" stroke with most steel rods and fits with most starters/flywheels.




Part No.	Description
<b>Recommended Pickups and Accessories</b>	
MOR24440	Pickup for Stock Oil Pump or MOR22150, MOR22160, or MOR22162
MOR24446	Same as Above except Offset for Consistent Oil Pressure under Braking
MOR23010	Oil Pan Baffle
MOR25970	Universal Dipstick

### Big Block Chevy Gen V/VI, 6-Quart Kicked-Out Sump

#### MOR20411

Fabricated, clear zinc-plated steel pan fits most Gen V/VI blocks in GM chassis, including 1965-72 Chevelle, Cutlass, Skylark, and Tempest/GTO. Eight-inch deep pan has a six-quart capacity, kicked-out sump, removable anti-slosh tray, and trap door oil control baffle. Pan accepts up to 4-1/4" stroke with most steel rods, accommodates stock GM main cap mounted windage tray, and fits with most starters/flywheels.




Part No.	Description
<b>Recommended Pickups and Accessories</b>	
MOR24440	Pickup for Stock Oil Pump or MOR22150, MOR22160, or MOR22162
MOR24446	Same as Above except Offset for Consistent Oil Pressure under Braking
MOR25970	Universal Dipstick

### Big Block Chevy Gen V/VI, 6-Quart Kicked-Out Sump

#### MOR20413

Clear zinc-plated steel pan fits most Gen V/VI blocks in 1965-72 Chevelle, Cutlass, Skylark and Tempest/GTO. Eight-inch deep pan has a six-quart capacity, kicked-out sump, and trap door oil control baffle. Pan accepts up to 4-5/8" stroke with most steel rods, accommodates stock GM main cap mounted windage tray, and fits with most starters/flywheels.



Part No.	Description
<b>Recommended Pickups and Accessories</b>	
MOR24440	Pickup for Stock Oil Pump or MOR22150, MOR22160, or MOR22162
MOR24446	Same as Above except Offset for Consistent Oil Pressure under Braking
MOR23030	Windage Tray
MOR23010	Oil Pan Baffle
MOR25830	Crank Scraper
MOR25970	Universal Dipstick



### Big Block Chevy Gen 4, 7-Quart Chevy II

#### MOR20431

Clear zinc-plated steel pan fits Gen IV block and 1962-67 Chevy II without power steering and 1955-57 Chevys.

Transmission must be in the stock location. Nine-inch deep pan has a seven-quart capacity and notched rear sump (clears steering linkage). Pan accepts up to 4-1/4" stroke with most steel rods and fits with most starters/flywheels.



Part No.	Description
<b>Recommended Pickups and Accessories</b>	
MOR24430	Pickup for Stock Pump or MOR22150, MOR22160, or MOR22162
MOR23010	Oil Pan Baffle
MOR25970	Universal Dipstick

### Small Block Ford 289-302, 9-Quart

#### MOR20503

Pans fit all Ford, Mercury and Cobra kit cars that require a front sump. Each eight-inch deep pan has a nine-quart capacity, kicked-out sump, oil control system (for both street/strip or road racing), and a universal dipstick. Pans clear 4-bolt mains (centers only) and fit with most starters/flywheels.



Part No.	Description
<b>Recommended Pickups</b>	
MOR24523	Pickup for MOR20503 Pan (289-302) with Melling M68 Pump

### Small Block Ford, 7-Quart Kicked-Out Sump

Pans fit all Ford and Mercury cars and trucks originally equipped with front sump pans. Each eight-inch deep pan has a seven-quart capacity, kicked-out sump, oil retention baffle, and a universal dipstick. Pans clear 4-bolt mains (centers only) and fit with most starters/flywheels.



Part No.	Description
MOR20502	289-302 Blocks, Clear Zinc-Plated Steel
MOR20507	351W Blocks, Clear Zinc-Plated Steel

<b>Recommended Pickups and Accessories</b>	
MOR24520	Pickup for 20502 Pan (289-302) with Melling M68 Pump
MOR24507	Pickup for 20507 Pan (351W) with Melling M83 Pump
MOR22930	Louvered Windage Tray for MOR20502 Pan
MOR22935	Louvered Windage Tray for MOR20507 Pan
MOR38191	Windage Tray Mounting Studs for MOR20502 Pan

### Ford 5.0L Fox Body, 7-Quart Kicked Out Sump

#### MOR20506

Clear zinc-plated steel pan fits 289-302 block 1979-93 Mustang, 1981-88 Thunderbirds and Cougars and 1979-86 Capris that require a rear sump. 7-1/2" deep pan has a seven-quart capacity, kicked-out sump, oil retention baffle, and a universal dipstick. Pan is engineered to supply oil at all times, clears 4-bolt mains (centers only), and fits with most starters/flywheels.



Part No.	Description
<b>Recommended Pickup and Accessory</b>	
MOR24517	Pickup For Ford SVO M-6600-D2 Or Melling M68HV Pumps
MOR22928	Main Cap Girdle

### Ford 5.0L Fox Body, 7 Quart Deep Sump

#### MOR20521

Clear zinc-plated steel rear sump pan fits 289 block in 1979-93 Mustang, 1981-88 Thunderbird and Cougar, and 1979-86 Capri. Nine-inch deep pan has a seven-quart capacity, oil sump retaining system, and a universal dipstick. Pan is engineered to supply oil at all times, clears 3.400" stroke with most steel rods and 4-bolt mains (centers only), and fits with most starters/flywheels.



Part No.	Description
<b>Recommended Pickups and Accessories</b>	
MOR22928	Main Cap Girdle
MOR22930	Louvered Windage Tray (Does Not Fit R4 Block)
MOR38191	Windage Tray Mounting Studs

### Ford 5.0L Fox Body, 7-Quart Deep Sump

#### MOR20511

Fabricated, clear zinc-plated rear sump steel pan fits 289-302 block in 1979-93 Mustang, 1981-88 Thunderbird and Cougar, and 1979-86 Capri. Nine-inch deep pan has a seven-quart capacity, oil sump retaining system, and a universal dipstick. Pan is engineered to supply oil at all times, clears 3.400" stroke with most steel rods and 4-bolt main caps, and fits with most starters/flywheels.



Part No.	Description
<b>Recommended Pickups and Accessories</b>	
MOR24516	Pickup for Melling M68 or M68HV Pump
MOR22930	Louvered Windage Tray (Does Not Fit R4 Block)
MOR38191	Windage Tray Mounting Studs
MOR22928	Main Cap Girdle



### Ford 351W Fox Body, 7-Quart Deep Sump

#### MOR20523

Clear zinc-plated steel rear sump pan fits 351W block in 1979-93 Mustang, 1981-88 Thunderbird and Cougar, and 1979-86 Capri. Nine-inch deep pan has a seven-quart capacity, oil sump retaining system, and a universal dipstick. Pan clears 351W 4-bolt center mains.




Part No.	Description
<b>Recommended Pickups and Accessories</b>	
MOR24532	Pickup for Melling M83 or M83HV Pump
MOR22935	Louvered Windage Tray (Use with MOR24532 Pickup)
MOR38192	Windage Tray Mounting Studs

### Ford 351W Fox Body, 7-Quart Deep Sump

#### MOR20520

Fabricated, clear zinc-plated steel rear sump pan fits 351W block in 1979-93 Mustang, 1981-88 Thunderbird and Cougar, and 1979-86 Capri. Nine inch deep pan has a seven-quart capacity, notched pan rail to clear SVO caps, oil sump retaining system, and a universal dipstick. Pan clears 4-bolt main caps.



Part No.	Description
<b>Recommended Pickups and Accessories</b>	
MOR24532	Pickup for Melling M83 or M83HV Pump
MOR22935	Louvered Windage Tray (Use with MOR24532 Pickup)
MOR38192	Windage Tray Mounting Studs

### Ford FE, 7-Quart Deep Sump

#### MOR20609

Clear zinc-plated steel pan fits most 352-428 FE blocks in front sump production chassis except Mustang II. 7-1/2" deep pan has a seven-quart capacity, oil sump retaining system, removable oil sump tray, and magnetic drain plug.



Part No.	Description
<b>Recommended Pickup and Accessory</b>	
MOR24609	Pickup for Melling M57HV Pump
MOR22940	Louvered Windage Tray

### Chrysler 273-340, 8-Quart Deep Sump

#### MOR20710

Clear zinc-plated steel pan fits most 273-340 blocks in Chrysler muscle car chassis. Ten-inch deep pan has an eight-quart capacity, anti-slosh baffle, and fits with most starters/flywheels.



### Chrysler 360, 8-Quart Deep Sump

#### MOR20730

Clear zinc-plated steel pan fits most 360 blocks in Chrysler muscle car chassis. Ten-inch deep pan has an eight-quart capacity and anti-slosh baffle. Pan clears 4.00" stroke with steel rods and fits with most starters/flywheels.



Part No.	Description
<b>Recommended Pickup</b>	
MOR24700	Pickup for Stock or Chrysler MOR2468489 Pump

### Chrysler 361-440, 7-Quart Deep Sump

#### MOR20760

Clear zinc-plated steel pan fits 1966 and newer muscle car chassis with 361-440 wedge and 426 street Hemi engines. Seven-inch deep pan has a seven-quart capacity, anti-slosh baffle, and fits with most starters/flywheels.



Part No.	Description
<b>Recommended Pickups</b>	
MOR24750	Pickup for Stock B/RB Pumps (3/8-18 Thread)
MOR24800	Pickup for Stock Hemi Pumps (1/2-14 Thread)

### Fabricated Aluminum Oil Pan for Chrysler 5.7/6.1L

#### MOR21161

Fabricated aluminum, wet-sump pan has a large, "T"-style sump with an eleven-quart capacity. Pan includes an anti-slosh baffle, oil temperature fitting, and supercharger drain back fitting. Designed to be used in LX Platform Chassis.



### Oldsmobile, 7-Quart Deep Sump

#### MOR20480

Pans fit all 1965-later 330-455 Oldsmobile engines in most stock GM chassis without modifications. Each pan has a seven-quart capacity, anti-slosh baffle, and fits with most starters/flywheels.



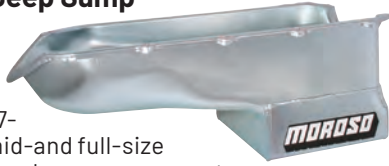
Part No.	Description
<b>Recommended Pickup</b>	
MOR24460	Pickup for MOR20480 Pan with Stock Oil Pump



## Pontiac, 7-Quart Deep Sump

### MOR20500

Clear zinc-plated steel pan fits Pontiac 301-455 blocks in 1967-81 Firebird, 1964-87 mid-and full-size chassis. 8-1/2" deep pan has a seven-quart capacity, oil sump retaining system, and fits with most starters/flywheels.



Part No.	Description
<b>MOR24482</b>	Pickup for 3/4" Inlet Pumps

## Fabricated Aluminum Transmission Pans


Extra-capacity aluminum pan lowers temperatures and has a one-piece billet rail, dual fittings with magnetic plugs, and includes filter spacer and hardware.



Part No.	Description
<b>MOR42010</b>	GM TH-350 Transmission Pan
<b>MOR42020</b>	GM TH-400 Transmission Pan
<b>MOR42080</b>	Chrysler TF-727 Transmission Pan

## Perm-Align Transmission Gaskets

Full 3/16" thick gaskets are 40-durometer rubber, vulcanized to a rigid steel frame, and require no sealants.



Part No.	Description
<b>MOR93102</b>	GM TH-350
<b>MOR93103</b>	GM TH-400
<b>MOR93105</b>	Ford E40D/4R100
<b>MOR93106</b>	Ford AOD/AODE/4R70W
<b>MOR93107</b>	Ford C-4
<b>MOR93108</b>	Ford C-6
<b>MOR93110</b>	Chrysler 727

## Oil Pan Bolts

Grade 8 oil pan bolts have self-locking washers and are cadmium-plated.



Part No.	Description
<b>MOR38550</b>	Small Block Chevy and All Oldsmobile V8s
<b>MOR38560</b>	Big Block Chevy and All Pontiac V8s

## Intake Manifold Bolts

Grade 8 high-strength steel intake manifold bolts are 3/8" with 12-point head for tight clearances. Bolts are gold iridite-finished for corrosion resistance.



Part No.	Description
<b>MOR38400</b>	Small Block Chevy and Small Block Chrysler with Single Plane Manifold
<b>MOR38410</b>	Big Block Chevy with Dual-Plane or Tunnel Ram Manifold
<b>MOR38420</b>	Big Block Chevy with Single-Plane Manifold

## Timing Cover Bolts

### MOR38590

Grade 8 high-strength steel timing cover bolts fit small and big block Chevy. Cadmium-plated for corrosion resistance, bolts are 1/4"-20 hex head with self-locking integral serrated washers.



## Header Bolts

### MOR38710

Grade 8 high-strength steel header bolts are 7/16" hex head with black oxide finish for corrosion resistance. Bolts fit small and big block Chevy and small block Ford.



## Harmonic Balancer Bolt

### MOR38770

Grade 8 high-strength steel bolt has thick 3/4" hex head for better socket engagement and is gold iridite-finished for corrosion resistance. Fits small block Chevys.



## Flywheel/Flexplate/Torque Converter Bolts

Bolts are grade 8 and heat treated for maximum strength and black oxide finished for corrosion resistance.



Part No.	Description
<b>MOR38760</b>	Small Block Chevy, 7/16"-20 x 3/4" Long, Flex Plate Bolts
<b>MOR38764</b>	All GM, TH-350 and TH-400, 3/8"-24 x 5/8" Long, Torque Converter Bolts

## Electric Water Pump for GM LS

### MOR63566

Efficient and lightweight, electric water pump mounts directly to the stock pump location. Horsepower is improved by eliminating the drive belt, while cooling is improved under all driving conditions. Unit draws only 7 amps and is compatible with 12- or 16-volt systems.



**Note:** Requires use of a remote thermostat housing such as MOR63425 or MOR63426.

## Aluminum Water Pumps

356-T6 aluminum pumps have reinforced housings. Lightweight, low-drag impellers add 14 horsepower and have a high flow rate for consistent cooling.



Part No.	Description
<b>MOR63500</b>	Small Block Chevy, 1955-68 Short 5.603", 5/8" Diameter Shaft



### Race/Street Air Cleaners

#### MOR66310

PCV adapter and matching wing nut are included with each air cleaner. Air cleaners fit Holley, Thermoquad, Quadrajets and all carburetors with a 5-1/8" diameter carburetor neck.

**Note:** Not legal for sale or use on pollution-controlled vehicles originally equipped with a thermostatic air cleaner.



### Low-Profile Air Cleaner

Anodized aluminum low-profile air cleaner has unique radiused air inlet that equalizes air pressure past the boosters for uniform airflow. Overall height is only 2-1/2" with a three-inch tall element. Fits all carburetors with a 5-1/8" diameter neck. Includes stud, wing nut, three-inch tall element, and PCV adapter.



Part No.	Description
MOR65906	Blue Power-Coated Finish, 14" Diameter with 3" Element
MOR65910	Chrome-Plated, 14" Diameter with 3" Element

### Big Block Chevy Valve Covers



MOR68112



MOR68333



MOR68425



MOR68426



MOR68481

Part No.	Description
MOR68112	Chrome-Plated Steel, Tall, No Baffles
MOR68113	Chrome-Plated Steel, Tall, Baffled
MOR68425	Polished Cast Aluminum, Smooth Finish, Tall, No Holes
MOR68426	Gray/Black Cast Aluminum Carbon Fiber, Extra Tall, No Holes
MOR68333	Fabricated Aluminum, Rigid Rail, 3-1/2" Tall, No Holes
MOR68481	Fabricated Aluminum, Billet Rail, 3" Tall, Tubes on Intake Side and Pockets on Exhaust Side

### Small Block Chevy Valve Covers



MOR68405



MOR68411



MOR68102



MOR68401



MOR68006



MOR68335



MOR68326

Part No.	Description
MOR68006	Red Stamped Aluminum, 3-1/2" Tall, 1" Hole Each Corner, Perimeter Bolts
MOR68102	Chrome-Plated Steel, 3-1/2" Tall, No Baffles, Perimeter Bolts
MOR68103	Chrome-Plated Steel, 3-1/2" Tall, Baffled, Perimeter Bolts
MOR68401	Polished Cast Aluminum, Moroso Logo, 3-1/2" Tall, No Holes, Perimeter Bolts
MOR68405	Polished Cast Aluminum, Smooth Finish, 3-1/2" Tall, No Holes, Perimeter Bolts
MOR68411	Black Cast Aluminum, Moroso Logo, 3-1/2" Tall, No Holes, Perimeter Bolts
MOR68335	Fabricated Aluminum, Rigid Rail, 4" Tall, No Holes, Perimeter Bolts
MOR68326	Fabricated Aluminum, Billet Rail, 3-3/8" Tall, No Holes, Perimeter Bolts



## GM LS Series Valve Covers



Part No.	Description
<b>MOR68471</b>	Billet Aluminum, 2-1/2" Tall without Coil Mounts

## Small and Big Block Chrysler Valve Covers



Part No.	Description
<b>MOR68161</b>	Small Block, Chrome-Plated Steel, 3-3/8" Tall, Baffled
<b>MOR68181</b>	Big Block, Chrome-Plated Steel, 3-3/8" Tall, Baffled

\* Must use 2006-up 5.7 or 6.1L coil packs.

## Big Block Ford 302/351W Valve Covers



Part No.	Description
<b>MOR68475</b>	Fabricated Aluminum, Billet Rail, 2-3/4" Tall

## Big Block Ford 429-460 Valve Covers



Part No.	Description
<b>MOR68349</b>	Fabricated Aluminum, Billet Rail, 3-1/2" Tall, No Holes

## Small Block Ford Valve Covers



Part No.	Description
<b>MOR68201</b>	Chrome-Plated Steel, 3-1/2" Tall, Baffled
<b>MOR68202</b>	Chrome-Plated Steel, 3-1/2" Tall, Not baffled
<b>MOR68450</b>	Polished Cast Aluminum, Smooth Finish, 3-1/2" Tall, No Holes

## Pontiac 301-455 Valve Covers



Part No.	Description
<b>MOR68281</b>	Chrome-Plated Steel, 3-1/2" Tall, Baffled

## Valve Cover Accessories

Part No.	Description
<b>Perm-Align Valve Cover Gaskets</b>	
<b>MOR93020</b>	SB Chevy Rubber-Coated Valve Cover Gaskets, 3/16" Thick, Reusable, Pair
<b>MOR93040</b>	BB Chevy Rubber-Coated Valve Cover Gaskets, 3/16" Thick, Reusable, Pair
<b>MOR93060</b>	SB Ford Rubber-Coated Valve Cover Gaskets, 3/16" Thick, Reusable, Pair
<b>Valve Cover Hold-Down Tabs</b>	
<b>MOR68506</b>	SB Chevy Blue Powder-Coated, Four 5" Tabs
<b>MOR68510</b>	SB Chevy Chrome-Plated, Four 5" Tabs
<b>MOR68516</b>	BB Chevy Chrome-Plated, Four 3" Tabs And Three 4" Tabs
<b>MOR68512</b>	SB Mopar Chrome-Plated, Three 4" Tabs (Use 1/4" Washer Face Nuts for End Holes)
<b>MOR68519</b>	SB Ford Chrome-Plated, Three 3" Tabs and One 4" Tab (Use 1/4" Washer Face Nuts for End Holes)
<b>MOR68530</b>	Pontiac Chrome Plated, Four 5" Tabs
<b>Valve Cover Hold-Down Studs</b>	
<b>MOR68550</b>	Chrome Plated Hex Head Hold-Down Studs, 1/4-20" Stud Thread, 4-Pack
<b>MOR68561</b>	Chrome Acorn Head Hold-Down Studs, 1/4-20" Stud Thread, 8-Pack
<b>MOR68603</b>	Black Anodized Extra-Long "T" Hold-Down Studs, 1/4-20" Stud Thread, 4-Pack
<b>MOR68610</b>	Chrome Plated Extra-Long "T" Hold-Down Studs, 1/4-20" Stud Thread, 4-Pack
<b>Valve Cover Breathers</b>	
<b>MOR68660</b>	Chrome-Plated Push-In Oil Filler Cap, Fits Covers with 1.22" Hole, 1-Pack
<b>MOR68740</b>	Chrome-Plated Push-In Breathers, Fits Covers with 1.22" Hole, 2-Pack
<b>MOR68741</b>	Chrome-Plated Push-In PCV Breather, Fits Covers with 1.22" Hole, 1-Pack
<b>MOR68813</b>	Chrome Half-Shielded Open Element Breather, Push-In 1.22" Hole, 1-Pack
<b>MOR68817</b>	Chrome Non-Shielded Open Element Breather, Push-In 1.22" Hole, 1-Pack



## Ford Mustang Applications Racing Oil Filter

**MOR22463**  
Fits all 1996-2010 Ford 4.6/5.4L modular V8s with 22mm threads.





### Automatic Transmission Oil Cooler/Filter

**MOR41200**

Combination cooler/filter uses space-age "heat sink" to dissipate the excessive heat build-up in racing transmissions. Made of aluminum with 500 square inches of radiating surface for high heat transfer. Filter with magnet removes all wear particles over 4 microns. Three-inch diameter, twelve inches long, and weighs only one pound.



### Roller Pilot Bearing

**MOR41100**

High-speed bearing is a direct replacement in all Chevy V8s, 90° V6s, and 1976 and later V6 Buicks. Eliminate premature bearing failure, ensure clean clutch release, and maintain true disc to flywheel alignment. Bearing is packed with high temperature grease. No modification to crank or input shaft is required.



### Climbing Gear Lube

**MOR34800**

A high-performance, extreme-pressure gear lube is designed for manual transmissions as well as conventional and positive-traction differentials. Increased speed of rotating parts causes film of oil to "climb" and spread over surface for complete lubrication of gears, bearings, bushings, shift yokes, and synchronizers. One-quart bottle.



### Replacement Ignition Module

**MOR97857**

Fits Moroso DuraFire distributors MOR72231 and any 4-pin GM HEI distributor for 4-, 6-, and 8-cylinder engines. High-output module delivers consistent dwell, accurate timing, extended durability, and high spark output.



### DuraFire Distributors

**MOR72231**

#### Complete Bolt-In Replacements for HEI Chevy V8s

Moroso's DuraFire distributors are equipped with everything needed to customize the ignition timing curve for street or strip. Features include Moroso's ProCoil that provides more complete combustion for easier starts, smoother idle, improved acceleration, and more horsepower without vacuum advance. Not legal for sale or use on pollution-controlled vehicles.



### Distributor Hold-Down Clamp

**MOR26200**

Clamp is slotted for quick distributor removal and mounts on a stud to eliminate thread wear in the intake manifold. Fits Chevy engines.



### Battery Terminal Disconnect Switch

**MOR74103**

Unique battery post cuts power to the vehicle with the turn of a knob and is a handy theft deterrent.



### Firewall Grommets

**MOR39050**

Thermoplastic grommets provide insulation protection as well as protection from chafing. Outside dimensions range from 1/2" to 1", inside dimension from .41" to .89". Pack of 25; five of each size.



### Battery Cable Kit

**MOR74005**

Moroso 2-gauge copper battery cable kit will withstand the high amperage loads necessary to start high-performance racing engines, even if the battery is located in the trunk. The 20 feet of cable includes four terminal ends.



### Remote Fitting End Kit

**MOR74170**

High-quality, screw-together battery cable ends are ideal for any side post battery connection or for splicing in a battery disconnect switch, remote jumper terminals, or junction blocks.



### Battery Post Terminal End Kit

**MOR74175**

Similar to 74170, except these are designed for top-post batteries.



### Starter Heat Shield

**MOR74300**

Aluminum shield provides protection from heat on race car, tow vehicle, or street car starters. Fits small and big block Chevys using stock Delco starters.





## Carburetor Accessories

### Carburetor Cover

**MOR65802**

Keep dust and other foreign material out of carburetors during transport or storage. Made of durable, high-impact plastic, cover fits all carbs with 5-1/8" diameter neck. Installs with included thumbscrew.



### Metering Plate Gasket

**MOR65222**

Reusable metering plate gasket (108-29) fits Holley 4150/4160 carbs.



### Float Bowl Gaskets

**MOR65224**

Reusable float bowl gaskets (108-32, 33) are made of a high-grade Buna-N compound with an anti-wicking nylon backing. Use with alcohol or gasoline. Fits Holley 4150/4160 carbs. Two gaskets per kit.



### Float Bowl Washer Kit

**MOR65225**

Nylon float bowl washer kit fits Holley carburetors (10-pack).



### Clear-View Sight Plugs

**MOR65226**

Clear sight plugs fit Holley carburetors (2-pack).



### Throttle Return Spring Kit

**MOR64925**

Return spring kit fits Holley 2- or 4-barrel single carburetors for small block Chevy V8 and 90° V6. Chrome brackets bolt to water outlet and throttle arm. Kit includes two bushings and fasteners.



### Throttle Return Spring Kit

**MOR64927**

Throttle return spring kit works with Holley 2300 or 2305 series 2-barrels as well as 4150 and 4160 series 4-barrel carburetors. Heavy and light springs are included.



### Carburetor Linkage Bushing Set

**MOR64920**

Steel linkage bushing set adapts a 1/4" fastener to the 1/2" diameter hole found in the throttle linkage arm on Holley carburetors.




## Plastic and Phenolic Carburetor Spacers

Carburetor spacers are made of advanced plastic or phenolic compounds with insulating properties ten times greater than aluminum. Reduced fuel temperature results in a denser mixture and more power. Spacers fit standard square flange bolt pattern. Mounting hardware (less gaskets) is included.



Part No.	Description
<b>MOR64930</b>	1" Plastic, 4-Hole Plenum With 1.75" Bores
<b>MOR64940</b>	1" Plastic, Open Plenum
<b>MOR64943</b>	1/2" Phenolic, 4-Hole Plenum with 1.75" Bores
<b>MOR64945</b>	1/2" Phenolic, 4-Hole Plenum with 1.467" Bores

## Aluminum Carburetor Spacers



Carburetor spacers extend the length of the intake column to improve fuel distribution on 4-barrel manifolds. Moroso spacers include dowel pins for positive alignment. For use with standard flange 4-barrel carburetors.

Part No.	Description
<b>MOR64970</b>	2" Tall Fits Holley 4150/4160, AFB, Edelbrock, Open Plenum
<b>MOR64980</b>	1" Tall Fits Holley 4150/4160, AFB, Edelbrock, Open Plenum
<b>MOR37950</b>	Stud Kit, 5/16" x 1-3/8" Long, 4-Pack

Note: 2" tall spacers require two stud kits.

## Exhaust Block-Off Storage Plates

Precision-machined durable aluminum plates keep engines sealed up from foreign contaminants during storage or when painting.



Part No.	Description
<b>MOR25154</b>	Nissan/Datsun L24/L26/L28, Single
<b>MOR25155</b>	SB Chevy, Conventional 23° Cyl. Heads, Pair
<b>MOR25157</b>	GM LS, Pair
<b>MOR25158</b>	GM LT1, Pair
<b>MOR25160</b>	BB Chevy Gen IV
<b>MOR25165</b>	SB Chrysler 273-360, Pair
<b>MOR25166</b>	BB Chrysler 361-440, Pair
<b>MOR25168</b>	Chrysler Gen. III Hemi 5.7/6.2/6.4L, Pair
<b>MOR25169</b>	SB Ford 260-351W, Conventional Heads, Pair
<b>MOR25170</b>	Ford Modular 4.6/5.4L, Pair
<b>MOR25171</b>	Ford Coyote 5.0L, Pair
<b>MOR25172</b>	BB Ford "FE" 390-428, Pair
<b>MOR25173</b>	BB Ford 429-460, Conventional Heads, Pair





## Engine Storage Plate for GM LS Engines



### MOR25179

Conveniently seal off the lifter valley area from dirt and foreign objects when in storage. Made of corrosion-resistant zinc-plated 1/8" thick steel, plate includes all mounting hardware. Fits LS1, LS2, LS6, and C5R engines.

## Wheel Studs

Moroso wheel studs are manufactured from high-grade SAE 8740 steel to withstand shear loads of 190,000 PSI (exceeding Grade 8 specs). Use studs with "thick hub" wheels, 5 per package.

### MOR46150

Press-in 7/16"-20 x 2-7/8" stud with a .480" diameter knurl fits most late model GM drum brake hubs. Requires hole size of .472" to .479".



### MOR46160

Press-in 7/16" x 2-7/8" stud with a .560" diameter knurl fits most late model GM disc brake and early drum brake hubs. Required hole size is .552" to .559".



### MOR46180

Press-in 1/2"-20 x 3" stud with .615" diameter knurl fits most disc brake Ford front and rear and Chrysler front hubs. Hole size is .606" to .613".



### MOR46190

Press-in 1/2"-20 x 3" stud with .685" diameter knurl fits most Chrysler rears with 1/2" stud. Hole size is .676" to .683".



Note: Stud lengths are measured from the base of the knurl to the end of the stud. Do not use these studs with wheel spacers.



## Spark Plug Wire Tools and Accessories

### High-Temperature Boot Sleeves

Sleeves protect spark plug boots up to 1200°F and are 1" I.D. x 5-3/4" long (sold in pairs)



Part No.	Description
MOR71992	High-Temp Boot Sleeves, Blue
MOR71993	High-Temp Boot Sleeves, Red
MOR71994	High-Temp Boot Sleeves, Black

### Insulated Wire Sleeve and Shrink Sleeves

Insulated sleeve protects plug wires and from header heat and adds up to 8,000 Ohms of insulation. Sleeve is packaged in 25 foot rolls and available to fit 7mm, 8mm, or 8.65mm wires. For best results in sealing the plug wire to the boot, use Moroso's shrink sleeves.



MOR72002

Part No.	Description
MOR72000	Wire Sleeve, Fits 7 and 8mm Diameter Wire, Blue
MOR72002	Wire Sleeve, Fits 7 and 8mm Diameter Wire, Red
MOR72011	Wire Sleeve, Fits 8.65mm Diameter Ultra 40 Wire, Blue
MOR72030	Shrink Sleeves, Blue, 18-Pack
MOR72031	Shrink Sleeves, Black, 18-Pack
MOR72020	Shrink, Wire Cylinder Markers, Marked 1 through 8, Two Each

## Spark Plug Wire Tools and Looms

### Wire Building Tools



Part No.	Description
MOR62260	General Purpose Wire Crimper
MOR62268	Super-Duty Ratcheting Wire Crimper

### Universal Loom Kits

Kits include four 2-hole looms, two 3-hole looms, and four chrome-plated brackets which secure to the valve cover bolts.




Part No.	Description
MOR72150	Blue, Universal Loom Kit, 7-9mm
MOR72151	Red, Universal Loom Kit, 7-9mm
MOR72153	Black, Universal Loom Kit, 7-9mm



### Show Car Loom Kits

Kits include eight 2-hole looms, two 4-hole separators, and four chrome-plated brackets which secure to valve cover bolts.



Part No.	Description
MOR72170	Blue, Show Car Loom Kit, 7-9mm
MOR72168	Red, Show Car Loom Kit, 7-9mm
MOR72167	Black, Show Car Loom Kit, 7-9mm

### Big Block Chevy Loom Kits


Kits include four right side and four left side chrome-plated brackets, two 1-hole looms, two 2-hole looms, two 3-hole looms, two 4-hole looms, two 4-hole separators, and two 2-hole separators.



Part No.	Description
MOR72175	Blue, Big Block Chevy Loom Kit, 7-9mm
MOR72176	Red, Big Block Chevy Loom Kit, 7-9mm
MOR72178	Black, Big Block Chevy Loom Kit, 7-9mm

### Super Loom Kits

Includes two right-side and two left-side chrome-plated brackets, two 4-hole looms, six 2-hole looms, two 4-hole separators, and two 2-hole separators.



Part No.	Description
MOR72171	Blue, Super Loom Kit, 7-9mm
MOR72172	Red, Super Loom Kit, 7-9mm
MOR72174	Black, Super Loom Kit, 7-9mm

### Small Block Ford Loom Kits


Includes three 4-hole looms, one 3-hole loom, one 2-hole loom, one 1-hole loom, two 4-hole separators, one 3-hole separator, one 2-hole separator, and six chrome-plated brackets.



Part No.	Description
MOR72130	Blue, Small Block Ford Loom Kit, 7-9mm
MOR72131	Red, Small Block Ford Loom Kit, 7-9mm
MOR72133	Black, Small Block Ford Loom Kit, 7-9mm

### Small Block Chevy Center Bolt Loom Kits

Designed for small block Chevys using center bolt valve covers, kit includes two right side and two left side chrome plated brackets, two 4-hole looms, six 2-hole looms, two 4-hole separators, and two 2-hole separators.



Part No.	Description
MOR72140	Blue, Small Block Chevy, Center Bolt, 7-9mm
MOR72141	Red, Small Block Chevy, Center Bolt, 7-9mm
MOR72143	Black, Small Block Chevy, Center Bolt, 7-9mm

### Four-Hole Universal Loom Kits

Includes two chrome-plated brackets and two 4-hole looms.



Part No.	Description
MOR72180	Blue, Four-Hole Loom Kit, 7-9mm
MOR72181	Red, Four-Hole Loom Kit, 7-9mm
MOR72183	Black, Four-Hole Loom Kit, 7-9mm

### Replacement Wire Looms

Looms are direct replacements for Moroso loom kits and fit other brand loom kits, packaged two per card.

Part No.	Description
MOR97830	Blue, 2-Hole, 7-9mm
MOR97832	Blue, 4-Hole, 7-9mm
MOR97833	Red, 2-Hole, 7-9mm
MOR97835	Red, 4-Hole, 7-9mm




### Replacement Wire Separators

Packages include two each of 2-hole, 3-hole, and 4-hole separators, for use with 7-9mm wires.



Part No.	Description
MOR72160	Blue, Wire Separators, 7-9mm
MOR72161	Red, Wire Separators, 7-9mm
MOR72163	Black, Wire Separators, 7-9mm





### Ultra 40 Race Wire Sets

Plug wire sets are 7mm or 8.65mm diameters (7mm sets fit factory wire looms) and have nickel-copper alloy for high spark energy. Sets feature high temp +600°F silicone boots, only 40 Ohms of resistance per foot, Kevlar center core for ultra-high tensile strength, and are spiral wound for minimized RF interference. Sets are available in universal or custom fit, with or without heat sleeving.



Part No.	Description
<b>MOR73536</b>	GM LS-Series, 7mm, Sleeved, 12.0" Wire Length
<b>MOR73811</b>	GM LS-Series, 7mm, No Sleeve, Universal Kit, 48" Wire Lengths
<b>MOR73600</b>	SB Chevy, 8.65mm, Sleeved, Over Valve Covers, 90° Plug/Socket Cap
<b>MOR73602</b>	SB Chevy, 8.65mm, Sleeved, Over Valve Covers, 90° Plug/HEI Cap
<b>MOR73605</b>	SB Chevy, 8.65mm, Sleeved, Under Header, 90° Plug/Socket Cap
<b>MOR73607</b>	SB Chevy, 8.65mm, Sleeved, Under Header, 90° Plug/HEI Cap
<b>MOR73615</b>	BB Chevy, 8.65mm, Sleeved, Over Valve Covers, Straight Plug/HEI cap
<b>MOR73616</b>	BB Chevy, 8.65mm, Sleeved, Under Header, 90° Plug/HEI Cap
<b>MOR73630</b>	SB Ford 289-302, 8.65mm, Sleeved, 135° Plug/HEI Cap
<b>MOR73626</b>	SB Ford 351W, 8.65mm, Sleeved, 135° Plug/HEI Cap
<b>MOR73800</b>	Universal, No Sleeve, 90° Plug/Socket and HEI Cap
<b>MOR73801</b>	Universal, No Sleeve, Straight Plug/Socket and HEI Cap
<b>MOR73802</b>	Universal, No Sleeve, 135° Plug/Socket and HEI Cap

### Blue Max Spiral Core Vehicle-Specific Wire Sets for 1986-94 Ford Mustang 5.0L

#### MOR72645

Vehicle-specific plug wire sets are 8mm in diameter and feature snap-on plug terminals, high-temp silicone plug boots, 800-Ohm wire, high-temp silicone plug boots, and high-dielectric distributor boots. All sets are Moroso's blue color.



**Note:** Wire sets for earlier vehicles are also available. Please call for details!

### Ultra Spark Plug Wire Sets

Designed to meet or exceed auto manufacturers' specifications while offering a cost-effective price. Available in red or black wiring. Select applications are available with high-temperature sleeving. Made in the USA.


Part No.	Description	Dia.	Boot Type	Terminal
<b>Black</b>				
<b>MOR51000</b>	Universal 8-Cylinder	8 mm	Straight	HEI Socket Style
<b>MOR51001</b>	Universal 8-Cylinder	8 mm	Straight	HEI Style Terminal
<b>MOR51002</b>	Universal 8-Cylinder	8 mm	Straight	Socket Style
<b>MOR51003</b>	Universal 6-Cylinder	8 mm	Straight	Socket Style
<b>MOR51004</b>	Universal 4-Cylinder	8 mm	Straight	Socket Style
<b>MOR51005</b>	Universal 8-Cylinder	8 mm	90°	HEI Socket Style
<b>MOR51006</b>	Universal 8-Cylinder	8 mm	90°	HEI Style Terminal
<b>MOR51007</b>	Universal 8-Cylinder	8 mm	90°	Socket Style
<b>MOR51008</b>	Universal 8-Cylinder	8 mm	135°	HEI Socket Style
<b>MOR51009</b>	Universal 8-Cylinder	8 mm	135°	HEI Style Terminal
<b>MOR51010</b>	Universal 8-Cylinder	8 mm	135°	Socket Style
<b>MOR51011</b>	GM LS-Series	8 mm	135°	Factory Style Boots
<b>MOR51025</b>	Small Block Chevy, Over the Valve Cover	8 mm	90°	HEI Style Terminal
<b>MOR51026</b>	Small Block Chevy, Over the Valve Cover	8 mm	90°	Socket Style
<b>MOR51027</b>	Small Block Chevy, Over the Valve Cover	8 mm	135°	HEI Style Terminal



MOR51000

### Blue Max Spiral Core Sleeved Wire Sets

Custom fit, sleeved plug wire sets are 8mm diameter with corrosion-resistant spark plug terminals, high-temp silicone boots, 800-Ohm wire, shrink tubing, and cylinder markers. Sleeving adds 8,000 -Ohms of insulation. All sets are Moroso's blue color.



Part No.	Description
<b>MOR72402</b>	SB Chevy, 8mm, Sleeved, Over Valve Covers, 90° Plug/HEI Cap
<b>MOR72405</b>	SB Chevy, 8mm, Sleeved, Under Headers, 90° Plug/Socket Cap
<b>MOR72407</b>	SB Chevy, 8mm, Sleeved, Under Headers, 90° Plug/HEI Cap
<b>MOR72416</b>	BB Chevy, 8mm, Sleeved, Under Headers, 90° Plug/HEI Cap
<b>MOR72430</b>	SB Ford 289-302, 8mm, Sleeved, Over Valve Covers, 135° Plug/HEI Cap
<b>MOR72426</b>	SB Ford 351W, 8mm, Sleeved, Over Valve Covers, 135° Plug/HEI Cap

### Blue Max Spiral Core Universal Wire Sets

Universal fit plug wire sets are 8mm or 11mm in diameter and feature snap-on plug terminals, high-temp silicone plug boots, 800 OHM wire and high dielectric distributor boots. Sets are available in blue, red, yellow and black.



Part No.	Description
<b>MOR73225</b>	8mm, 90° Plug/Socket and HEI Cap, Blue
<b>MOR73217</b>	8mm, 90° Plug/Socket and HEI Cap, Yellow
<b>MOR73219</b>	8mm, 90° Plug/Socket and HEI Cap, Red
<b>MOR73231</b>	8mm, 90° Plug/Socket and HEI Cap, Black
<b>MOR73226</b>	8mm, Straight Plug/Socket and HEI Cap, Blue
<b>MOR73218</b>	8mm, Straight Plug/Socket and HEI Cap, Red
<b>MOR73232</b>	8mm, Straight Plug/Socket and HEI Cap, Black
<b>MOR73220</b>	8mm, 135° Plug/Socket and HEI Cap, Blue
<b>MOR73214</b>	8mm, 135° Plug/Socket and HEI Cap, Red
<b>MOR73233</b>	8mm, 135° Plug/Socket and HEI Cap, Black




## Ultra Spark Plug Wire Sets Continued

Part No.	Description	Dia.	Boot Type	Terminal
MOR51028	Small Block Chevy, Under the Header	8 mm	90°	HEI Style Terminal
MOR51029	Small Block Chevy, Under the Header	8 mm	90°	Socket Style
MOR51030	Small Block Chevy, Under the Header	8 mm	135°	HEI Style Terminal
MOR51032	GM LS-Series, 9.75 in Long	7 mm	90°	Factory Style Boots
MOR51034	GM LS-Series, 11.00 in Long	7 mm	90°	Factory Style Boots
MOR51040	Big Block Chevy, Over the Valve Cover	8 mm	Straight	HEI Style Terminal
MOR51041	Big Block Chevy, Over the Valve Cover	8 mm	Straight	Socket Style
MOR51042	Big Block Chevy, Over the Valve Cover	8 mm	135°	HEI Style Terminal
MOR51043	Big Block Chevy, Under the Header	8 mm	90°	HEI Style Terminal
MOR51044	Big Block Chevy, Under the Header	8 mm	90°	Socket Style
MOR51045	Big Block Chevy, Under the Header	8 mm	135°	HEI Style Terminal
MOR51055	Small Block Mopar	8 mm	Straight	HEI Style Terminal
MOR51056	Small Block Mopar	8 mm	Straight	Socket Style
MOR51060	Mopar B/RB-Series	8 mm	Straight	HEI Style Terminal
MOR51061	Mopar B/RB-Series	8 mm	Straight	Socket Style
MOR51070	Small Block Ford	8 mm	135°	HEI Style Terminal
MOR51071	Small Block Ford	8 mm	135°	Socket Style
MOR51072	Small Block Ford	8 mm	135°	HEI Style Terminal
MOR51073	Small Block Ford	8 mm	135°	Socket Style
MOR51074	Big Block Ford	8 mm	135°	HEI Style Terminal
MOR51075	Big Block Ford	8 mm	135°	Socket Style



MOR51071

Red				
MOR52000	Universal 8-Cylinder	8 mm	Straight	HEI Socket Style
MOR52001	Universal 8-Cylinder	8 mm	Straight	HEI Style Terminal
MOR52002	Universal 8-Cylinder	8 mm	Straight	Socket Style
MOR52003	Universal 6-Cylinder	8 mm	Straight	Socket Style
MOR52004	Universal 4-Cylinder	8 mm	Straight	Socket Style
MOR52005	Universal 8-Cylinder	8 mm	90°	HEI Socket Style
MOR52006	Universal 8-Cylinder	8 mm	90°	HEI Style Terminal
MOR52007	Universal 8-Cylinder	8 mm	90°	Socket Style
MOR52008	Universal 8-Cylinder	8 mm	135°	HEI Socket Style
MOR52009	Universal 8-Cylinder	8 mm	135°	HEI Style Terminal
MOR52010	Universal 8-Cylinder	8 mm	135°	Socket Style
MOR52011	GM LS-Series	8 mm	135°	Factory Style Boots
MOR52025	Small Block Chevy, Over the Valve Cover	8 mm	90°	HEI Style Terminal
MOR52026	Small Block Chevy, Over the Valve Cover	8 mm	90°	Socket Style
MOR52027	Small Block Chevy, Over the Valve Cover	8 mm	135°	HEI Style Terminal
MOR52028	Small Block Chevy, Under the Header	8 mm	90°	HEI Style Terminal
MOR52029	Small Block Chevy, Under the Header	8 mm	90°	Socket Style
MOR52030	Small Block Chevy, Under the Header	8 mm	135°	HEI Style Terminal
MOR52032	GM LS-Series, 9.75" Long	7 mm	90°	Factory Style Boots
MOR52034	GM LS-Series, 11.00" Long	7 mm	90°	Factory Style Boots
MOR52040	Big Block Chevy, Over the Valve Cover	8 mm	Straight	HEI Style Terminal
MOR52041	Big Block Chevy Over the Valve Cover	8 mm	Straight	Socket Style
MOR52042	Big Block Chevy, Over the Valve Cover	8 mm	135°	HEI Style Terminal
MOR52043	Big Block Chevy, Under the Header	8 mm	90°	HEI Style Terminal
MOR52044	Big Block Chevy, Under the Header	8 mm	90°	Socket Style
MOR52045	Big Block Chevy, Under the Header	8 mm	135°	HEI Style Terminal
MOR52055	Small Block Mopar	8 mm	Straight	HEI Style Terminal
MOR52056	Small Block Mopar	8 mm	Straight	Socket Style
MOR52060	Mopar B / RB-Series	8 mm	Straight	HEI Style Terminal
MOR52061	Mopar B / RB-Series	8 mm	Straight	Socket Style
MOR52070	Small Block Ford	8 mm	135°	HEI Style Terminal
MOR52071	Small Block Ford	8 mm	135°	Socket Style
MOR52072	Small Block Ford	8 mm	135°	HEI Style Terminal
MOR52073	Small Block Ford	8 mm	135°	Socket Style
MOR52074	Big Block Ford	8 mm	135°	HEI Style Terminal
MOR52075	Big Block Ford	8 mm	135°	Socket Style



MOR52000

### Black with High-Temperature Sleaving

MOR51525	Small Block Chevy, Over the Valve Cover	8 mm	90°	HEI Style Terminal
MOR51526	Small Block Chevy, Over the Valve Cover	8 mm	90°	Socket Style
MOR51527	Small Block Chevy, Over the Valve Cover	8 mm	135°	HEI Style Terminal
MOR51528	Small Block Chevy, Under the Header	8 mm	90°	HEI Style Terminal
MOR51529	Small Block Chevy, Under the Header	8 mm	90°	Socket Style
MOR51530	Small Block Chevy, Under the Header	8 mm	135°	HEI Style Terminal
MOR51532	GM LS-Series, 9.75" Long	7 mm	90°	Factory Style Boots
MOR51534	GM LS-Series, 11.00" Long	7 mm	90°	Factory Style Boots
MOR51540	Big Block Chevy, Over the Valve Cover	8 mm	Straight	HEI Style Terminal
MOR51541	Big Block Chevy, Over the Valve Cover	8 mm	Straight	Socket Style
MOR51542	Big Block Chevy, Over the Valve Cover	8 mm	135°	HEI Style Terminal



MOR51525



## Ultra Spark Plug Wire Sets Continued

Part No.	Description	Dia.	Boot Type	Terminal
MOR51543	Big Block Chevy, Under the Header	8 mm	90°	HEI Style Terminal
MOR51544	Big Block Chevy, Under the Header	8 mm	90°	Socket Style
MOR51545	Big Block Chevy, Under the Header	8 mm	135°	HEI Style Terminal
MOR51555	Small Block Mopar	8 mm	Straight	HEI Style Terminal
MOR51556	Small Block Mopar	8 mm	Straight	Socket Style
MOR51560	Mopar B / RB-Series	8 mm	Straight	HEI Style Terminal
MOR51561	Mopar B / RB-Series	8 mm	Straight	Socket Style
MOR51570	Small Block Ford	8 mm	135°	HEI Style Terminal
MOR51571	Small Block Ford	8 mm	135°	Socket Style
MOR51572	Small Block Ford	8 mm	135°	HEI Style Terminal
MOR51573	Small Block Ford	8 mm	135°	Socket Style
MOR51574	Big Block Ford	8 mm	135°	HEI Style Terminal
MOR51575	Big Block Ford	8 mm	135°	Socket Style
<b>Red with High-Temperature Slewing</b>				
MOR52525	Small Block Chevy, Over the Valve Cover	8 mm	90°	HEI Style Terminal
MOR52526	Small Block Chevy, Over the Valve Cover	8 mm	90°	Socket Style
MOR52527	Small Block Chevy, Over the Valve Cover	8 mm	135°	HEI Style Terminal
MOR52528	Small Block Chevy, Under the Header	8 mm	90°	HEI Style Terminal
MOR52529	Small Block Chevy, Under the Header	8 mm	90°	Socket Style
MOR52530	Small Block Chevy, Under the Header	8 mm	135°	HEI Style Terminal
MOR52532	GM LS-Series, 9.75" Long	7 mm	90°	Factory Style Boots
MOR52534	GM LS-Series, 11.00" Long	7 mm	90°	Factory Style Boots
MOR52540	Big Block Chevy, Over the Valve Cover	8 mm	Straight	HEI Style Terminal
MOR52541	Big Block Chevy, Over the Valve Cover	8 mm	Straight	Socket Style
MOR52542	Big Block Chevy, Over the Valve Cover	8 mm	135°	HEI Style Terminal
MOR52543	Big Block Chevy, Under the Header	8 mm	90°	HEI Style Terminal
MOR52544	Big Block Chevy, Under the Header	8 mm	90°	Socket Style
MOR52545	Big Block Chevy, Under the Header	8 mm	135°	HEI Style Terminal
MOR52555	Small Block Mopar	8 mm	Straight	HEI Style Terminal
MOR52556	Small Block Mopar	8 mm	Straight	Socket Style
MOR52560	Mopar B / RB-Series	8 mm	Straight	HEI Style Terminal
MOR52561	Mopar B / RB-Series	8 mm	Straight	Socket Style
MOR52570	Small Block Ford	8 mm	135°	HEI Style Terminal
MOR52571	Small Block Ford	8 mm	135°	Socket Style
MOR52572	Small Block Ford	8 mm	135°	HEI Style Terminal
MOR52573	Small Block Ford	8 mm	135°	Socket Style
MOR52574	Big Block Ford	8 mm	135°	HEI Style Terminal
MOR52575	Big Block Ford	8 mm	135°	Socket Style



MOR52525



## Hydraulic Brake and Clutch Pressure Bleeder

The easiest way to bleed brakes or clutch cylinders. One person can operate the Power Bleeder™ to flush the entire system in minutes. Includes HDPE tank for use with standard or synthetic fluids, built-in hand pump, and integrated pressure gauge for safe operation. Available for many vehicles.



Part No.	Description
MTP0100	Most Tilton and Wilwood with 45mm Threaded Reservoir Caps
MTP0109	Most Tilton and Wilwood with 45mm Threaded Reservoir Caps (Includes Extra Long Tubing and Machined Aluminum Cap with Deluxe Swivel Fitting)
MTP0101	Late Model American Cars with 3-1/4" Or Smaller Round Reservoir Caps
MTP0103	Late Model Chrysler Vehicles with Round 3-Tab Reservoir Caps Including Tandem Caps
MTP0105	Domestic Cars with Rectangular or Elongated Master Cylinder Reservoirs up to 4-1/4" x 6-3/4", Many 1967-Mid 80s Ford, GM and Chryslers
MTP0107	Late Model Fords and Some Late Model Chryslers with 3-Tab Reservoir Cap

## Power Extractor™

### MTP1702

The hand pump creates a vacuum to extract engine oil, transmission fluid, brake fluid, coolant and other fluids. A dipstick tube for changing oil and stretchable tubing for vacuum brake bleeding are included. Tank has an eight-quart capacity and includes a pressure gauge and carrying handle.



## Catch Bottle Kit

### MTP1820

A stainless lanyard holds the bottle and a return nipple prevents spills. Set of two.



### Performance Rear End Covers

Aluminum rear end covers improve ring and pinion life by reducing gear deflection. Covers weigh just 6 pounds and include bolts, washers, and gasket.



Part No.	Description
MEI7105	10-Bolt GM, 7.5"
MEI7106	8.8" Ford
MEI7107	10-Bolt GM, including 8.2" and 8.5" Axles
MEI7110	12-Bolt Chevy, Passenger Only
MEI7112	Dana 60

### C-Clip Eliminator Kits

Eliminates the factory C-clip and provides a safety hub with sealed, press-on bearings. Required when replacing original C-clip axles with aftermarket performance units. Sold in pairs.



Part No.	Description
MEI9000	All GM 10/12-Bolt, Exc. Impala or Trucks, For Moser Axles, 1.533" Seat
MEI9200	All GM 10/12-Bolt, Exc. Impala or Trucks, for Stock Axles, 1.400" Seat
MEI9300	Ford 7.5"/8.8" Mustang/Capri, for Stock Axles, 1.400" Seat

### Axle Bearings, Housing Ends, and Retainer Plates

Part No.	Description
<b>Axle Bearings</b>	
MEI9400M	8-3/4" Chrysler/Dana 60, Non-Adjustable, with Snap Ring, 2.875" OD/1.562" ID
MEI9507F	Small Ford, Stock 1.377" ID
MEI9508B	Big Ford; Olds/Pontiac Ball Bearing, 3.150" OD/1.531" ID
MEI9508T	Big Ford; Olds/Pontiac Ball Bearing, 3.150" OD/1.562" ID
<b>Housing Ends</b>	
MEI7750	Big Ford, New Style (Torino)
MEI7800	Big Ford, 1/2" Holes
<b>Retainer Plates</b>	
MEI9750	Small/Big Ford, New Style (Torino)
MEI9800	Big Ford, 1/2" Holes



### C-Clip Axles

Replacement axles are made of forged steel with non-tapered, hardened bearing seats, and machined C-clip grooves for use with stock carriers. Sold in pairs, unless specified.

Part No.	Description	Applications
MEIA102601	10-Bolt 7.5" GM 26-Spline Axles, 28-7/16"	1978-81 Malibu/Cutlass/Grand Prix/Regal
MEIA102803	10-Bolt 8.5" GM 28-Spline Axles, 30-1/16"	1970-81 Camaro/Firebird; 1968-72 Chevelle/Skylark/Cutlass/LeMans
MEIA102812-1*	10-Bolt 8.5" GM 28-Spline Axle (Single), 30-5/16"	1973-77 Monte Carlo/Malibu/Regal/Cutlass/Grand Am

\* Sold Individually

## MOTHERS® Polishes•Waxes•Cleaners

### PowerBall Polishing Tool

Polish aluminum billet and diamond plate as well as stainless steel with the PowerBall. Requires a 3/8" drill. For best results, use with Mothers PowerMetal aluminum polish.

Part No.	Description
MTH05140	PowerBall Polishing Ball
MTH05141	PowerBall Mini Polishing Ball
MTH05143	Powerball 2 (Offers More Usable Area)
MTH05146	Powerball Polishing Cone



### PowerBall 4Lights Headlight Restoration Kit

#### MTH07251

Removes scratches, yellowing, and other discoloration on headlights. Works on all types of plastic and acrylic headlights. Includes polishing tool, PowerPlastic polish, two restoration pads, and 15" x15" microfiber towel. Use with drill.



### PowerPlastic 4Lights®

#### MTH08808

Quickly and easily polish a variety of hard or flexible clear plastics in one step. It features a special blend of oxidation inhibiting polymers, UV shields and an ultra-fine polish that work in unison to clean and clarify headlights, taillights and more. 8-ounce bottle.



### CMX Ceramic Spray Coating

#### MTH01024

Mothers CMX™ ceramic spray coating is an affordable, user-friendly, professional-grade, ultra-durable, super-hydrophobic protection formula. Just spray on and wipe off!





## Polishes, Waxes, and Cleaners

Part No.	Description
MTH05100	Mag and Aluminum Polish, 5 oz.
MTH05101	Mag and Aluminum Polish, 10 oz.
MTH05112	California Gold Metal Polish, 12 oz.
MTH05212	California Chrome Polish, 12 oz.
MTH05222	California Gold® All Chrome, 12 oz.
MTH05316	Protectant, 16 oz.
MTH05500	California Gold® Carnauba Cleaner Wax, Paste, 12 oz.
MTH05600	California Gold® Car Wash, 16 oz.
MTH05632	California Gold® Car Wash, 32 oz.
MTH05644	California Gold® Waterless Wash and Wax, 12 oz.
MTH05674	California Gold® Carnauba Wash and Wax, 64 oz.
MTH05701	California Gold® Carnauba Cleaner Wax, Liquid, 16 oz.
MTH05716	California Gold Synthetic Wax, 16 oz.
MTH05724	California Gold® Spray Wax, 24 oz.
MTH05750	California Gold® Pure Carnauba Wax - Step 3, Liquid, 16 oz.
MTH05824	Wheel Mist® Chrome/Wire, 24 oz.
MTH05924	Wheel Mist® All Wheel, 24 oz.

Part No.	Description
MTH06024	Polished Aluminum Wheel Cleaner, 24 oz.
MTH06110	Back to Black Restorer, 10 oz.
MTH06208	Plastic Polish, 8 oz.
MTH06312	Leather Conditioner, 12 oz.
MTH06412	Leather Cleaner, 12 oz.
MTH06512	All-In-One Leather Care, 12 oz.
MTH06524	VLr Vinyl Leather Rubber Care, 24 oz.
MTH06924	Back to Black Tire Shine, 24 oz.
MTH07100	California Gold® Pre-Wax Cleaner - Step 1, 16 oz.
MTH08100	California Gold® Sealer And Glaze - Step 2, 16 oz.
MTH05550	California Gold® Pure Carnauba Wax - Step 3, Paste, 12 oz.
MTH08216	California Gold® Showtime® Instant Detailer, 16 oz.
MTH09224	R3 Racing Rubber Remover, 24 oz.
MTH09324	Back to Black Tire Renew 24 oz.
MTH18324	Speed Interior Detailer, 24-oz. Bottle
MTH09324	Speed All Purpose Cleaner, 24-oz. Spray Bottle



## Full Spools and Mini Spools

Popular with dirt track racers, drag racers, and off-road competitors, spools are an economical and effective alternative to limited slip differentials as a traction and performance enhancement. Motive Gear spools are manufactured from durable 4140 forged steel that has been fully heat treated and CNC-machined, resulting in decreased deflection and increased gear life. Spools are offered for a wide variety of applications in standard and lightweight versions.

Part No.	Description
<b>Full Spools</b>	
MOTFS10-28	GM 8.5" 10-Bolt, 28-Spline
MOTFS10-30	GM 8.5" 10-Bolt, 30-Spline
MOTFS8.8-31	Ford 8.8", 31-Spline
MOTFS9-28LW	Ford 9", 28-Spline, Lightweight
MOTFS9-31LW	Ford 9", 31-Spline, Lightweight
<b>Mini Spools</b>	
MOTMS10-28	GM 8.5" 10-Bolt, 28-Spline
MOTMS10C-28	GM 8.2" 10-Bolt, 28-Spline
MOTMS12C	GM 8.875" 12-Bolt, 30-Spline
MOTMS7.5-26	GM 7.5" 10-Bolt, 26-Spline
MOTMS7.5-28	GM 7.5" 10-Bolt, 28-Spline
MOTMS88-28	Ford 8.8", 28-Spline
MOTMS88-31	Ford 8.8", 31-Spline
MOTMS9-28	Ford 9", 28-Spline, Lightweight
MOTMS9-31	Ford 9", 31-Spline, Lightweight

## Spider Gears

Kits include all of the components required to replace the axle and spidergears in popular differentials. Each kit includes axle gears, spider gears, axle and spider gear washers, cross pin, and cross pin retaining bolt. Kits are offered for open differentials only.



Part No.	Description
MOTF8.8BI	Ford 8.8", 31-Spline Axles, Open Differential, 1987-Up
MOTGM10BI	GM 8.5" 10-Bolt, 28-Spline Axles, Open Differential, 1972-87
MOTGM10BI-30	GM 8.5" 10-Bolt, 30-Spline Axles, Open Differential, 1988-99
MOTGM7.5BI	GM 7.5" 10-Bolt, 26-Spline Axles, Open Differential, 1975-88

## Ring and Pinion Sets

Heavy-duty standard-weight ring and pinion sets are made of 8620 steel and heat treated for extra strength and durability.



### DANA 60

10-3/4" x 11-1/2" oval, 1966-72 passenger cars, 10-bolt.

Part No.	Ratio	Teeth	Description
MOTD60-373	3.73	41-11	Ring and Pinion Set
MOTRA29RMMK	-	-	Master Installation Kit

### Chrysler 8.75"

(489) Early housing, 8-11/16" x 10-19/32" cover, 1957-1968 passenger cars, 10-bolt.

Part No.	Ratio	Teeth	Description
MOTC887355L	3.55	39-11	Ring and Pinion Set
MOTC887373L	3.73	41-11	Ring and Pinion Set
MOTC887410L	4.10	41-10	Ring and Pinion Set
MOTR8.75RLMK	-	-	Master Installation Kit

### Chrysler 8.75"

(742) Early Housing, 8-11/16" x 10-19/32" Cover, 1957-1968 Passenger Cars, 10 Bolt

Part No.	Ratio	Teeth	Description
MOTC887373E	3.73	41-11	Ring and Pinion Set

### Chrysler 8.75"

(741) Early housing, 8-11/16" X 10-19/32" cover, 1957-68 passenger cars, 10-bolt.

Part No.	Ratio	Teeth	Description
MOTC887355M	3.55	39-11	Ring and Pinion Set
MOTR8.75RMMK	-	-	Master Installation Kit

### Ford 8"

11" cover, 1962-69 passenger cars, 10-bolt.

Part No.	Ratio	Teeth	Description
MOTF880325	3.25	39-12	Ring and Pinion Set
MOTF880355	3.55	39-11	Ring and Pinion Set
MOTF880380	3.80	38-10	Ring and Pinion Set
MOTRA310RMMK	-	-	Master Installation Kit



### Ford 8.8"

10-9/16" X 10-13/16" cover.

Part No.	Ratio	Teeth	Description
MOTF888355	3.55	39-11	Ring and Pinion Set
MOTF888373	3.73	41-11	Ring and Pinion Set
MOTF888390	3.90	43-11	Ring and Pinion Set
MOTF888410	4.10	41-10	Ring and Pinion Set
MOTF888456	4.56	41-9	Ring and Pinion Set
MOTF8.8BI	-	-	Differential Gear Kit, 31 Spline (Open)
MOTF8.8CPK	-	-	Clutch Pack, 31 Spline
MOTR8.8RMK	-	-	Master Installation Kit

### Ford 9"

11-3/4" cover, passenger cars, 10-bolt.

Part No.	Ratio	Teeth	Description
MOTF890325	3.25	39-12	Ring and Pinion Set
MOTF890350	3.50	35-10	Ring and Pinion Set
MOTF890370	3.70	37-10	Ring and Pinion Set
MOTF890411	4.11	37-9	Ring and Pinion Set
MOTF890430	4.30	43-10	Ring and Pinion Set
MOTF890457	4.57	32-7	Ring and Pinion Set
MOTR9R28MK	-	-	28-Spline Axle Master Installation Kit
MOTR9RMK	-	-	31-Spline Axle Master Installation Kit

### GM 7.5" - 7.625"

8-5/16" x 10-9/16" passenger cars, 10-bolt 3.23 & up.

Part No.	Ratio	Teeth	Description
MOTG875342	3.42	41-12	Ring and Pinion Set
MOTG875373	3.73	41-11	Ring and Pinion Set
MOTG875390	3.90	43-11	Ring and Pinion Set
MOTG875410	4.10	41-10	Ring and Pinion Set
MOTGM7.5BI	-	-	Differential Gear Kit, 26 Spline (Open)
MOTR7.5GRBMK	-	-	1977-81 Master Installation Kit
MOTR7.5GRMLMK	-	-	1999-02 Master Installation Kit

### GM 8.20" B.O.P.

10-5/8" irregular, 1964-71 Buick, Olds, & Pontiac, 10-bolt.

Part No.	Ratio	Teeth	Description
MOTBP882355	3.55	39-11	Ring and Pinion Set
MOTBP882373	3.73	41-11	Ring and Pinion Set
MOTR8.5PRMK	-	-	Master Installation Kit

### GM 8.20"

10-5/8" irregular or 11" oval, 1964-72 Chevy cars, 10-bolt.

Part No.	Ratio	Teeth	Description
MOTG882336	3.36	37-11	Ring and Pinion Set
MOTG882355	3.55	39-11	Ring and Pinion Set
MOTG882411	4.11	37-9	Ring and Pinion Set
MOTR10CRMK	-	-	Master Installation Kit

### GM 8.5"

11" cover, 1970-92 passenger cars, 10-bolt.

Part No.	Ratio	Teeth	Description
MOTG885342	3.42	41-12	Ring and Pinion Set
MOTG885373	3.73	41-11	Ring and Pinion Set
MOTG885410	4.10	41-10	Ring and Pinion Set
MOTG885456	4.56	41-9	Ring and Pinion Set
MOTR10RMK	-	-	Master Installation Kit
MOTGM10BI	-	-	Differential Gear Kit, 28 Spline (Open)
MOTGM10BI-30	-	-	Differential Gear Kit, 30 Spline (Open)

### GM 8.875"

10-7/8" cover, 1965-72 passenger cars, 12-bolt.

Part No.	Ratio	Teeth	Description
MOTG888355	3.55	39-11	Ring and Pinion Set
MOTG888373	3.73	41-11	Ring and Pinion Set
MOTG888411	4.10	41-10	Ring and Pinion Set
MOTR12CRMK	-	-	Master Installation Kit

**Note:** 3.90 and lower numerically for three series carrier, 4.10 and higher numerically for four series carrier.



### DOT 5.1 Brake Fluid

100% synthetic brake fluid on polyglycol basis for all types of hydraulic actuated brake and clutch systems in accordance with DOT 5.1, DOT 4, and DOT 3 manufacturers' recommendations. Specially designed for anti-lock brake system (ABS). Dry boiling point of 522°F (272°C). Sold in a 16.9-oz. bottle, or in cases.



16.9-oz. Bottle	Case of (12) 16.9-oz. Bottles
MTL100951	MTL100951-12

### RBF 600 Racing Brake Fluid

A DOT 4, 100% synthetic, non-silicone racing brake fluid that is engineered to endure the high temperatures common to racing brake and clutch systems. RBF 600 has a dry boiling point of 593°F, superior to DOT 5 silicone-based fluids. Viscosity is lower than DOT 3 and DOT 4 fluids, allowing easier fluid circulation in micro-valves and anti-lock systems. Sold in 16.9-oz. bottles, or in cases.



16.9-oz. Bottle	Case of (12) 16.9-oz. Bottles
MTL100949	MTL100949-12

**Note:** Do not mix with silicone (DOT 5 silicone base) or mineral base fluids (LHM).





**RBF 660 Racing Brake Fluid**

RBF 660 resists the extreme temperatures common to carbon and ceramic race car brakes, minimizing reliance on air for brake cooling. 100% synthetic, non-silicone DOT 4 fluid has a 617°F dry boiling point. Greatly exceeds DOT 3, DOT 4, and DOT 5.1 standards. May also be used with conventional steel rotors and clutch systems. Sold in 16.9-oz. bottle, or in cases.



16.9-oz. Bottle	Case of (12) 16.9-oz. Bottles
<a href="#">MTL101667</a>	<a href="#">MTL101667-12</a>

**Note:** Do not mix with silicone (DOT 5 silicone base), mineral (LHM) or polyglycol based brake fluids.

**Break-In Oil 10W-40**

Specially formulated performance break-in oil incorporates balanced friction modifiers and increased levels of ZZDP (Zinc-Phosphorus) to reinforce engine protection. Polymers resistant to high heat and shear help maintain optimum lubricating film and ring seal. Sold in one-quart bottles, or in cases. Not API certified.



1-qt. Bottle	Case of (12) 1-qt. Bottles
<a href="#">MTL108080</a>	<a href="#">MTL108080-12</a>

**Multi ATF Transmission Fluid**

Synthetic-based fluid is formulated with anti-wear, anti-corrosion and anti-foaming properties for use in a variety of automatic transmissions. It reduces friction for longer gear life and may also be used in power steering and other hydraulic systems. Meets GM Dexron II/III and Ford Mercon/Mercon V specifications. Sold in one-liter bottles, or in cases.



1-Liter Bottle	Case of (12) 1-Liter Bottles
<a href="#">MTL105784</a>	<a href="#">MTL105784-12</a>



**90 PA Limited-Slip Differential Lubricant**

Specially formulated for use in all hypoid differentials, with or without limited-slip, 90 PA decreases friction and wear, and resists extreme pressure, wear, corrosion, and foaming. Meets API GL4 and GL5 standards.



2-Liter Bottle	Case of (12) 2-Liter Bottles
<a href="#">MTL100122</a>	<a href="#">MTL100122-12</a>

**Classic Performance 20W50**

This specially formulated 20W50 high-performance oil is suitable for classic cars with 2001 and older engines, and includes a higher level of ZZDP for extra wear protection. Sold in two-liter cans, and in cases.



2-liter Can	Case of (10) 2-liter Cans
<a href="#">MTL10621</a>	<a href="#">MTL10621-10</a>

**4100 Power Engine Oils**

High-performance synthetic blend lubricant, engineered for both gasoline or diesel engines, is well suited for use in modern, high-performance applications with fuel injection and catalytic converters. 4100 Power incorporates the highest film strength and extreme-pressure package currently available, and the synthetic stock is designed to handle extreme running temperatures, resulting in less volatility and reduced consumption. Not API-certified.



Description	1-Liter Bottle	Case of (12) 1-Liter Bottles
15W50	<a href="#">MTL102773</a>	<a href="#">MTL102773-12</a>

**8100 Eco-Nergy Oils**

A 100% synthetic, ester-based oil that delivers maximum fuel economy to modern turbo diesel direct injection and gasoline engines. Fully compatible with leaded or unleaded gasoline, diesel fuels and LPG. Not API-certified.



Description	1-Liter Bottle	Case of (12) 1-Liter Bottles	5-Liter Jug	Case of (4) 5-Liter Jugs
5W30	<a href="#">MTL102782</a>	<a href="#">MTL102782-12</a>	<a href="#">MTL102898</a>	<a href="#">MTL102898-4</a>



### 8100 Eco-Lite 0W20 Oil

"Fuel Economy" lubricant with low viscosity for the latest generation of gasoline engines. Recommended for many Honda, Mazda, and Subaru SOHC engines.



Description	1-Liter Bottle	Case of (12) 1-Liter Bottles	5-Liter Jug	Case of (4) 5-Liter Jugs
0W20	<a href="#">MTL108534</a>	<a href="#">MTL108534-12</a>	-	-
5W30	<a href="#">MTL108212</a>	<a href="#">MTL108212-12</a>	<a href="#">MTL108214</a>	<a href="#">MTL108214-4</a>

### 8100 X-Max 0W40 Oil

Specially designed for the latest and high-powered models equipped with turbocharged or naturally aspirated engines. Suitable for turbo diesel direct injection or gasoline engines.



5-Liter Bottle	Case of (4) 5-Liter Jugs
<a href="#">MTL104533</a>	<a href="#">MTL104533-4</a>

### 8100 X-Cess 5W40 Oil

8100 X-Cess is a 100% synthetic oil engineered for powerful, late model cars using gasoline or direct-injection turbo diesel engines, and catalytic converter equipped cars. Advanced lubricant provides exceptional wear and high temperature protection. Not API-certified.



1-Liter Bottle	Case of (12) 1-Liter Bottles	5-Liter Jug	Case of (4) 5-Liter Jugs
<a href="#">MTL109774</a>	<a href="#">MTL109774-12</a>	<a href="#">MTL109776</a>	<a href="#">MTL109776-4</a>

### 8100 X-Power Full-Synthetic Oil 10W60

8100 X-Power full-synthetic oil is a 10W60 lubricant specially designed for high-performance cars with naturally aspirated, compressed, or turbocharged gasoline engine.



5-Liter Jug	Case of (4) 5-Liter Jugs
<a href="#">MTL106144</a>	<a href="#">MTL106144-4</a>

### Classic Oil

A modern version of classic single-weight engine oil engineered for vintage engines and select gearboxes. Formulated with a high ZDDP content to provide superior anti-wear protection of critical components including high-lift flat-tappet camshafts.



Part No.	Description
SAE 30	
<a href="#">MTL104509</a>	2-Liter Can
SAE 50	
<a href="#">MTL104510</a>	2-Liter Can

### Classic Nineties Oil

Premium semi-synthetic multi-grade engine oil specially engineered for vehicles built in the late 1980s and 1990s.



Part No.	Description
10w30	
<a href="#">MTL110620</a>	2-Liter Can
<a href="#">MTL110620-10</a>	Case of (10) 2-Liter Cans

### Classic Performance Oil

Premium mineral multi-grade engine oil, specially designed for classic vehicles built between the 1950s and 1970s.



Part No.	Description
20w50	
<a href="#">MTL110621</a>	2-Liter
<a href="#">MTL110621-10</a>	Case of (10) 2-Liter Cans

### 2100 Classic Oil

An updated version of the first semi-synthetic oil formulated with a modern technology detergent level.



Part No.	Description
15W50	
<a href="#">MTL104512</a>	2-Liter Can
<a href="#">MTL104512-10</a>	Case of (10) 2-Liter Cans

### Classic Eighties Oil

Premium semi-synthetic multi-grade engine oil specially engineered for vehicles built in the 1980s.



Part No.	Description
10w40	
<a href="#">MTL110619</a>	2-Liter Can
<a href="#">MTL110619-10</a>	Case of (10) 2-Liter Cans

### Vehicle System Additives

Specially designed additives for targeted vehicle systems dissolve existing deposits and help prevent new deposits from forming when used regularly. Compatible with all types of gasoline and diesel engines.



Part No.	Description
<a href="#">MTL109541</a>	Engine Clean, 10-oz. Bottle
<a href="#">MTL109544</a>	Radiator Clean, 10-oz. Bottle
<a href="#">MTL109545</a>	Automatic Transmission Clean, 10-oz. Bottle
<a href="#">MTL109615</a>	Throttle Body Clean, 16.9-oz. Aerosol Can



### Valve Cover Hold-Down Bolts T-Bar Style

Chrome-plated steel wing bolts have an extra-long stud to accommodate extra thick valve cover gaskets or hold-down clamps. Bolts are available in two lengths for short or tall valve covers, 4-pack.

Part No.	Description
<b>MRG9818</b>	T-Bar Wing Bolts, 3-1/2" Long, 1/4"-20 Thread, 4-Pack
<b>MRG9820</b>	T-Bar Wing Bolts, 5" Long, 1/4"-20 Thread, 4-Pack

### Late Model Small Block Chevy Hold-Down Bolts

#### MRG9822

Give 1987 and later Chevy 305-350 engines the finishing touch with these valve cover hold-down bolts. Bolts are chrome plated with button head and measure 1/4"-20 x 3-3/8" (four per kit).



### Valve Cover Clamps

These long competition-style clamps are ideal for use on valve covers using only four hold-down bolts. The smaller style clamps are for use on covers using more than four hold-down bolts. Both styles will accommodate up to a 5/16" hold-down bolt.



Part No.	Description
<b>MRG9817</b>	Competition, Long Style, 4-Pack
<b>MRG9899</b>	Custom, Short Style, 8-Pack

### Twist-On Style

#### Valve Cover Breathers

Each chrome-plated, twist-on breather/oil filler cap houses a high-porosity filter and an internal baffle.



Part No.	Description
<b>MRG2061</b>	2-3/8" Diameter x 1-3/4" Tall, No Logo
<b>MRG2069</b>	2-3/4" Diameter x 2-1/8" Tall with Mr. Gasket Logo

### Oil Filler Cap Plug

#### MRG9815

Plug fits all GM or aftermarket valve covers with 1-1/4" hole.



### Twist-On Oil Filler Cap

#### MRG2062

Cap fits most popular valve covers.



### Chrome Plated Push-On Breather

#### MRG2068

Internally baffled, with a high-porosity filter, the breather fits factory and aftermarket valve covers with 1-1/4" hole. Breather measures 2-1/2" x 2-1/8" and has logo.



### Valve Cover Grommets and Plugs

Grommets and plugs are for use with chrome breathers. Neoprene material will remain soft and pliable to ensure positive oil seal. Made to fit most stamped or die cast valve covers, 2-pack.



Part No.	Description
<b>MRG6375</b>	Valve Cover Plugs, 1-1/4" OD
<b>MRG6376</b>	One Valve Cover Grommet, One PCV Grommet
<b>MRG6377</b>	PCV Grommets, 1-1/4" OD x 3/4" ID

### Baffled Breather Grommets

#### MRG5425

Grommets are made to fit most valve covers with 1-1/4" O.D. x 1" I.D. grommets. Grommets extend 1-1/4" into the valve covers and will not clear stud girdles, 2-pack.



### Master Cylinder Covers

Steel covers include chrome-plated bail wires (no gasket).



Part No.	Application	Reservoir Description Nominal Size	Cover Retainer	Material
<b>MRG5271</b>	GM	3" x 5-5/8"	Single Bail	Steel
<b>MRG5272</b>	GM	3" x 5-3/4"	Dual Bail	Steel
<b>MRG5273</b>	GM - Corvette	3" x 5-3/4"	Dual Bail	Steel
<b>MRG5274</b>	Ford	2-3/4" x 5-3/4"	Single Bail	Steel

### Chrome Plated Water Necks O-Ring Style



Chromed die-cast water necks have O-ring style seals prevent water leaks. Machined for a great fit, water necks are first polished to a high luster, then chrome plated for lasting beauty. O-ring and mounting bolts are included.

Part No.	Description
<b>MRG2660</b>	Chevy V8, Early
<b>MRG2661</b>	Chevy V8, Late
<b>MRG2662</b>	Ford 289-302-351W
<b>MRG2663</b>	Ford 351C-Straight Neck
<b>MRG2667</b>	Pontiac V8, 1964 to 1981
<b>MRG2668</b>	Replacement O-Rings for MRG2660, MRG2661, MRG2663, and MRG2667

### Quick-Change Cam Cover Kit

#### MRG1099

Mr. Gasket's own quick-change cam kits eliminate removing the oil pan during replacement of the timing chain and gears. Fits all 200-229 V6 and 283-400 V8 Chevys.





## Chrome-Plated Timing Covers and Timing Tabs

Dress up the front of the engine with one of Mr. Gasket's timing covers. Kits include gaskets, seals, and bolts. Timing tabs are available separately.



MRG4590

Part No.	Description
<b>MRG4590*</b>	Timing Cover Kit, Small Block Chevrolet
<b>MRG4591*</b>	Timing Cover Kit, Big Block Chevrolet
<b>MRG4592</b>	Timing Tab, Small Block Chevrolet 7" Balancer for 1978 and Newer
<b>MRG4593</b>	Timing Tab, Small Block Chevrolet 8" Balancer
<b>MRG4594</b>	Timing Tab, Big Block Chevrolet 8" Balancer

\* For use with OEM style timing chain only. Double roller-type chains or gear drives require checking for adequate clearance.

## Chrome-Plated Timing Tabs with Adjustable Pointer

Ideal for setting correct top dead center, pointer is red anodized and can be easily adjusted with a screwdriver.



MRG4598

Part No.	Description
<b>MRG4597</b>	Small Block Chevrolet 7" Balancer
<b>MRG4598</b>	Small Block Chevrolet 8" Balancer
<b>MRG4599</b>	Big Block Chevrolet 8" Balancer

## Precision Timing Tape

Avoid the expense of indexing the harmonic balancer. Tapes are used in timing high-performance engines for increased efficiency and for setting valve lash.



Part No.	Description
<b>MRG1588</b>	Chevy, 6-3/4" For 283-400
<b>MRG1589</b>	Chevy, 7" For 1965-69 396-427, 1970 400 Small Block
<b>MRG1591</b>	Chevy, 8" for 1970-73 396-427-454, 1965-68 327 High Performance, 1970-73 350
<b>MRG1594</b>	Ford, 6-3/8" 289-302-351
<b>MRG1593</b>	Mopar, 7-1/4" All 383 through 440

## Chrome-Plated Oil Dipstick/Tubes



MRG6235

Similar to stock dipsticks, hand tools are required for installation.

Part No.	Description
<b>MRG6235</b>	Small Block Chevrolet (Block Mounted) for 1965-79
<b>MRG6237</b>	Small Block Chevrolet (Passenger Side) for 1980-82
<b>MRG6236</b>	Big Block Chevrolet (Pan Mounted)
<b>MRG6923</b>	Small Block Chrysler (273-360)
<b>MRG6924</b>	Big Block Chrysler (383-440)
<b>MRG6920</b>	Small Block Ford (260-302) for 1962-78
<b>MRG6921</b>	Ford 351 Windsor
<b>MRG6925</b>	Oldsmobile 350-455

## GM TH350 Dipstick with Tube

**MRG9764**  
Chrome-plated dipstick and tube includes O-ring seal. 27" long.



## Chrome-Plated Fuel Pump Mounting Plate

### MRG1514

Chrome plated mounting plate fits 265-400 cubic inch small block Chevy, is ideal for mounting a stock OEM pump, and includes gasket.



## Chrome-Plated Fuel Pump Block-Off Plates

Block-off plates are precision cut to cover stock fuel pump openings, gasket included.



Part No.	Description
<b>MRG1515</b>	Chevrolet 265-400
<b>MRG1516</b>	Chevrolet 396-427-454 and Most V6 and V8 with 1-3/4" Bolt Spacing
<b>MRG1517</b>	Ford 351C, 351M-400

## Chrome-Plated Chevy Alternator Brackets

Similar to stock Chevrolet units, brackets are made from heavy-gauge steel, polished to a high luster, then chrome plated for lasting beauty.



Part No.	Description
<b>MRG5170</b>	Small Block Chevrolet OEM Style, LWP, 1976-84
<b>MRG5171</b>	Small Block Chevrolet OEM Style, LWP, 1969-75

## Wheel Dust Shields

Wheel dust shields conceal rusty brake components and stop unsightly brake dust from staining aluminum wheels. Shields are ideal for use on most domestic and import cars with alloy or custom wheels, two per set. Will not fit most front-wheel-drive applications.



Part No.	Wheel Size	Wheel Lugs	Bolt Circle Range	Nominal O.D.
<b>MRG6905</b>	15"	5	4-1/2" or 5"	13-3/16"
<b>MRG6906</b>	16"	5	4-1/2" or 5"	14-3/16"

## Disc Brake Wheel Spacers

Die-cast aluminum wheel spacers provide the necessary clearance for disc brake and mag/chrome wheel installations, two per kit.



Part No.	Description
<b>MRG2370</b>	7/32" Thick, Fits 4-1/2"-5" Bolt Pattern
<b>MRG2371</b>	5/16" Thick, Fits 4-1/2"-5" Bolt Pattern
<b>MRG2372</b>	7/16" Thick, Fits 4-1/2"-5" Bolt Pattern

## Magnetic Oil Drain Plug

Preventing engine damage, the magnetic drain plug attracts and holds metal particles that may be in the oil. 1/2"-20 plug fits all Chevy, Chrysler 1962-83; Ford 1957-83; all Pontiac V8; Olds 1966-83; and Buick 1959-83.



Part No.	Description
<b>MRG15</b>	Magnetic Oil Drain Plug
<b>MRG16</b>	Replacement Nylon Drain Plug Washers, Pack of 5.




## High-Performance Electric Cooling Fans

Mr. Gasket fans provide more efficient cooling at low speeds, where it is needed most. Fans also free up more usable horsepower to the rear wheels, and increase fuel economy. The motor rides on dual ball bearings, not on bushings like some others. Reversible fan blades are engineered to provide maximum air flow.



Part No.	Size	CFM	RPM	Amp Draw
<b>MRG1987</b>	14"	1800	2100	10.3


Electric Fan	Depth (D)	Height (H)	Width (W)
<b>Overall Fan Assembly Dimensions</b>			
14"	3.40"	14.69"	14.00"
16"	3.40"	16.56"	16.00"



## Replacement Fan Mounting Kit

### MRG1994

The same mounting kit included with all Mr. Gasket fans. Kit fits most electric fans.



## Thermocap Temperature Reading Thermostat

### MRG2470S

This cap can be the difference between safely opening a radiator cap and serious injury from steam burns. Domestic Radiators, 13 PSI



## High-Performance Thermostats

High-performance thermostats resist large variations in coolant pressures. At high RPM, coolant temperature and coolant pressure fight for control of the thermostat, often keeping it from opening at the designated temperature. Thermostats listed are for 1995 and earlier models only.

Part No.	Description
<b>GM/Ford/AMC</b>	
<b>MRG4363</b>	160°F
<b>MRG4364</b>	180°F
<b>MRG4365</b>	195°F
<b>Chrysler/Dodge/Plymouth</b>	
<b>MRG4366</b>	160°F
<b>MRG4367</b>	180°F



## Carburetor Adapter Kits

Adapters are made of die-cast aluminum and include gaskets, studs, nuts, and washers. Installation is quick and easy

Part No.	Description
<b>MRG1929</b>	Adapts Holley 350/500 2bbl carburetor to Quadrajet bolt pattern, 1-1/8" tall
<b>MRG1932</b>	Any 4bbl. Carb. to any 4bbl manifold except Holley 4500 and OEM manifolds with exposed exhaust crossover tube, 3/4" tall
<b>MRG1933</b>	Fits any 4-bolt, 4bbl to any small 4-bolt, 2bbl manifold and/or 4-bolt, 2bbl to any 4-bolt, 4bbl manifold (except spread bore applications), 1" tall



## Aluminum Carb Spacer Kits

Kits fit the standard Holley/Carter bolt pattern. The one-inch open-center spacer MRG6005 has a 1/4" knockout hole if an additional vacuum port is required.

Part No.	Description
<b>MRG6005</b>	1" Open Center
<b>MRG6006</b>	1" 4-Hole Center
<b>MRG6007</b>	2" Open Center



## Throttle Cable Bracket Kit

### MRG6039

Chrome-plated throttle cable bracket will make carburetor swaps a breeze and add the finishing touch to any engine compartment. Kit includes a secondary bracket for automatic transmission kickdown cable.



## Universal Dual Throttle Return Spring Kit

### MRG19

The dual throttle return spring and bracket kit is engineered for positive throttle return to assure safety.



## Chrome Plated Fuel Lines with Fuel Pressure Gauge

The fuel lines incorporate a compact, convenient 1-1/2" fuel pressure gauge that reads out in 1/2 pound increments with a range of 0-15 PSI. Inverted flare female inlet thread size is 5/8"-18.

Part No.	Description
<b>MRG1558</b>	Fits Holley with 8-21/32" Centers
<b>MRG1559</b>	Fits Holley with 9-5/16" Centers



## Fuel Pressure Gauge

### MRG1561

Compact 1-1/2" gauge will fit almost anywhere. Reads out in 1/2 pound increments with a range of 0-15 PSI. Gauge has a 1/8"NPT male fitting.



## Chrome Gas Line Kits

Kits include copper tubing, brass fittings, and silver-brazed connections, all chrome-plated.

**Note:** For a positive seal use PTFE tape.

Part No.	Description
<b>MRG1551</b>	Dual-Inlet Holley, 3/8" Tube, 8-21/32" Centers
<b>MRG1552</b>	Dual-Inlet Holley, 3/8" Tube, 9-5/16" Centers





### Fuel Pressure Gauge with In-Line Adapter

#### MRG1560

Ideal for in-line hook-up of fuel pressure almost anywhere, gauge has a 3/8" inlet and outlet. Unit includes in-line adapter and 1-1/2" gauge that reads out in 1/2 pound increments with a range of 0-15 PSI.



### Fuel Pressure Regulator

#### MRG9710

Dial-type regulator adjusts from 1 to 6 PSI and fits 5/16" and 3/8" I.D. fuel line. Included are fittings, hose and clamps. Not for fuel-injected systems.



### Clearview Fuel Filter Kits

Part No.	Description
	Universal,
MRG9706	Fits 1/4", 5/16" and 3/8" I.D. Hose, Does Not Include Hose or Clamps
	Fits 5/16" I.D. Hose,
MRG9747	Includes 4 Chrome-Plated Clamps and 2 Short Lengths of Hose



MRG9706

### Chrome Fuel Filter

#### MRG9746

Filter fits 3/8" I.D. hose. Openings on each end have safety beads for positive fuel line retention. Not for fuel injection systems.



### Coil Covers and Mount Bracket

Universal chrome-plated steel coil covers accept most stock coils and include chrome-plated mounting brackets.

MRG9767



Part No.	Description
MRG9767	Universal GM-Style Vertical Mount with Bolt and Nut
MRG9777	Universal Coil Cover Horizontal Mount

### Custom Wire Loom Kit

#### MRG6016

The kit will accommodate 7mm and 8mm ignition wire and includes two 4-hole wire separators, eight 2-hole wire dividers, and four chrome-plated steel brackets.



### Competition Wire Loom Kit

#### MRG6015

The looms are compatible with tall valve covers and will accommodate 7mm and 8mm ignition wires. Kit includes two 3-hole dividers, four 2-hole dividers, and four chrome brackets.



### Wire Markers

#### MRG4472

Eliminate firing order confusion with Mr. Gasket's wire markers. Easy-to-read markers are oil- and grease-resistant and fit wires up to 8mm. Set of eight.



### Advance Curve Kits

The kits allow full advance between 2,000 and 2,800 RPM. Get maximum power and engine acceleration.



Part No.	Description
MRG925B	Mopar Kit with 1 Set of Springs Only, 1959 and Later, 6 and 8 Cylinders
MRG925D	Ford Kit with 1 Set of Springs Only, 1965 and Up, Most Applications

### Chevy Chrome-Plated Distributor Clamp

#### MRG6197

Rolled edges add extra strength to clamp which is ideal for use on magnetos as well as point-type or electronic distributors. For small and big block Chevy V8s and 200/229 V6s.



### Ford Chrome-Plated Distributor Clamp

#### MRG2502

Add a touch of sparkle and hold the distributor timing where it's set. Competition clamp with stud and nut fits Ford 260-351W.



### Trunk-Mounted Battery Installation Kit

#### MRG6279

Kit includes a polyethylene plastic battery case, battery hold-down and brackets, 20 feet of 4-gauge stranded copper battery cable, 4 lugs, a pair of cable ends, and related hardware. Case measures 12" x 6-3/4" x 10" high.





## Chevy Starter Motor Heat Shield

### MRG3678

Heat shield is designed with heat-resistant material sandwiched between two aluminum plates. Shield protects the starter from exhaust system heat buildup, especially important when using headers. Shield fits all Chevy V8s and 90° V6s.



## Ring Gear Spacer Kit

### MRG902A

Stamped ring gear spacers are Blanchard ground to ensure parallel surfaces for perfect alignment. Kits include spacer and bolts.



Application	Spacer Thickness	Bolt Hole Diameter
12-Bolt Chevrolet, 1965-75; 12-Bolt Chevelle, Camaro, Firebird	.305" To .315"	.437"

## Shifter Boot

### MRG1651

Small 5-1/2" boot is a replacement for the Eliminator 3-speed shifter boot. Trim plate and mounting screws are included.



## Hex-Head Header Bolts

Heat-treated for extra strength, bolts are grade 5 with a 7/16" hex-head and a protective black finish.

Part No.	Description
MRG915	3/8"-16 x 3/4", Set of 12
MRG917	3/8"-16 x 1", Set of 12
MRG919G	3/8"-16 x 3/4", Set of 16



## Hex-Head Intake Manifold Bolt Kits

Grade 5 hex-head intake bolts are zinc plated for protection and appearance. Kits include hardened flat washers for uniform torque and to prevent galling on aluminum intake manifolds.



Part No.	Description
MRG955G	Small Block Chevy 265-400, 12 Bolts and Washers, 3/8"-16 x 1" Hex Head
MRG954G	Big Block Chevy 396-454, 16 Bolts and Washers, 3/8"-16 x 1-1/4" Hex Head
MRG955G	Chrysler 273-440 Wedge, A, B, and RB Engines, 12 Bolts and Washers, 3/8"-16 x 1" Hex Head
MRG958G	Ford 260-289-302-351W., 12 Bolts with Semi-Captured Washers, 5/16"-18 x 2" Hex Head
MRG955G	AMC 290-343-360-390-401, 12 Bolts and Washers, 3/8"-16 x 1" Hex Head

## Twelve Point Intake Manifold Bolts

Grade 8 bolts with twelve-point, smaller-than-standard heads and flanges, include extra-thick flat washers for optimum clamping pressures. Bolts are ideal for use where space is at a minimum, as with larger runner race manifolds. Bolts and washers are zinc plated for protection and appearance.



Part No.	Description
MRG6091	Small Block Chevy 265-400, 90° V6 Engines 3/8"-16 x 1", 12 Bolts and Washers
MRG6091	Chrysler 273-440 Wedge, A, B, and RB Engines, 3/8"-16 x 1", 12 Bolts and Washers
MRG6091	AMC 290-343-360-390-401 Engines, 3/8"-16 x 1", 12 Bolts and Washers

## Carburetor Studs

Bright zinc-plated studs help prevent stripped out threads in aluminum intake manifolds. The studs are threaded 5/16"-18 at one end and 5/16"-24 at the opposite end. Each package contains four each of studs, nuts, and washers.



Part No.	Description
MRG59	Standard, 1-3/8" Length
MRG60	Medium, 1-1/2" Length
MRG61	Long, 2" Length
MRG62	Extra Long, 2-1/2" Length

## Oil Pan and Timing Cover Bolts

Bolts are zinc plated, grade 5.



Part No.	Description
<b>Oil Pan Bolt Kits</b>	
MRG6085	Small Block Chevy and 90° V6 Engines and Olds V8, 1/4"-20 x 1/2" (14 Pieces), 5/16"-18 x 3/4" (4 Pieces)
MRG6086	Big Block Chevy and Pontiac V8, 1/4"-20 x 1/2" (2 Pieces), 5/16"-18 x 3/4" (20 Pieces)
MRG6087	Ford 289-302-351 C/W and AMC 290-343-360-390-401, 5/16"-18 x 3/4" (6 Pieces), 1/4"-20 x 1/2" (18 Pieces)
<b>Timing Cover Bolts</b>	
MRG6090	Small and Big Block Chevy, 1/4"-20 x 1/2" (10 Pieces)

## Torque Converter to Flexplate Bolts

Grade 8 fasteners are a must for all high-performance applications. Sets include lock washers.



Part No.	Application	Size	Qty. Per Set
MRG6715	GM TH400	3/8"-16 x 1/2"	3
MRG6716	GM TH350/Powerglide (Nuts Included)	3/8"-24 x 5/8"	3
MRG6717	Ford (with Flanged Lock Nuts Only)	3/8"-24	4
MRG6718	Chrysler (except Hemi)	5/16"-24 x 7/16"	4



### Hilborn Style Air Scoops

High-quality, polished aluminum castings are available to fit single and dual carbs with 5-1/8" diameter necks. The dual carburetor scoop has an adjustable base to fit carburetors with 7-5/8" to 9-1/4" center line spacing.



Part No.	Description	Length	Width	Height
<b>MRG5232</b>	Single Four Barrel	13-5/8"	9-3/4"	5-9/16"
<b>MRG1485</b>	Replacement Air Filter Element	-	-	-

### Easy-Flow Air Cleaners

Air cleaners fit 2 and 4-barrel carburetors with 5-1/8" diameter neck and include PCV attachment assembly.



Part No.	Description
<b>MRG1480</b>	14", 2-1/4" High Filter
<b>MRG1487</b>	9", 2-3/4" High Filter

MRG1480

### Competition Air Cleaner

#### MRG9790

14" diameter x 3" tall, chrome-plated steel air cleaner fits 2, 3 and 4-barrel carburetors with 5-1/8" diameter neck.



### Air Cleaner "Spin Nuts"



MRG9862

MRG9863

MRG9868

The perfect touch for any air cleaner assembly, spin nuts fit all 1/4"-20 and 5/16"-18 studs.

Part No.	Description
<b>MRG9862</b>	Small Spin Nut
<b>MRG9863</b>	Large Spin Nut
<b>MRG9868</b>	Tri-Bar Spin Nut

### Hood and Deck Pinning Kits

Secure hoods and give the car a competition look. Kit permits quick removal of hood or deck. Includes two chromed safety pins, scuff plates, and hardware. Overall pin length is four inches with 2-1/2" of threads.



Part No.	Description
<b>MRG1016</b>	7/16"-20 Thread, Safety Pins with Screw-On Scuff Plates
<b>MRG1017</b>	7/16"-20 Thread, Torsion Pins with Screw-On Scuff Plates

### Chrome-Plated Valve Covers

Chrome-plated steel valve covers have a flat, smooth top.



Part No.	Description
<b>MRG9415*</b>	Chevrolet 1987 and Up Small Block, Center Hold Down, Car Application
<b>MRG9800*</b>	Chevrolet Small Block, OEM Height
<b>MRG9801</b>	Chevrolet Small Block, Tall

\* Covers are baffled.



### Ready-to-Run Pro-Billet Ford Distributors

Ready-to-run distributors are perfect replacements for bulky or breaker point electronic distributors. Connect with three wires. Built-in module. No ignition control required.



Part No.	Description
<b>MSD8352</b>	289, 302
<b>MSD8354</b>	351W
<b>MSD8350</b>	351C-460
<b>MSD8595</b>	Ford "FE"

Replacement Parts	
<b>MSD8431</b>	Cap
<b>MSD8467</b>	Rotor
<b>MSD85812</b>	Gear For 351C-460
<b>MSD85832</b>	Gear For 289-302
<b>MSD85852</b>	Gear For 351W

### Ready-To-Run Pro-Billet Chrysler Distributors

Ready-to-run distributors are the perfect upgrade from breaker points or weak electronic ignitions. No ignition control required.



Part No.	Description
<b>MSD8388</b>	273, 318, 340, 360
<b>MSD8391</b>	Early Hemi 331, 354
<b>MSD8386</b>	383, 400
<b>MSD8389</b>	Early Hemi 392
<b>MSD8387</b>	426, 440

Replacement Parts	
<b>MSD8431</b>	Cap, MSD8386, MSD8387
<b>MSD8410</b>	Cap, MSD8388
<b>MSD8467</b>	Rotor
<b>MSD8433</b>	Cap, MSD8391, MSD8389
<b>MSD8467</b>	Rotor, MSD8391, MSD8389





## Pro-Billet Distributors

Machined aluminum housing has an upper sealed ball bearing that eliminates shaft wobble. Features include Rynite distributor cap, adjustable mechanical advance, hardened 10,000 RPM plus shaft, extra advance springs, advance bushings, and high-output magnetic pickup for years of reliable service. MSD ignition control is required.



Part No.	Application	Advance	Ignition System
<b>MSD8519</b>	American Motors 290-401	Mechanical/ Vacuum	MSD
<b>MSD8381</b>	GM 1992-94 LT-1 (Early)	Adjustable	OEM
<b>MSD83811</b>	GM 1994-96 LT-1 (Late)	Adjustable	OEM
<b>MSD8360</b>	Chevrolet Ready-to-Run	Mechanical/ Vacuum	OEM/MSD
<b>MSD8365</b>	Chevrolet HEI	Mechanical/ Vacuum	OEM/MSD
<b>MSD8366</b>	Chevrolet 1987-95, Ready-to-Run	Electronic	OEM/MSD
<b>MSD8361</b>	Chevrolet 1987-93 EFI	Mechanical/ Vacuum	MSD
<b>MSD85551</b>	Chevrolet	Mechanical	MSD
<b>MSD85561</b>	Chevrolet With Slip Collar	Mechanical	MSD
<b>MSD85501</b>	Chevrolet	Locked Out	MSD
<b>MSD8570</b>	Chevrolet Small Dia.	Mechanical	MSD
<b>MSD8393</b>	Chevy 348/409	Mechanical	MSD
<b>MSD8572</b>	Corvette 1963-74	Vacuum	MSD
<b>MSD8456</b>	Ford 1986-93 5.0L	Electronic	OEM/MSD
<b>MSD8455</b>	Ford 1994-95 5.0L	Electronic	OEM/MSD
<b>MSD8577</b>	Ford 351C-460 Small Dia.	Mechanical	MSD
<b>MSD8477</b>	Ford 351C-460	Vacuum	MSD
<b>MSD8478</b>	Ford 351W	Vacuum	MSD
<b>MSD8578</b>	Ford 351W Small Dia.	Mechanical	MSD
<b>MSD8579</b>	Ford 302 Small Dia.	Mechanical	MSD
<b>MSD8580</b>	Ford 351C, 351M-400, 429-460	Mechanical	MSD
<b>MSD8582</b>	Ford 289-302	Mechanical	MSD
<b>MSD8479</b>	Ford 289-302	Vacuum	MSD
<b>MSD84791</b>	Ford 289-302W/Steel Gear-Hydraulic Cams	Mechanical	MSD
<b>MSD8598*</b>	Ford 289-302 With Steel Gear For Hydraulic Roller Cams	Mechanical	MSD
<b>MSD8584</b>	Ford 351W	Mechanical	MSD
<b>MSD85805</b>	Ford 351W with Victor Jr. Intake	Mechanical	MSD
<b>MSD8594</b>	Ford "FE" 390-428	Mechanical	MSD
<b>MSD8534</b>	SB Chrysler 273-360	Mechanical	MSD
<b>MSD8545</b>	BB Chrysler, 383-400 Small Dia.	Mechanical	MSD
<b>MSD8546</b>	BB Chrysler 413-426-440 Small Dia.	Mechanical	MSD
<b>MSD8517</b>	BB Buick 400-455	Mechanical	MSD
<b>MSD8563</b>	Pontiac 326-455	Mechanical	MSD
<b>MSD8566</b>	Oldsmobile 260-455	Mechanical	MSD

\* Not legal for use or sale on pollution controlled vehicles.



## Billet Distributor Replacement Parts



Distributor Part No.	Cap	Rotor	Gear
<b>MSD8381</b>	<b>MSD8481</b>	<b>MSD8481 is a cap and rotor set</b>	
<b>MSD83811</b>	<b>MSD84811</b>	<b>MSD84811 is a cap and rotor set</b>	
<b>MSD8360</b>	<b>MSD8433</b>	<b>MSD8467</b>	<b>MSD8531</b>
<b>MSD8365</b>	<b>MSD8411</b>	<b>MSD84101</b>	<b>MSD8531</b>
<b>MSD8366</b>	<b>MSD8406</b>	<b>MSD8406 is a cap and rotor set</b>	
<b>MSD8361</b>	<b>MSD8433</b>	<b>MSD8467</b>	<b>MSD8531</b>
<b>MSD8393</b>	<b>MSD8433</b>	<b>MSD8467</b>	<b>MSD8531</b>
<b>MSD85551</b>	<b>MSD8433</b>	<b>MSD8467</b>	<b>MSD8531</b>
<b>MSD85561</b>	<b>MSD8433</b>	<b>MSD8467</b>	<b>MSD8531</b>
<b>MSD85501</b>	<b>MSD8433</b>	<b>MSD8467</b>	<b>MSD8472</b>
<b>MSD8570</b>	<b>MSD8431</b>	<b>MSD8467</b>	<b>MSD8531</b>
<b>MSD8572</b>	<b>MSD8433</b>	<b>MSD8467</b>	<b>MSD8531</b>
<b>MSD8456</b>	<b>MSD8408</b>	<b>MSD8070</b>	<b>MSD85834</b>
<b>MSD8455</b>	<b>MSD8408</b>	<b>MSD8070</b>	<b>MSD85834</b>
<b>MSD8577</b>	<b>MSD8431</b>	<b>MSD8467</b>	<b>MSD85812</b>
<b>MSD8578</b>	<b>MSD8431</b>	<b>MSD8467</b>	<b>MSD85852</b>
<b>MSD8579</b>	<b>MSD8431</b>	<b>MSD8467</b>	<b>MSD85832</b>
<b>MSD8477</b>	<b>MSD8431</b>	<b>MSD8467</b>	<b>MSD85812</b>
<b>MSD8478</b>	<b>MSD8431</b>	<b>MSD8467</b>	<b>MSD85852</b>
<b>MSD8479</b>	<b>MSD8431</b>	<b>MSD8467</b>	<b>MSD85832</b>
<b>MSD8580</b>	<b>MSD8408</b>	<b>MSD8423</b>	<b>MSD85812</b>
<b>MSD8598</b>	<b>MSD8408</b>	<b>MSD8423</b>	<b>MSD85832</b>
<b>MSD8582</b>	<b>MSD8408</b>	<b>MSD8423</b>	<b>MSD85832</b>
<b>MSD8584</b>	<b>MSD8408</b>	<b>MSD8423</b>	<b>MSD85852</b>
<b>MSD85805</b>	<b>MSD8408</b>	<b>MSD8423</b>	<b>MSD85852</b>
<b>MSD8594</b>	<b>MSD8433</b>	<b>MSD8467</b>	<b>MSD85812</b>
<b>MSD8534</b>	<b>MSD8431</b>	<b>MSD8467</b>	-
<b>MSD8545</b>	<b>MSD8431</b>	<b>MSD8467</b>	-
<b>MSD8546</b>	<b>MSD8431</b>	<b>MSD8467</b>	-





## Black Pro-Billet™ Distributors

These black machined aluminum distributors feature a Rynite cap, adjustable mechanical advance, extra springs, and high-output magnetic pickup. Requires MSD ignition control box.



Part No.	Description
<b>MSD83653</b>	Chevy HEI, Mechanical Vacuum Advance
<b>MSD83613</b>	Chevy 1987-93, EFI Mechanical Vacuum Advance
<b>MSD85555</b>	Chevy V8, Mechanical Advance
<b>MSD85505</b>	Chevy V8, Locked Out Advance
<b>MSD85703</b>	Chevy V8, Small Diameter Locked-Out Advance
<b>MSD84563</b>	Ford 1986-93 5.0L, Electronic Advance
<b>MSD85773</b>	Ford 351C-460, Small Diameter, Mechanical Advance
<b>MSD85783</b>	Ford 351W, Small Diameter, Mechanical Advance
<b>MSD85793</b>	Ford 302, Small Diameter, Mechanical Advance
<b>MSD85463</b>	Chrysler 413-426-440, Small Diameter, Mechanical Advance

## Black Ready-to-Run Pro-Billet™ Distributors


Now available in black, these ready-to-run distributors are the perfect upgrade from breaker points and weak electronic ignitions. Simple three-wire hook-up and no ignition control box required.



Part No.	Description
<b>MSD83603</b>	Chevy V8 (except 348/409), with Built-In Rev Limiter
<b>MSD83523</b>	Ford 289, 302, with Built-In Rev Limiter
<b>MSD83503</b>	Ford 351C-460, with Built-In Rev Limiter
<b>MSD83873</b>	Chrysler 426-440, with Built-In Rev Limiter

## Crate Ignition Kits

MSD crate engine ignition kits are supplied with everything including a ready-to-run distributor, Blaster SS coil, 8.5mm spark plug wires with separators, and a billet hold-down clamp. The ready-to-run distributor with a high-output module produces a vigorous, consistent spark. Installation is easy with just three wires to connect. The Blaster SS coil is compact, efficient, and easy to mount. The system is complemented by red 8.5mm Super Conductor wires, supplied as a universal fit with straight/multi-angle boots and terminals on the spark plug side. Pro-Clamp separators keep the wires neat and secure.



Part No.	Description
<b>MSD84741</b>	Chevy Ready-to-Run for Limited Space Areas
<b>MSD84745</b>	Ford 289, 302
<b>MSD84746</b>	Ford 351W
<b>MSD84747</b>	Ford 351C-460

## Super HEI Kit

### MSD85001

The solution to power loss and lack of response on vehicles fitted with GM HEI distributors, the kit bypasses the low-powered HEI module and coil, replacing them with a Digital 6AL ignition-control and Blaster 2 high-output coil, adding increased spark energy and performance. Includes Digital 6AL ignition with Soft Touch Rev Control, Blaster 2 coil, coil wire, and dust cover.



## HEI Vacuum Advance Stop Plate

### MSD84281

Designed for use on MSD Pro-Billet HEI MSD8365 or Street Fire HEI MSD8362. Small plate limits vacuum advance.



## HEI Advance Curve Kit

### MSD8428

Kit includes new advance weights, springs and bushings. Fits stock HEI distributors and will deliver solid ignition timing. Will not work with MSD8365 Pro-Billet HEI distributor.



## Street Fire Economical Performance

Street Fire® delivers quality products at a budget price. All of the Street Fire components meet MSD engineers' specifications and will provide the top performance for the price. The quality of each part is backed with a one-year warranty!

## Street Fire GM HEI Distributor

### MSD8362

The Street Fire distributor is all new, with coated weights and welded (not pressed in) weight pins in the advance assembly and the same gear used in Pro-Billet distributors. Vacuum advance can be custom tailored to match engine and driving needs.



Part No.	Description
<b>Replacement Parts</b>	
<b>MSD5501</b>	Cap and Rotor
<b>MSD5596</b>	Module
<b>MSD5525</b>	Coil

## Street Fire GM EFI Distributor

### MSD5591

Popular distributor found in GM trucks beginning in 1988 and carrying over to cars through the mid-1990s. Also many EFI systems require this distributor.





### Street Fire GM Vortech Distributor MSD5592

Unique, flat cap distributor, as used by GM in the late 1990s, features a "correct-a-cap" with all even numbered spark plug wires on the passenger side and odd numbered wires on the driver side.



### Street Fire Ford TFI Distributor MSD5594

One of the most popular Ford distributors. Commonly used on 1986-94 5.0L Mustangs and other Ford vehicles.



### Street Fire CDI Ignition MSD5520

A CDI ignition perfect for budget-minded enthusiasts. Ignition has capacitive-discharge technology which fires a series of multiple sparks that last for 20° of crankshaft rotation while under 3,000 RPM. This ensures combustion and produces great throttle response and smooth idle.



### Street Fire Coils

Coils mount directly in place of the factory coils and accept the factory connectors. Choose Ford TFI or GM dual connector type.

Part No.	Description
MSD5524	Canister Coil
MSD5525	Internal HEI Coil
MSD5526	GM Dual Connector Coil
MSD5527	Ford TFI Coil
MSD5528	1994-00 Ford 6 Tower Coil Pack
MSD5529	2001-04 Ford 6 Tower Coil Pack



MSD5524

### Street Fire Cap and Rotor Kits

Cap and rotor kits offer quality at an affordable price.

Part No.	Description
MSD5500	GM Points-Style V8 Distributor with Socket Cap
MSD5501	GM HEI V8 with Internal Coil
MSD5502	GM V8 EFI with External Coil
MSD5504	Ford V8 Duraspark
MSD5505	Ford/MSD V8 TFI
MSD5506	Ford V8 Socket Cap



MSD5501

### Street Fire Spark Plug Wires

Street Fire spark plug wires have a low-resistance conductor wrapped in a sleek and durable black sleeve. The terminals are covered in black boots to protect the conductor from engine heat.



MSD5554

Part No.	Description
<b>Chevy</b>	
MSD5554	Small Block 350 HEI
MSD5560	454, 1974-76 HEI
MSD5561	366-454, Socket
MSD5563	1984-91, Corvette, 350TPI
MSD5564	Small Block, Socket Cap, Under Exhaust Manifold
MSD5565	Small Block, Socket Cap, Over Valve Covers
MSD5566	1975-82, Corvette 305-350 HEI
MSD5567	454, 1975-Up HEI
MSD5569	454, 1988-Up
MSD5570	1988-92 Chevy Caprice/Camaro
MSD5572	1997-Up GM F-Body, Corvette, LS-Series
MSD5575	1993-96 GM, LT1
<b>Chrysler</b>	
MSD5530	318-360, 1973-On, Socket
MSD5531	383-440, 1973-On, Socket
<b>Ford</b>	
MSD5540	351W, 400, 460, 1977-On HEI
MSD5541	302, 351W, HEI
MSD5542	351C-460, Socket
MSD5543	289-302, Socket
MSD5544	1994-Up, Mustang, 5.0L
<b>Universal Fit</b>	
MSD5550	8-Cylinder, Multi-Angle Plug, HEI Cap
MSD5551	8-Cylinder, Multi-Angle, Socket/HEI
MSD5552	8-Cylinder, 90° Plug/90° Plug
MSD5553	8-Cylinder, 90° Socket/HEI Cap

### Multiple Spark Discharge

#### Digital 6A and 6AL Ignition Controls

MSD kept the same footprint as the traditional 6AL but lowered the profile for a sleek look. The wiring is all routed out one end of the unit through a sealed and locking connector, easing installation and keeping

the wiring neat and clean. The rev limiter was moved to the top of the housing for easy access to the two rotary dials that allow setting the limit in 100 rpm increments. Inside the Digital 6AL is a microprocessor that monitors and controls every firing and rev limit, and the ignition produces more power while drawing less current! The new Digital 6A and 6AL are supplied with the wiring harness and the components for installation. The 6AL is also supplied with vibration mounts. Both ignitions are compatible on 4-, 6-, or 8-cylinder engines with 12-volt, negative-ground electrical systems. Compatible with breaker points, amplifiers and magnetic pickups.



Part No.	Description
MSD6201	Digital 6A™ Ignition Control, Red
MSD62013	Digital 6A™ Ignition Control, Black
MSD6425	Digital 6AL™ Ignition Control, Red
MSD64253	Digital 6AL™ Ignition Control, Black



## Multiple Spark Discharge - Cont.

### Digital 6AL-2 Ignition Controls

The next generation of 6-Series ignition controls! This unit still has the 20° duration of multiple sparks, but with higher output to ensure complete combustion. There is a two-step, built-in rev control, but no RPM modules are needed. Adjustments are made in 100 RPM increments via four rotary dials. Available in black or red.



Part No.	Description
<b>MSD6421</b>	Red
<b>MSD64213</b>	Black

### Digital-6 Plus Ignition Controls

The Digital-6 Plus ignition control's advanced digital ignition technology offers outstanding power and efficiency. A 15 Megahertz micro-controller quickly analyzes critical ignition functions, outputs 135 millijoules and draws only .7 amps per 1000 RPM. Ideal for street/strip or race only vehicles, the Digital-6 Plus has two built-in rev limiters, a single retard stage and a start retard, both of which adjust with rotary switches rather than chips. Should be used with MSD8252 HVC coil. Available in black or red.



Part No.	Description
<b>MSD6520</b>	Red, Non-Programmable Box
<b>MSD65303</b>	Black, Programmable Box

### Blaster Ignition Coils

Blaster ignition coils are the best choice for dramatically improving the ignition system. All coils include coil boot, terminal, and ballast resistor (when required).



Part No.	Description	Ignition Applications
<b>MSD8203</b>	Blaster 2 Red Coil	MSD 6, 7 Or Stock Points
<b>MSD8202</b>	Blaster 2 Red Coil	Late Model Electronic
<b>MSD8223</b>	Blaster 3 Red Coil With Tall Coil Tower	Late Model Electronic
<b>MSD8222</b>	Blaster High Vibration Coil	MSD 6 or 7
<b>MSD8226†</b>	Blaster GM Dual Connector Coil	Late Model GM Electronic
<b>MSD8227†</b>	Blaster TFI Coil	Late Model Ford Electronic

† Use MSD8876 for a direct plug-in installation.

### Coil Wire Retainer

#### MSD8217

Retainer keeps the coil boot firmly connected to the coil tower on canister-style coils.



### Blaster SS Ignition Coil

#### MSD8207

A compact high-performance coil packed with power. The Blaster SS produces 300 milliamps with a 40,000-volt maximum output. Unique winding reduces the chances of voltage breakdown between the primary and secondary windings. Brass terminals and a sturdy Rynite housing make up a rugged coil package that is compatible with stock or capacitive ignitions. Vibration mounts included.



### Blaster HVC Coil

#### MSD8252

The Blaster HVC provides maximum power to street/strip vehicles equipped with MSD 6 ignition units. Coil windings are efficient and voltage can be stepped up for higher output because of the Blaster's low primary resistance. Vibration-proof mounts are included.



The all-new Atomic EFI system is easy to install (like installing a carburetor) and program (it's self-learning). Enjoy enhanced performance with improved drivability from idle to full throttle blasts. Program without a laptop to select parameters to match the engine, control fuel pump and electric fans, and adjust timing.

### Atomic EFI Master Kit

#### MSD2900

The Master Kit includes every component for an EFI conversion, including: Atomic Throttle Body, Atomic Power Module, wide-band oxygen sensor, Atomic hand-held programmer/monitor, and fuel pump kit with a 525 horsepower maximum fuel pump, filters, brackets, high-pressure hose, and installation hardware.



### Atomic EFI Basic Kit

#### MSD2910

The Basic Kit is for vehicles that already use an electric fuel pump (with return line), provides all the parts to convert to Atomic Power. Kit includes: throttle body, power module, wide band oxygen sensor, and handheld programmer/monitor.





## Atomic AirForce Intake Manifolds

Available for GM LS and LT1 engines, Atomic AirForce intake manifolds were designed using Computational Fluid Dynamic Modeling to optimize plenum volume and airflow paths for more power and responsiveness. The two-piece design provides easy access to runners for porting, while the direct flow path runner design helps maximize airflow. CARB-approved and 50-state legal.



Part No.	Description
<b>MSD2700</b>	Manifold LT1
<b>MSD2701</b>	Manifold LS7
<b>MSD27004</b>	Gray LT1 Intake Manifold
<b>MSD27003</b>	Black LT1 Intake Manifold
<b>MSD27013</b>	Black LS7 Intake Manifold
<b>MSD2702</b>	LS1/LS2/LS6 Intake Manifold
<b>MSD27014</b>	Gray LS7 Intake Manifold
<b>MSD27023</b>	Black LS1/LS2/LS6 Intake Manifold

## GM LS Engine Ignition Components

One of the hottest engines around is undoubtedly GM's Gen III, often referred to as the LS1, LS6, and LS7. Check out these fine MSD components that will make the LS Series engine even better.

### LS Series Ignition Controller

This new and improved LS ignition controller has all the great benefits of the 6LS controller. Programmable step retard, launch retard, and RPM rev limiters, plus many new features. Designed to fit most LS engines these new features include six pre-programmed timing tables, high-speed data acquisition, idle timing control, and individual cylinder timing. The rotary timing selector switch allows timing changes to be made on the fly. Compatible with all MSD, Accel, and GM LS coils, these new units are available in either black or red.



Part No.	Description
<b>MSD6014</b>	LS Series Engine Controller, Red
<b>MSD60143</b>	LS Series Engine Controller, Black

## Ford Modular Engine Ignition Components

### 6-Mod Ford Modular Ignition Controller

#### MSD6011

Retrofit a Ford 4.6L or 5.4L (SOHC/DOHC) with a carbureted intake manifold and use this new controller to handle the ignition chores. Unit plugs into the coil packs and sensors of the engine for a direct installation.

With a PC using Pro-Data+ software, the unit can be programmed for a custom timing curve, a step retard, two-step rev limiter, and even adjust vacuum advance.



## Ford Blaster Coil-On-Plugs

The new blaster coil-on-plugs are bolt-in replacements for many SOHC modular motors. The housing and installation are the same as the factory. Sold in sets of eight.



Part No.	Description
<b>MSD82428</b>	1999-04, 4.6L SOHC Ford
<b>MSD82448</b>	1999-04, 4.6L DOHC Ford
<b>MSD82438</b>	2005-07, SOHC Ford

## Late Model Blaster Coils for Gen III Hemi

Fire up the late model Hemi with a set of MSD's Blaster Coil packs. The coils are a direct bolt-in and deliver more spark energy than the factory models. Sold in packages of eight.



Part No.	Description
<b>MSD82568</b>	2003-05, Early Model
<b>MSD82558</b>	2006-08, Late Model

## Replacement Coils

Improved materials and windings create a stronger spark to burn the fuel mixture more efficiently for a smooth idle and improved mid-range RPM power.



Part No.	Description
<b>MSD8241</b>	MSD8224
<b>MSD8225</b>	MSD8231
<b>Part No. Description</b>	
<b>Ford 4-Tower Coil</b>	
<b>MSD8241</b>	Ford Coil Pack, 4-Tower, 1995-98 4.6L, DOHC/SOHC
<b>GM DIS Coil</b>	
<b>MSD8224</b>	GM 2-Tower Coil Pack (Mid 1980s-Late 1990s)
<b>INSTALLATION TIP!</b>	
For installation of an MSD DIS Ignition, use Interface Module <b>MSD8870</b> .	
<b>HEI GM</b>	
<b>MSD8225</b>	High Energy Unitized Coil For GM HEI Distributors
<b>GM Single Connector</b>	
<b>MSD8231</b>	GM Single Connector Coil, Used on 1996-99 Vehicles
<b>INSTALLATION TIP!</b>	
To install an MSD Ignition with this coil, use <b>MSD8877</b> Harness for a direct plug-in installation.	

## Coil Interface Module

### MSD8870

Install the interface module between factory GM ignition module and MSD8224 coils. Color-coded wires connect to the factory terminals and are made of Dupont Rynite, noted for its high dielectric strength.





## Soft Touch Rev Control

### MSD8728

Don't risk over-revving an expensive engine. MSD Soft Touch Rev Control works with standard points or inductive ignition systems. Smooth rev-limiting action "holds" engine at selected RPM without harsh backfires. Compatible with GM HEI, Ford, or Chrysler electronic, breaker point, or MSD 5 ignition systems. Adjust rev limit with plug-in modules. Modules for 6,000, 7,000, and 8,000 RPM are included.



## RPM Module Selectors

Plug this selector into an MSD Soft Touch Rev Control, or any other accessory that uses a plug-in module, and turn the knob to select from 12 RPM limits.



MSD8673

Part No.	Description
MSD8670	3000-5200 RPM Module Selector
MSD8671	4600-6800 RPM Module Selector
MSD8672	6000-8200 RPM Module Selector
MSD8673	7600-9800 RPM Module Selector

## Adjustable Low RPM Module


### MSD8677

Plugs into MSD Soft Touch Rev Control, 2- or 3-step module selector, RPM-activated switch, or shift light for selection of any RPM between 1000 and 3000 at the turn of a knob. Ideal for cars with automatic transmissions.



## RPM Module Kits

Each RPM module kit contains five modules. Modules are compatible with all MSD accessories that require modules. Kits are available in even and odd increments.



Part No.	Description
<b>Even Increments</b>	
MSD8743	3000, 3200, 3400, 3600, 3800
MSD8744	4000, 4200, 4400, 4600, 4800
MSD8745	5000, 5200, 5400, 5600, 5800
MSD8746	6000, 6200, 6400, 6600, 6800
MSD8747	7000, 7200, 7400, 7600, 7800
MSD8748	8000, 8200, 8400, 8600, 8800
MSD8749	9000, 9200, 9400, 9600, 9800
MSD8750	10,000, 10,200, 10,400, 10,600, 10,800
<b>Odd Increments</b>	
MSD87431	3100, 3300, 3500, 3700, 3900
MSD87441	4100, 4300, 4500, 4700, 4900
MSD87451	5100, 5300, 5500, 5700, 5900
MSD87461	6100, 6300, 6500, 6700, 6900
MSD87471	7100, 7300, 7500, 7700, 7900
MSD87481	8100, 8300, 8500, 8700, 8900
MSD87491	9100, 9300, 9500, 9700, 9900

## Shift Light

### MSD8952

The MSD Shift Light will light up at whatever RPM is specified by the RPM module installed. Uses any RPM module.



## Noise Filter

### MSD8830MSD

Quiets radio noise caused by the power cables of an MSD ignition system. The noise filter also removes voltage surges that could interfere with the operation of other MSD accessories, such as the Two Step.



## Mini-Stripper-Crimper

### MSD3503

The mini-stripper-crimper is used with a vise and single-edge razor blade to strip heli-core and super conductor wire. As the vise is tightened, even pressure is applied to the tool to make good, tight crimps.



## Pro-Crimp Tool

### MSD35051

The Pro-Crimp tool is a must for any tool box. Interchangeable jaws offer a variety of crimps. Hardened steel frame has molded hand grips.



## Cylinder Markers


### MSD3414

Cylinder markers save time and ensure that the plug wires are installed correctly. Molded plastic markers are available in 8.5mm wire sizes. Set of 8.



## Wire Separators


MSD's wire separators keep plug wires away from hot exhaust, and from each other to prevent inductive crossfire.



Part No.	Description
MSD8841	Dual Plug Wire Separators, 8mm
MSD8842	Dual Plug Wire Separators, 8.5mm

## Weathertight Sealed Connectors

Weatherproof nylon connectors are indexed to prevent mismatching and can withstand temperatures from -40°F to +257°F. Each terminal has its own tower, protected by self-lubricating seals to eliminate shorting. Positive locks emit an audible CLICK when they are securely connected. Five sizes, each with male tower, female shroud, pins, and seals are available.



Part No.	Description
MSD8170	6-Pin Connector
MSD8171	4-Pin Connector
MSD8172	3-Pin Connector
MSD8173	2-Pin Connector
MSD8174	1-Pin Connector



## Pin Extraction Tool

### MSD8193

When terminals must be removed from a Weathertight connector, the extraction tool can do the job without destroying the connector.



## Timing Light

### MSD8992

Uses solid state circuitry and a SCR (Silicon Controlled Rectifier) to provide accurate and stable timing signals from 0-8000 RPM. A linear Xenon flash tube and focused Fresnel lens supply a light that is intense enough for daytime use. Chrome-plated metal housing with rubber nose cone protects the lens. Also uses a metal inductive pickup that will not melt if touched by hot parts and may be connected to the plug wires in either direction so there is no chance of false readings. Light has 6-ft. lead, and can be used on 4-, 6-, and 8-cylinder engines with points or electronic ignitions.



## DynaForce™ Starters

Dynaforce Starters have a 3.4 HP motor and 4.4:1 gear reduction to easily turn over high-compression engines. Downsized design solves clearance issues with oil pans and exhaust. Billet aluminum mount can be clocked to provide various mounting options. Ball bearing-supported armature and pinion gear help ensure long life.



Part No.	Description
<b>MSD5095</b>	Chevy V8, 153- and 168-Tooth Flywheels, Red
<b>Note: Mount is for straight bolt pattern</b>	
<b>MSD50951</b>	Chevy 168-Tooth, Staggered Mount, Red
<b>MSD5096</b>	GM LS-Series Engines, Red
<b>MSD5090</b>	Ford Small Block, 289-351W, Red
<b>MSD50901</b>	Ford Small Block, V8, 3/8" Depth, Red
<b>MSD5092</b>	Ford Big Block, 351M, 400, 429, Red
<b>MSD5097</b>	Pontiac/Olds 326, 455, Red
<b>MSD50903</b>	Black Ford 289-351W
<b>MSD50933</b>	Black Ford FE Engines
<b>MSD509503</b>	Black Chevy V8 Starter Mount
<b>MSD50963</b>	GM LS1-LS7, Black
<b>MSD509513</b>	Chevy V8 Staggard Mount, Black
<b>MSD509813</b>	Chrysler 318-440, Black

## Universal Super Conductor 8.5mm Spark Plug Wire Sets

Sets are for V8 engines and have factory installed spark plug boots and terminals. Distributor end boots and terminals are supplied, but not crimped on. Wires are extra long to fit most applications. Mini-stripper crimper is included to ease installation.

### Black Super Conductor Wire Set **MSD31223**

### Red Super Conductor Wire Set **MSD31229**

For late model HEI spark plug-top distributor caps (Ford Duraspark or MSD Cap-A-Dapt). 90° spark plug boots installed. 90° distributor boots and terminals included.



### Black Super Conductor Wire Set **MSD31193**

### Red Super Conductor Wire Set **MSD31199**

Includes terminals for 8-cylinder engines with early-type (socket) and late-type (HEI spark plug-top) distributor caps. Multi-angle boots and terminals are factory installed on one end.



### Black Super Conductor Wire Set **MSD31233**

### Red Super Conductor Wire Set **MSD31239**

Set includes terminals for engines with early type (socket) and late-type (HEI spark plug-top) distributor caps. 90° boots and terminals are factory installed on one end.



### Black Super Conductor Wire Set **MSD31183**


### Red Super Conductor Wire Set **MSD31189**

For engines with late model-type (HEI spark plug-top) distributor caps. Multi-angle boots and terminals are installed on one end. 90° boots and terminals are included.



### Red Super Conductor Wire Sets

For late model LT-1 engines, sets have boots and terminals installed with a choice of straight or 90° boots loose.



Part No.	Description
<b>MSD32129</b>	LT-1 V8, Straight Plug Boots
<b>MSD32139</b>	LT-1 V8, 90° Plug Boots

### Black Super Conductor Wire Set **MSD31523**

### Red Super Conductor Wire Set **MSD31529**

For early Chrysler Hemi V8 engines, kits include Hemi tubes and HEI-style boots and terminals for distributor cap.



### Black Super Conductor Wire Set **MSD32073**

### Red Super Conductor Wire Set **MSD32079**

For GM Gen-III engines including the LS1 or LS6, wires are ideal when relocating the coils. Both 90° and multi-angle boots are supplied.



### Red Super Conductor Wire Set **MSD31889**

A wire set made specifically for Ford 4.6/5.4 DOHC modular engines.





## Custom Fit 8.5mm Super Conductor Spark Plug Wire Sets

8.5mm Super Conductor wire has extremely low resistance and high RFI (radio frequency interference) suppression; a combination which would seem to defy the laws of physics. The low resistance is achieved through a helically wrapped, copper-alloy conductor which is then wrapped around a ferromagnetic-impregnated center core.

Model/Engine	Super Conductor Red	Super Conductor Black
<b>Chevrolet</b>		
1971-74 307, 327, 350, V8 Socket, Wires Over Valve Covers	MSD31659	MSD31653
1975-82 267, 305, 350, 400 V8 with HEI, Wires Over Valve Covers	MSD31359	MSD31353
1975-82 All 350 Corvette, V8 with Long Wires Below Exhaust Manifold	MSD31769	MSD31763
1977-87 All 366, 427, 454, V8 with HEI	MSD31779	MSD31773
1984-91 Corvette 350 TPI, V8 with HEI	MSD31459	-
<b>Chrysler/Plymouth/Dodge</b>		
1973-On 318, 340, 360 with Stock Distributors, Socket Style	MSD31309	-
<b>Ford</b>		
1977-93 Mustang, Thunderbird, LTD, Granada, 302 (5.0L), V8 with HEI	MSD31329	MSD31323
1970-76 302 Cars with HEI	MSD35399	-
1965-76 351C, 351W, 352, 390, 400, 429, 460 Car Socket Style	MSD31389	MSD31383
1965-76 351C, 351W, 352, 390, 400, 429, 460 Car with HEI Cap	MSD35389	MSD35383
<b>Oldsmobile</b>		
1974-83 Cutlass, Delta, Tornado, All 260, 307, 350, 403, 455 with HEI	MSD31369	MSD31363
<b>Pontiac</b>		
1975-92 Firebird, Grand-Am, LeMans, All 260, 265, 301, 350 without Turbo, with HEI	MSD31369	MSD31363
1981-Up Firebird, Grand Am, LeMans, Grand Prix	MSD31409	-

## Super Conductor 8.5 mm Race Spark Plug Wire Sets

8.5 mm Spark Plug Wires have extremely low resistance and high RFI (radio frequency interference) suppression. The low resistance is achieved through use of a helically wrapped, copper alloy conductor which is then wrapped around a ferro-magnetic impregnated core. Super Conductor wire sets are available in red (part number ends in 9) or black (part number ends in 3).



Application	Style	Super Conductor Set Red	Super Conductor Set Black
<b>Small Block Chevy</b>			
MSD/Socket Cap, Wires Under Headers*	Socket	MSD31599	MSD31593
MSD/Socket Cap, Wires Over Valve Covers*	Socket	MSD31659	MSD31653
MSD/HEI Style Cap, Wires Over Valve Covers†	HEI	MSD31359	MSD31353
MSD/HEI Style Cap, Wires Under Headers†	90°	MSD31249	MSD31243
MSD/HEI Style Cap, X-Long Wires Under Headers†	HEI	MSD31769	MSD31763
Crab Cap With HEI Terminals, Wires Under Headers	HEI	MSD30479	-
<b>Small Block Ford</b>			
Late MSD/HEI Style Cap	HEI	MSD31329	MSD31323

\* Early style. † Late style.



## Carbureted Applications

### "Hitman" System for Holley 4bbl

#### NXS40040-10

The "Hitman" is an economical beginner system with a Pure-Flo bottle valve and stainless steel bottle brackets. It's adjustable to 100, 150, and 200 horsepower levels. Fits Holley 4150 series 4-barrel carburetors

and includes spray bar plate, nitrous and fuel solenoids, stainless steel line, ten-pound bottle, brackets, hardware, and installation instructions.



### "Phase 3" System for Holley 4bbl

#### NXS30040-10

An entry-level system, the "Phase 3" has six power settings for 50-500 horsepower. System includes spray bar plate, large nitrous and fuel solenoids, 14 feet of stainless steel line, ten-pound bottle

with stainless steel brackets, heavy-duty 6-amp relay, hardware, and instructions. Race fuel required beyond 150 horsepower setting.







## Remote Bottle Opener

### NXS11107

After five years of research and development, Nitrous Express introduces the "Next Generation" remote bottle opener, which prevents surging and horsepower loss. Complete with a Weatherpack wiring kit and hardware.



## Ford 4.6L 2-Valve Plate System

### NXS20946-10

Boost 4.6L V8 output by 50 to 150 horsepower and tons of torque at the rear wheels. Kit uses "spray barless" technology and includes Pure-Flo 45 bottle valve, a ten-pound bottle, billet nitrous plate and all horsepower settings, hardware, and full-color instruction manual.



## EFI Applications

### Stage One EFI Single Nozzle

#### "Shark" System

### NXS20922-10

Stage One Ford EFI system is for import or domestic applications. The patented "Shark" nozzle is fully adjustable in 35, 50, and 75 horsepower increments for 4- and 6-cylinder engines. Add up to 150 horsepower for V8s. Kit includes stainless steel line, nitrous filter, fittings, ten-pound bottle, Pure-Flo bottle valve, stainless steel bottle brackets, switches, hardware, and instructions.



## 5.0L Foxbody EFI Nitrous Plate System

### NXS20955-10

Designed for the 1986-93 Mustang GT, the Nitrous Express plate system replaces spraybars with a billet plate for maximum atomization and distribution. The 75mm inner diameter plate installs in place of the factory EGR spacer for easy installation. Smaller inner diameter inserts are available, if needed. Included fuel line adapter simplifies installation and eliminates the need to cut fuel lines. Systems include extra-long braided stainless steel N2O and fuel lines, master arming switch, relay, relay harness jetting for 35, 50, 75, 100, 125, 150, 200, and 250 WHP, and required installation hardware.



## Nitrous Accessories

Part No.	Description
NXS15509	-4AN Nitrous Flo-Thru Pressure Gauge, Includes Manifold
NXS15600	-4AN Nitrous Purge Valve, Includes Manifold, Push Button and Vent Tube
NXS15601	-6AN Nitrous Purge Valve, Includes Manifold, Push Button and Vent Tube
NXS11712L	Blow-off Safety Disc 3000 psi
NXS11721	-4AN Bottle Nipple for New Lightning 45 Valve
NXS11722	-6AN ORB Bottle Nipple Fitting
NXS11724	-4AN Bottle Nipple for Lightning 500 Valve
NXS11725	-6AN Bottle Nipple for Lightning 500 Valve





## Phoenix Direct Drive System

All NVU 6-gauge kits with programmable speedometer have the new unique Phoenix Direct Drive system. NVU Direct Drive is a new way to wire up multiple gauge kits to make installation easier, faster and trouble-free. Step 1: Connect power, ground, lights, and sensors (this is the hardest part). Step 2: Plug AMP connectors into the speedo and tach. Step 3: Plug the 2-1/16" gauge harness into the appropriate socket on the drive board, program, and that's it!



## Gen II 1970-78 Camaro Gauge Package

### NVG01670-03

Engineered as a direct replacement for the 1970-78 Gen II Camaro gauge



packages offer a factory installed look without the need for any modifications or cutting. Each package is sold complete with 4-3/8" diameter speedometer, 4-3/8" diameter tachometer, water temperature gauge, oil pressure gauge, volt meter, fuel level gauge, center mount shift indicator, necessary senders, and mounting bracket. Come in white and black faced dials. Phoenix Direct Drive System.

Part No.	Description
NVG01670-01	1970-78 Camaro, Performance, Black
NVG01670-03	1970-78 Camaro, Performance, White

## Woodward Series

The Woodward Series, the original period style instruments.

The Woodward Series features bold, wrap-around Deco stainless steel styled bezels with 30's-40's



NVG37205-02

style gauge face graphics and an exclusive chrome inner accent ring that stands out under the domed glass lens. The Woodward Series adds a luxurious look to any classic truck build. Programmable speedometer features stepper motor technology that is easy to configure: hit the button, drive a mile, hit again, and you're done! The programable fuel level gauge has dip switches to set the correct sender Ohm rating. Features Phoenix Direct Drive System. Made in the USA.

Part No.	Description
NVG47372-01	1947-53 Chevrolet/GMC Truck 3-1 Black
NVG47372-02	1947-53 Chevrolet/GMC Truck 3-1 Beige
NVG37205-02	Universal 4-3/8" Gauge Kit, Beige

## 1967-72 GM Truck Retro Package

### NVG73731-01

The handcrafted Retro gauge package is a direct replacement that offers that factory look. Best of all, there is no need for any cutting or modifications. The package includes 4-3/8" diameter speedometer, 4-3/8" diameter tachometer, a fuel gauge 0-90 Ohms, water temperature gauge, oil pressure gauge, volt meter, all necessary senders, a remote programming button, brackets, and mounting hardware. Phoenix Direct Drive System.



## 1969-70 Mustang 67 Series

### NVG67408-01

1969-70 Mustang gauges and kits from NVU offer a factory installed finish with



graphic styles to suit the theme of your ride. Each kit has everything you need to install in the factory gauge bezel. Brackets install in about 15 minutes, with no grinding or cutting. Phoenix Design System.

## Performance & Performance II Series Direct-Fit Truck Gauge Kits

Performance Series gauges offer great OEM-style performance graphics with a modern and



NVG73026-01

racy look, a perfect match for Pro-touring builds or any vehicle that wants an updated look. They feature bold design with modern pointers, perimeter incandescent lighting, and new ranges to match today's power plants. Performance II Series Instruments have the combined style of European sports car and racing gauges. This performance look has a classic gauge feel without the look of a racing gauge. Full-sweep stepper motors provide higher dial resolution, with blue LED back-lighting at night. 6-gauge kit panels OEM dash fitment. Phoenix Direct Drive System.

Part No.	Description
NVG73011-01	1967-72 Chevy Truck Performance Black
NVG73026-01	1973-87 Chevy F/S Performance II Black
NVG89101-03	1988-94 GM Truck F/S Performance Speedo White

### Hurricane Engine-Driven Fan Shrouds

Hurricane fan shrouds are designed for a precise fit with many popular Northern radiators. Constructed from fully formed, .063" aircraft aluminum, shrouds utilize an adjustable, 3"-tall collar for use with 15"-20" diameter fans, and may be used with crossflow or downflow radiators. Sold complete with necessary hardware and instructions.



Part No.	Northern Radiator Applications
<b>NRAZ40021</b>	205147, 205152, 205165, 205166, 209601B, 209613, 209617, 209671, 209675, 209635, 209636
<b>NRAZ40022</b>	205148, 205153, 205167, 205168, 205186, 209602B, 209614, 209618, 209624, 209625, 209638, 209639, 209672, 209676
<b>NRAZ40023</b>	205027, 205056, 205062, 205063, 205066, 205149, 205154, 209603B, 209615, 209619, 209626, 209627, 209640, 209641, 209673, 209677
<b>NRAZ40026</b>	205026, 205060, 205061, 205065

### Silicone V8 Engine Coolant Plumbing Kit

#### NRAZ71051

Universal kit includes straight, 45° and 90° reinforced silicone coolant hoses, and straight and 45° angle mandrel-bent, aluminized steel tubes.



### High-Efficiency Transmission Oil Cooler Kits

Lightweight, compact, and efficient, coolers provide reduced transmission oil temperatures, thereby increasing durability. Each kit is sold complete with mounting hardware, hose, and fittings.



Part No.	Description
<b>NRAZ18027</b>	Transmission Oil Cooler Kit, 9-3/4" x 5-3/4" x 1-1/4" Overall
<b>NRAZ18028</b>	Transmission Oil Cooler Kit, 16-1/4" x 8" x 1-1/2" Overall

### High-Efficiency Fan Control Kit

#### NRAZ18350

Cooling fan controller uses pulse width modulation to help maximize cooling efficiency. Features a 40-amp capacity, A/C override, and overheating protection. Included 180°F temperature sensor.



### Dual 11" Electric Fan and Shroud Kit

#### NRAZ40075

Dual 12V 11" electric fans work with mounted in durable aluminum shroud move up to 2726 CFM of air while drawing just 28 amps. Overall dimensions 18-1/8" x 22-3/8" x 4-3/8". Wiring harness and controller not included.



### GM LS1 Problem Solver Connection Kit

#### NRAZ17625

Problem Solver kit includes the necessary radiator connections to allow compatibility with GM LS1 engines. Kit includes aluminum 1-3/8" and 1-1/2" hose connections, and coolant temperature bung.



### Stic-Tite Radiator Repair

#### NRAZ12156

Repair aluminum radiator leaks quickly and effectively. Stic-Tite is easy to use and apply; simply heat surface until product begins to melt and follow by applying a generous amount to desired area.



### Radiator Modification Kit

#### NRAZ12013

Includes all of the components from the Custom Radiator Kit: one 1-1/2" hose connection, one 1-3/4" connection, one billet aluminum filler neck, one overflow tube, one weld-on bung, and one draincock.



### Relay and Temperature Switch Kit

#### NRAZ40078

Designed for fan assemblies drawing less than 40 amps, switch is set to activate fan at 185°F and turn it off at 165°F. Includes wiring harness and single-wire 3/8"NPT stainless steel temperature switch.



### Radiator Accessories


Part No.	Description
<b>NRAZ12014</b>	Radiator Flange Mounting Brackets, 2 Pcs.
<b>NRAZ12130</b>	Universal Rubber Mounting Pads, 1-3/4" x 6-3/16", 2 Pcs.
<b>NRAZ12160*</b>	Radiator Mounting Kit, Includes (2) Upper & (2) Lower Mounts

\*Requires use of (2) NRAZ21230 rubber mounting pads



## Muscle Car & Hot Rod Radiators

Application-specific aluminum radiators are lighter than OEM copper/brass units, yet offer up to 75% more cooling capacity. Radiators are manufactured using reinforced, die-stamped tanks, thick hose connections, billet-machined filler necks, and all-welded construction. Models for automatic transmissions include high-performance, 7-plate internal oil coolers.



Part No.	Description	Overall Dimensions	Inlet	Outlet
<b>Muscle Car Radiators</b>				
<b>NRA205026*</b>	1964-86 GM Cars	33" x 18-3/8" x 3-1/8"	Dual 1-5/16"/1-1/2"	1-1/2"
<b>NRA205055*</b>	1964-85 GM Cars	32-15/16" x 18-3/8" x 3-1/8"	Dual 1-5/16"/1-1/2"	1-1/2"
<b>NRA205027*</b>	1967-87 GM Full-Size Cars/1973-81 Trucks, A/T	30-3/4" x 18-3/8" x 3-1/8"	1-5/16"-1-1/2"	1-1/2"
<b>NRA205056*</b>	1967-87 GM Full-Size Cars/1973-81 Trucks, M/T	30-3/4" x 18-3/8" x 3-1/8"	1-5/16"-1-1/2"	1-1/2"
<b>NRA205072</b>	1967-69 Camaro/Firebird, A/T	25-7/8" x 18-7/8" x 3-1/8"	1-1/2"	1-3/4"
<b>NRA205125</b>	1967-69 Camaro/Firebird, M/T	25-7/8" x 18-1/2" x 3-1/8"	1-1/2"	1-3/4"
<b>NRA205133</b>	1967-69 Camaro SS, A/T	27-3/4" x 18-7/8" x 3-1/8"	1-1/2"	1-3/4"
<b>NRA205184</b>	1967-69 Camaro SS, M/T	27-3/4" x 18-7/8" x 3-1/8"	1-1/2"	1-3/4"
<b>NRA205028*</b>	1966-88 GM Cars, A/T	25-3/8" x 18-5/8" x 3-1/8"	Dual 1-5/16"/1-1/2"	1-1/2"
<b>NRA205179</b>	1967-72 Chevy Truck A/T	32-3/4" x 18-3/8" x 3-1/8"	1-1/2"	1-3/4"
<b>NRA205030</b>	1964-66 Mustang/1963-68 Comet, A/T	20-1/4" x 18-1/2" x 3-1/8"	1-1/2"	1-3/4"
<b>NRA205132</b>	1967-69 Ford Mustang, A/T or M/T	19-7/8" x 25-1/2" x 3-1/8"	1-1/2"	1-3/4"
<b>NRA205064</b>	1964-66 Ford/1960-65 Mercury, A/T or M/T	20-1/4" x 18-1/2" x 3-1/8"	1-1/2"	1-3/4"
<b>NRA205070</b>	1971-76 Chrysler Cars, A/T	26-1/4" x 18-1/2" x 3-1/8"	1-1/2"	1-3/4"
<b>NRA205071</b>	1966-78 Mopar, Dodge, Dart, Charger, Challenger	26-1/4" x 18-1/2" x 3-1/8"	1-1/2"	1-3/4"
<b>NRA205065</b>	1973-91 GM HD Trucks	33" x 18-1/8" x 3-1/8"	Dual 1-5/16"/1-1/2"	1-1/2"
<b>NRA205069</b>	1992-93 Blazer, 1988-200 C/K Pickup, 1992-93 Suburban	38-1/2" x 18-5/16" x 3-1/8"	1-1/4"	1-1/2"
<b>NRA205214</b>	1967-70 Mustang, 1968-70 Cougar, 1971-73 Maverick, Comet, 1964-68 Galaxie	19-3/4" x 21-7/8" (Includes Brackets x 2-1/2"	1-1/2" Upper Right	Lower Right
<b>NRA205137</b>	1967-69 Mustang, 1968-69 Mercury Cougar	19-7/8" x 25-1/2" x 3-1/8"	1-1/2"	1-3/4"
<b>NRA205138</b>	1982-94 Ford Ranger W/V8 Conversion	21-5/8" x 15-7/8" x 3-1/8"	1-1/2"	1-1/2"
<b>NRA205183</b>	1955-57 Chevy Belair, Caprice, Impala with LS Engine Conversion	31" (36 Including Brackets) x 15-1/4" x 3"	1-3/8" Right	1-1/2" Right
<b>NRA205066</b>	1977-82 Corvette, A/T	29-7/8" x 18-1/2" x 3-1/8"	1-1/4"	1-1/2"
<b>NRA205059</b>	1964/1/2-66 Mustang, 1960-67 Ford/Mercury, M/T	20-1/4" x 18-1/2" x 3-1/8"	1-1/2"	1-3/4"
<b>NRA205198</b>	1960-76 Dodge/Plymouth "A" Body, 318/340, A/T	21-3/4" x 21-3/4" x 3-1/4"	1-1/2"	1-3/4"
<b>NRA205199</b>	1960-76 Dodge/Plymouth "A" Body, 318/340, M/T	21-3/4" x 21-3/4" x 3-1/4"	1-3/4"	1-3/4"
<b>NRA205122</b>	1955-57 Chevy, A/T	22-3/4" x 22-1/2" x 3-1/8"	1-1/2"	1-3/4"
<b>NRA205142</b>	1955-57 Chevy w/ Crossflow Conversion, A/T	31" x 16" x 3-1/8"	1-1/2"	1-3/4"
<b>Hot Rod Downflow Radiators</b>				
<b>NRA205155</b>	1950s-60s Medium/Compact, Ford/Chrysler Hose, A/T	20-1/4" x 19-3/4" x 3-1/8"	1-1/2"	1-3/4"
<b>NRA205156</b>	1950s-60s Medium/Compact, GM Hose, A/T	20-1/4" x 19-3/4" x 3-1/8"	1-1/2"	1-3/4"
<b>NRA205159</b>	1930s-50s Medium, GM Hose, A/T	27" x 19-3/4" x 3-1/8"	1-1/2"	1-3/4"
<b>NRA205191</b>	Mopar B & E Body Style with Original 26" Core	23-5/8" x 25-3/8" (29 1/4" Including Brackets) x 3-1/8"	1-1/2"	1-3/4"

\* Radiators include 5/8" capped heater return.

# NOCO®

## Battery Charging Accessories

Part No.	Description
<b>NOCA202</b>	Battery Corrosion Preventative, for Battery Terminals, Cables, Etc., Aerosol 12.25 oz.
<b>NOCB603</b>	Battery Corrosion Terminal Protectors, Provides a Barrier against Acid Fumes, Package of 50
<b>NOCGC001</b>	X-Connect Battery Clamp Connector, Allows Quick Battery Charger Connection
<b>NOCGC002</b>	X-Connect Eyelet Terminal Connector, Allows Quick Battery Charger Connection
<b>NOCGC004</b>	X-Connect 10' Extension Cable



NOCA202



NOCB603



NOCGC001

NOCGC004

## GENIUS5 5-Amp Battery Charger and Maintainer

### NOCGENIUS5

Compact, lightweight, and portable, the 5-amp Genius5 may be used to charge 6V and 12V lead-acid and 12V lithium-ion batteries up to 120 amp-hours. Unit may also be used as a battery maintainer to keep starter and deep-cycle batteries fully charged. Safely monitors battery actively with zero overcharge, and can charge completely dead batteries.



## GENIUS10 10-Amp Battery Charger and Maintainer

### NOCGENIUS10

Automatic portable battery charger is compatible with 6V and 12V lead-acid and 12V lithium-ion batteries. Capable of charging batteries up to 230 amp-hours, unit may also be used as a battery maintainer to keep starter and deep-cycle batteries fully charged. Force Mode allows charging of even completely dead batteries.



## GB40 1,000-Amp UltraSafe Lithium Jump Starter

### NOCGB40

Portable lithium-ion powered battery jump starter offers 1,000 amps for jump starting a dead battery in seconds. Safe and easy to use, unit provides spark-proof connections and reverse polarity protection. Jump starter has the ability to jump gas engines up to 6 liters and diesel up to 3 liters.



**Note:** For use with lead-acid batteries only.

## GB150 4,000-Amp UltraSafe Lithium Jump Starter

Powerful lithium-ion battery jump starter delivers 4,000 amps of power, sufficient to jump gas and diesel engines up to 10 liters and more. The GB150 can also power tire inflators, power inverters, and more. May also be used to charge USB devices including phones, tablets, etc. Easy and safe to use, unit includes spark-proof connections and reverse polarity protection. Heavy-duty molded EVA case available (sold separately).



Part No.	Description
<b>NOCGB150</b>	GB150 UltraSafe Lithium Jump Starter
<b>NOCGBC015</b>	EVA Protective Case For GB150 Jump Starter

**Note:** For use with lead-acid batteries only.

## GENIUS2X4 4-Bank Battery Charger and Maintainer

### NOCGENIUS2X4

Capable of charging four different batteries at the same time with 2 amps per bank, the G4 automatic battery charger and maintainer may be used to charge 6V and 12V lead-acid and AGM batteries, and 12V lithium-ion batteries up to 40 amp-hours. Safely monitors battery status with zero overcharge.



## GENIUS2 2-Amp Battery Charger and Maintainer

### NOCGENIUS2

Weighing just over a pound, the Genius2 2.0-amp charger and maintainer is compact and easy-to-use. May be used to charge motorcycle, ATV, snowmobile, personal watercraft, and lawn mower and other small batteries, while also functioning as a battery maintainer for cars, boats, and RV's. Use the Force Mode to charge even completely drained batteries. Charges 6V and 12V lead-acid, AGM, and lithium-ion batteries up to 40 amp-hours.



## GB70 2,000-Amp UltraSafe Lithium Jump Starter

Powerful, lightweight GB70 has the ability to jump start gas engines up to 8 liters and diesel engines up to 6 liters. Unit additionally doubles as a portable power source for recharging USB devices including phones, tablets, etc. Safe and easy to use, unit provides spark-proof connections and reverse-polarity protection. Heavy-duty molded EVA case available (sold separately).



Part No.	Description
<b>NOCGB70</b>	GB70 UltraSafe Lithium Jump Starter
<b>NOCGBC014</b>	EVA Protective Case for GB70 Jump Starter

**Note:** For use with lead-acid batteries only.

## 1-Bank 5-Amp On-Board Battery Charger

### NOCGEN5X1

Innovative, GEN5X1 on-board battery charger is designed to charge and maintain a single 12-volt battery. Unit can charge starter and deep-cycle batteries up to 120 amp-hours. Includes spark-proof technology and reverse-polarity protection. Compatible with Wet, Gel, AGM, lithium-ion, and maintenance-free batteries. Available AC port plug eases on-board battery charger power access.



Part No.	Description
<b>NOCGCP1</b>	AC Port Plug with Extension Cord



## Powershot™

### NOS05001

Gain up to 125 horsepower. Powershot 1/2" injector plate fits between carburetor and intake manifold. Built-in spray bars simultaneously inject fuel and nitrous at the touch of a button. Easily installed kit includes a ten-pound bottle, nitrous and fuel solenoids, injector plate, filters, fittings, switches, braided stainless steel AN hose, and hardware. For V8 Holley 4-Barrel only.



## Super Powershot™

### NOS05101

Super Powershot's has adjustable power levels of 50 to 150 additional horsepower. Thin 1/2" injector plate fits between the carburetor and intake manifold. Includes ten-pound nitrous bottle, nitrous and fuel solenoids, injector plate, filters, fittings, jets, switches, stainless steel hose, and installation hardware. For V8 Holley 4-barrel only.



## Sniper™

### NOS07001

Take out the competition with an economical "plain wrap" nitrous system, capable of an additional 50-150 horsepower. Includes ten-pound nitrous bottle, -6AN stainless steel line, injector plate, solenoids, fittings, switches, filters, and hardware for installation. For Holley 4-barrel.



## Cheater™

### NOS02001

Meets the needs of the serious street enthusiast using a Holley 4-barrel who wants an extra 150 to 250 horsepower. Utilizes a 1/2" thick injector plate that fits between the carb and manifold. Includes a full ten pound nitrous oxide bottle, NOS and fuel solenoids, filters, four stages of jets, hoses, and all hardware for installation.



## Nitrous Accessories

### Purge Valves

The primary purpose of a purge valve is to release trapped air gaseous nitrous from ensure consistent per



Part No.	Description
NOS16030	-4AN Line
NOS16032	-6AN Line

## Ntimidator™ Illuminated LED

### Purge Kit

#### NOS16039

Unique purge kit has a bright blue LED to illuminate a four-foot plume of nitrous from the purge nozzle. Installs easily with common hand tools. Fits all nitrous kits with a -4AN feed line.



## Bottle Brackets

Steel construction, black vinyl-coated brackets securely hold bottle at the proper angle for maximum flow.



Part No.	Description
NOS14125	10 lb. and 15 lb. New Style Bottle, 7" Dia. Steel
NOS14140	10 lb. and 15 lb. Quick-Release Hinged Aluminum Bracket

## Bottle Components

Part No.	Description
NOS16160	Nitrous Bottle Valve Blow Down Tube
NOS16169	Racer Safety Blow-Off Cap with Diffuser, -8AN, 2nd Gen.



## Micro Throttle Switch

### NOS15640

Full-throttle activation is possible with the NOS Micro Switch. Prevents system activation at less than full throttle.





## Optima Batteries

The OPTIMA RedTop battery delivers high-power cranking ability with greater resistance to the biggest causes of battery failure. The RedTop is commonly used in hot rods, off-road vehicles, and other applications where a leak-proof, high-power, long-lasting starting battery is ideal.

Part No.	Voltage	Cold Cranking Amps @		Reserve Capacity	Capacity (C/20 Rate)	Internal Resistance	Dimensions			Weight (lbs.)	Post Type	Group/Type #
		0°F	32°F				Length	Width	Height			
OPT8004-003	12V	800	1000	100	50	.0030	10-1/16"	6-15/16"	7-7/8"	38.8	Dual SAE/GM	34/78
OPT8022-091	12V	720	910	90	44	.0030	9-3/8"	6-13/16"	7-3/4"	33.1	Dual SAE/GM	75/25
OPT8025-160	12V	720	910	90	44	.0030	9-3/8"	6-3/4"	7-11/16"	31.7	SAE Post	25
OPT8002-002	12V	800	1000	100	50	.0030	10-1/16"	6-7/8"	7-7/8"	37.9	SAE Post	34
OPT8003-151	12V	800	1000	100	50	.0030	10-1/16"	6-7/8"	7-7/8"	37.9	SAE Post	34R
OPT8020-164	12V	720	910	90	44	.0030	9-3/8"	6-3/4"	7-11/16"	31.7	SAE Post	35
OPT8078-109	12V	800	1000	100	50	.0030	10-1/16"	7-5/16"	7-1/4"	39.5	Side Terminal	78
OPT8010-044	6V	800	1000	100	50	.0019	10-1/16"	3-5/8"	8-1/8"	18.5	SAE Post	N/A



The OPTIMA YellowTop is one of the only true dual-purpose batteries available. It is commonly used in any application that demands cranking power and heavy cycling.

Part No.	Voltage	Cold Cranking Amps @		Reserve Capacity	Capacity (C/20 Rate)	Internal Resistance	Dimensions			Weight (lbs.)	Post Type	Group/Type #
		0°F	32°F				Length	Width	Height			
OPT8014-045	12V	750	870	120	55	.0028	10-1/16"	6-15/16"	7-7/8"	43.5	Dual SAE/GM	34/78
OPT8042-218	12V	620	770	100	48	.0030	9-3/8"	6-13/16"	7-3/4"	37.8	Dual SAE/GM	75/25
OPT8012-021	12V	750	870	120	55	.0028	10-1/16"	6-7/8"	7-7/8"	42.9	SAE Post	34
OPT8040-218	12V	620	770	100	48	.0030	9-3/8"	6-3/4"	7-11/16"	36.4	SAE Post	35
OPT8071-167	12V	450	575	66	38	.0046	9-5/16"	5-1/16"	8-15/16"	26	SAE Post	51
OPT8073-167	12V	450	575	66	38	.0046	9-5/16"	5-1/16"	8-15/16"	26	SAE Post	51R
OPT8171-767	12V	450	575	66	38	.0046	9-5/16"	5-1/16"	8-15/16"	26	Thin Post T1	S46B24R
OPT8050-160	12V	900	1125	155	75	.0025	12-13/16"	6-9/16"	9-3/8"	59.8	3/8" Stainless Stud	31T
OPT8051-160	12V	900	1125	155	75	.0025	12-3/16"	6-9/16"	9-3/8"	59.8	SAE Post	31A
OPT8037-127	12V	830	1025	140	66	.0025	12-3/16"	6-13/16"	8-3/4"	53.2	SAE Post	27F



The OPTIMA BlueTop battery has all the valuable characteristics of its two brothers - the RedTop and YellowTop. It's perfect for on-board electronics or stereo systems and RV's with "creature comforts" that tend to drain batteries quickly. The BlueTop is the battery for those who simply need a sure-starting, strong-cranking, maintenance-free power source.

Part No.	Voltage	Cold Cranking Amps @		Reserve Capacity	Capacity (C/20 Rate)	Internal Resistance	Dimensions			Weight (lbs.)	Post Type	Group/Type #
		0°F	32°F				Length	Width	Height			
OPT8027-127	12V	800	1000	140	66	.0025	12-3/16"	6-13/16"	8-3/4"	53.8	Dual SAE 5/16" Stainless Stud	27
OPT8006-006	12V	800	1000	100	50	.0030	10-1/16"	6-7/8"	7-15/16"	38.4	Dual SAE 5/16" Stainless Stud	34
OPT8016-103	12V	750	870	120	55	.0028	10-1/16"	6-7/8"	7-15/16"	43.5	Dual SAE 5/16" Stainless Stud	34
OPT8052-161	12V	900	1125	155	75	.0025	12-13/16"	6-9/16"	9-3/8"	59.8	Dual SAE 5/16" Stainless Stud	31





## Odyssey Battery

Odyssey batteries provide up to twice the overall power and three times the life compared to traditional batteries. 12-volt batteries are offered for a wide variety of applications including automotive, racing, marine, commercial, and powersports.

Battery Type	Terminal	CCA	CA	BCI Group Size	Length in. (mm)	Width in. (mm)	Total Height in. (mm)	Weight (lbs)
<b>Extreme Series</b>								
ODYPC310	M4 Receptacle	100	200	—	5.43 (138.0)	3.90 (99.0)	3.98 (101.0)	5.9
ODYPC545	M6 Female	185	240	—	7.00 (177.8)	3.38 (85.9)	5.17 (131.3)	11.5
ODYPC545MJ	M6 Female	185	240	—	7.00 (177.8)	3.38 (85.9)	5.17 (131.3)	12
ODYPC680	M6 Female	220	300	—	7.27 (184.7)	3.11 (79.0)	6.67 (169.4)	15.4
ODYPC680MJ	M6 Female	220	300	—	7.27 (184.7)	3.11 (79.0)	6.67 (169.4)	16
ODYPC625	M6 Stud	265	350	—	6.70 (170.2)	3.90 (99.0)	13.2 (6.0)	13.2
ODYPC925	M6 Female	380	500	—	6.64 (168.6)	7.05 (179.0)	5.04 (128.0)	26
ODYPC925T	SAE	330	610	—	6.64 (168.7)	7.05 (179.1)	5.83 (148.0)	23.8
ODYPC925MJT	SAE	380	500	—	6.64 (168.6)	7.05 (179.0)	5.04 (128.0)	26.5
ODYPC950	M6 Stud	400	600	—	9.8 (250.0)	3.8 (97.0)	6.1 (156.0)	20.0
ODYODS-AGM40E	M6 Stud	500	650	—	9.8 (250.0)	3.8 (97.0)	8.1 (205.7)	27.5
ODYPC1200MJT	SAE	550	725	—	7.87 (199.9)	6.66 (169.1)	6.80 (172.7)	40
ODYPC1700MJT	SAE	875	1175	—	13.02 (330.7)	6.62 (168.2)	6.93 (176.0)	63
ODYPC1700T	SAE	875	1175	—	13.02 (330.7)	6.62 (168.2)	6.93 (176.0)	60.9
ODY34-PC1500T	SAE	880	1050	34	10.85 (275.6)	6.99 (177.5)	7.82 (198.6)	49.5
ODY34/78-PC1500DT	SAE/GM Side	880	1050	34/78	10.85 (275.6)	6.99 (177.5)	7.82 (198.6)	49.5
ODYODX-AGM34R	SAE	850	1050	34R	10.9 (277)	6.8 (173)	7.8 (198)	50.9
ODYODX-AGM65	SAE	930	1070	65	11.8 (300)	7.2 (183)	7.6 (193)	54
<b>Performance Series</b>								
ODY49-950	SAE	950	1150	—	13.9 (353)	6.9 (175)	7.4 (188)	62.8
ODY94R-850	SAE	840	1000	—	12.4 (315)	6.9 (175)	7.4 (188)	54.8
ODYODP-AGM34	SAE	792	990	34	10.8 (274)	6.8 (173)	7.9 (201)	46.6
ODYODP-AGM78	GM Side	792	990	78	10.8 (274)	6.8 (173)	7.4 (188)	47.1
ODYODP-AGM96R	SAE	600	700	96R	9.5 (241)	6.9 (175)	6.8 (173)	40.3

Note: Batteries with MJ suffix include a metal case for added heat protection.

## Spacer for Group 34 Batteries

### ODY2220-1251

Black plastic spacer allows use of ODY34-PC1500 batteries where a Group 24 or 27 is required.



## Pre-Assembled Sealed Beam

This quality glass lens sealed beam includes a pre-installed Oracle SMD Halo and offers a composite reflector housing. The unit accepts a H4 bulb and is covered by a one-year full-replacement warranty. Sold individually.



Part No.	Description
<b>5-3/4" Diameter Round Sealed Beam</b>	
ORA6904-001	White
ORA6904-002	Blue
ORA6904-003	Red
ORA6904-004	Green
<b>7" Diameter Round Sealed Beam</b>	
ORA6905-001	White
ORA6905-002	Blue
<b>Rectangular Sealed Beam</b>	
ORA6908-001	7" x 6", White

## Illuminated Wheel Rings

A "head-turning" street modification that lights up wheel wells offers just enough sophistication and flare. The LED flex strips mount to brake rotor dust shield and are designed to withstand high temperatures. 12V powered, 15-1/2" diameter, universal fitment, and includes mounting hardware. One-year warranty.



Part No.	Description
ORA4215-001	White





### LED Fiber Optic Interior Lighting Kits

Create dynamic interior lighting effects with Oracle fiber optic kits. They combine flexible fiber optic cables with LED light heads to create accent lights that can follow virtually any interior contour and are controlled via the included remote or Oracle's free smartphone app. Sold in complete kits with Colorshift™ light heads, fiber optic cable, Bluetooth controller with remote, switched power plug, and installation tool. Additional ColorSHIFT or single-color lightheads available separately.



Part No.	Description
<b>Complete Fiber Optic Kits</b>	
<b>ORA4233-333-2</b>	Lighting Kit with 2 ColorSHIFT LED Light Heads, Controller, and 10' of Fiber Optic Cable
<b>ORA4233-333-4</b>	Lighting Kit with 4 ColorSHIFT LED Light Heads, Controller, and 20' of Fiber Optic Cable
<b>ORA4233-333-6</b>	Lighting Kit with 6 ColorSHIFT LED Light Heads, Controller, and 30' of Fiber Optic Cable
<b>Additional LED Light Heads</b>	
<b>ORA4230-002</b>	LED Light Head, Blue, Each
<b>ORA4230-003</b>	LED Light Head, Red, Each
<b>ORA4231-333-1</b>	ColorSHIFT Light Heads, 2-Pack
<b>ORA4231-333-2</b>	ColorSHIFT Light Heads, 4-Pack
<b>ORA4231-333-6</b>	ColorSHIFT Light Heads, 6-Pack

### ColorShift™ Underbody Lighting Kit

#### ORA4229-332

Use Oracle's patented Colorshift technology to achieve dramatic lighting effects on show cars! Use the free smartphone app to select the color and choose from more than 200 pre-programmed motion patterns. Set includes (2) 4-foot and (2) 6-foot LED color-changing strips, Bluetooth controller, and mounting hardware.



### LED Turn Signal/Tail Lamp Bulbs

LED bulbs achieve brighter, crisper light while using only 1/10th of the power of an incandescent bulb, and can last up to 100,000 hours. These 13 LED bulbs are suitable for brake lamps, tail lights, turn signals, reverse lights, marker lights, etc. Sold each.



**Note:** When used as a turn signal bulb, a load equalizer is required to prevent rapid flash.

Part No.	Description
<b>Type 1156 Style Bulbs</b>	
<b>ORA5005-001</b>	13-LED Bulb, Cool White, Each
<b>ORA5005-005</b>	13-LED Bulb, Amber, Each
<b>Type 1157 Style Bulbs</b>	
<b>ORA5007-001</b>	13-LED Bulb, Cool White, Each
<b>ORA5007-005</b>	13-LED Bulb, Amber, Each



### Street Rod Non Coil-Over Shocks

Polished, chrome-plated steel-body shocks have urethane bushings, and steel sleeves for 1/2" mounts. Sold Individually.



Part No.	Ride Height Mounted Length	Closed Compression Length	Open Extended Length	Mounting Ends
<b>PROSM400</b>	10"	8"	12-1/10"	Stud/Eye
<b>PROSM500</b>	12"	9-1/2"	14-1/2"	Eye/Eye
<b>PROSM600</b>	13-1/2"	10-1/2"	16-1/2"	Eye/Eye



## Steel Automotive Driveshafts

Steel automotive driveshafts can be built to fit any application. Seamless DOM (Drawn Over Mandrel) tubing is the basis for producing finely balanced driveshafts. Determine the following information to order a driveshaft including transmission type for the yoke, rear U-joint series, and shaft measurements. If there are any questions feel free to contact us. A part number from each step provided is needed to order a driveshaft.

### Step 1

#### Identify the transmission for the slip yoke part number

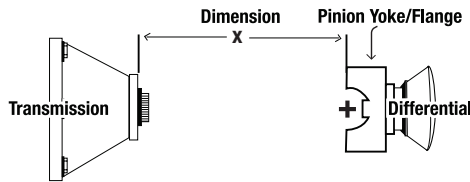
Part No.	Description
PST100005	28 Spline C4, Toploader, Tremec T-5, Ford AOD
PST100006	31 Spline C6, Tremec T-45, Ford T-56, TKO 3650
PST100007	27 Spline GM Powerglide, T-200, T-350, 700R4, 4L60E, Muncie 4 Speed, GM T-56.
PST100008	32 Spline GM T-400, 4L80E, Richmond, Super T-10



### Step 2

#### Driveshaft Length

This measurement is from the transmission case to the center line of rear U-joint. See the diagram below.

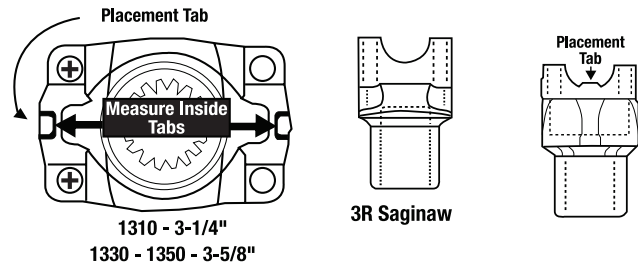


Part No.	Description
3" Steel Driveshaft	
PST300455	45.25" to 45.75"
PST300465	46.25" to 46.75"
PST300475	47.25" to 47.75"
PST300485	48.25" to 48.75"
PST300495	49.25" to 49.75"
PST300505	50.25" to 50.75"
PST300515	51.25" to 51.75"
PST300525	52.25" to 52.75"

### Step 3

#### Identify Rear U-Joint

- GM joints with placement tabs - 1310 series.
- GM joints without placement tabs - 3R Saginaw series.
- Ford - measure distance between placement tabs - 3-1/4" 1310 series or 3 5/8" 1330 series.
- All 1350 joints are 3 5/8" between tabs with 1-3/16" cup diameter.



Part No.	Description
PST100310	1310 Rear Joint
PST100030	1330 Rear Joint
PST100015	3R Saginaw Rear Joint
PST100050	1350 Rear Joint



## Ford C-4 Street Smart Package

### PAMPASS26103

The C-4 Street Smart package includes the C-4 Super Streeter transmission, an 11" torque converter, Pro Fit bellhousing, locking filler tube and dipstick, and is guaranteed forever!



## Ford AOD Throttle Pressure Cable

### PAMPA53500

A worn or stretched out TV cable will cause shifting problems or complete transmission failure in 1987-93 Fox Body 5.0 Mustangs. The new, heavy-duty cable is redesigned for easier installation and adjustment.



## 21 Circuit Classic Wiring Harness

This most widely used customizable chassis harness adapts to almost any vehicle. This kit comes with as well as without a preterminated GM column-mounted ignition switch connector. Included with the harness is a GM-engineered fuse block and Painless mounting bracket, GM turn signal connectors, pre-wired plugs for the headlights and dimmer switch, and each wire is printed with the circuit identification as well as using GM color codes. Includes circuits for:



- Air Conditioning/Heat
- Accessory/Cigarette Lighter
- Backup Lights
- Brake Lights
- Charging
- Dome Light
- Electric Choke
- Emergency Flashers
- Fan Relay Power Source
- Fused Power Source
- Headlights
- Horn Relay
- Ignition Coil
- Instrument Panel
- Parking Lights
- Radio/Clock
- Starting
- Tail Lights
- Third Brake Light
- Turn Signals
- Wipers

Part No.	Description
PWI10101	GM Keyed Column Harness
PWI10102	Non-GM Keyed Column Harness
PWI10104	Pickup Chassis Keyed Column Harness

## 12-Circuit Fuse Block

### PWI30001

Use in addition to existing wiring, or as a starting point for a custom harness. Block includes fuses, flashers, horn relay, terminals, anti-theft feature, and instructions. Pre-wired for the following circuits:




- Turn Signals
- Air Conditioning/Heat
- Emergency Flashers
- Brake Lights
- Coil (Anti-Theft)
- Dome Light
- Horn
- Radio
- Wipers
- Headlights
- Electric Fan
- Instruments

## 18-Circuit Fuse Panel


### PWI30003

Same as PWI30001 with extra circuits for power windows, door locks, and other optional accessories.



## CirKit Boss

Add extra circuits to an existing wiring system without overloading the wiring or the ignition switch. Choose a 3-circuit or a 7-circuit kit.



Part No.	Description
PWI70114	3-Circuit High-Amp CirKit Boss
PWI70118	7-Circuit High-Amp CirKit Boss

## 28-Circuit Classic-Plus Wiring Harness

Versatile enough to adapt to most vehicles, this kit includes most all the power accessory circuits needed for your vehicle. Includes with the harness is a GM-engineered fuse block and Painless mounting bracket, GM turn signal connectors, pre-wired plugs for the headlights and dimmer switch, and each wire is printed with the circuit identification as well as using GM color codes. Includes circuits for:



- Air Conditioning/Heat
- Accessory
- Accessory/Cigarette Lighter
- Accessory/Trunk Light
- Backup Lights
- Brake Lights
- Charging
- Cruise Control
- Dome Light
- Electric Choke
- Electric Fuel Pump
- Emergency Flashers
- Fan Relay Power Source
- Fused Power Source
- Headlights
- Horn Relay
- Ignition Coil
- Instrument Panel

Part No.	Description
PWI10201	GM Keyed Column Harness
PWI10202	Non-GM Keyed Column Harness
PWI10204	Pickup Chassis GM Keyed Column Harness

## Pro Series Harness Kits


The Painless 23- and 25-circuit Pro Series harness kits provide everything needed to properly wire any custom vehicle. Manufactured with over 25 GM factory-style connectors used on most 60's to early '90's GM switches, making the Pro Series harness kit a direct fit for the project vehicle. Other important features include LED ATC-bladed fuses which light-up when blown, 6-gauge charge wire with mid-fuse to handle today's high-amperage alternators, and front/rear grounding harnesses ensuring a well-grounded system. Many GM connectors, insulated and non-insulated butt splices, heat shrink, grommets, cable ties, ground straps, and cable tie clips are also included to make the installation as simple as possible. Kits are available with either a grommet-style firewall pass-through or GM bulkhead-style firewall pass-through.



Part No	Description
<b>23-Circuit Pro Series Kits</b>	
PWI10401	GM Keyed Column, Grommet Firewall Pass-Through
PWI10402	Key In Dash, Grommet Firewall Pass-Through
PWI10403	GM Keyed Column, Bulkhead Firewall Pass-Through
PWI10404	Key In Dash, Bulkhead Firewall Pass-Through
PWI10405	Truck Kit, GM Keyed Column, Bulkhead Firewall Pass-Through
PWI10406	Truck Kit, Key In Dash, Bulkhead Firewall Pass-Through
<b>25-Circuit Pro Series Kits</b>	
PWI10411	GM Keyed Column, Grommet Firewall Pass-Through
PWI10412	Key In Dash, Grommet Firewall Pass-Through
PWI10413	GM Keyed Column, Bulkhead Firewall Pass-Through
PWI10414	Key In Dash, Bulkhead Firewall Pass-Through
PWI10415	Truck Kit, GM Keyed Column, Bulkhead Firewall Pass-Through

### Fuel Injection Wiring Harness

Run the factory engine management computer and save a bunch of hassles. Color-coded, labeled harness provides an easy installation. Extra-length harnesses have a total of eight feet of wire as measured from the rear of the engine to the computer connector.



Part No.	Application
PWI60101	GM TBI 4.3L, 5.0L, 5.7L, 7.4L, 1986-93
PWI60102	GM TPI 5.0L and 5.7L, 1985-89
PWI60103	GM TPI 5.0L and 5.7L, 1990-92
PWI60217	GM Vortec V8 4.8, 5.3, 6.0L, 1999-Later Mechanical Throttle Body
PWI60221	GM Vortech V-8, 4.8L, 5.3L, 6.0L, 2003-2006, Throttle by Wire, Uses Factory ECM (Will Support Flex Fuel Engines)
PWI60502	GM LT-1, 1992-97
PWI60505	GM LT-1, 1992-97 (Extra Length Harness)
PWI60508	GM LS1, 1999-02, Mechanical Throttle
PWI60510	Ford 5.0L V8, 1986-95

### Vehicle Speed Sensors

#### PWI60116

4-pulse speed sensor for late GM TPI and LT-1 systems backed by TH350, TH400, or 700R-4 transmission.



### Neutral Safety/Backup Light Kit

#### PWI80175


For use with GM TH350, TH400 and 700R-4 transmissions.



### Universal Gauge Harness

#### PWI30302

Keep the area under the dash organized and make occasional gauge removal an easy process. Harnesses connect to all popular gauges and work with most dash layouts. Universal Gauge Harness For Electric Speedometer (With Speedometer Connections)



### 700R-4 Converter Harness Kit

#### PWI60109

Install a 700R-4 transmission in a car not wired for a lock-up converter, enabling converter to function properly. Includes fourth gear oil pressure switch, lock-up solenoid, vacuum switch, brake switch, transmission pan gasket, wiring harness, and instructions.



### Adjustable Electric Fan Thermostat Kit


#### PWI30104

Adjust the thermostat with the twist of a knob. Versatile sensor can function as a probe or be mounted to the radiator. Includes thermostat with bracket, 30-amp relay, 30-amp circuit breaker, wiring, terminals, and mounting hardware.



### Fan-Thom II Electric Fan Relay with Thermostat Protection

Don't want to probe your radiator? The Fan-Thom II comes with a threaded thermostat that screws into the engine block or manifold for a professional installation. Thermostat thread size: 3/8"-18 NPT fitting.



Part No.	Description
PWI30102	Relay Turns Fan On at 200°F, Off at 185°F
PWI30103	Relay Turns Fan On at 185°F, Off at 170°F
Replacement Fan Thermostat Switches	
PWI30110	3/8"NPT Fan Switch, On at 200°F, Off at 185°F
PWI30111	3/8"NPT Fan Switch, On at 185°F, Off at 170°F

### A/C-Activated Cooling Fan Relay

Fan will activate when the engine reaches the preset temperature, or when the A/C comes on. Two thermostats are available, 200°/180°F and 185°/170°F.



Part No.	Application
PWI30114	A/C Activated Fan Relay, 200°/180°F
PWI30115	A/C Activated Fan Relay, 185°/170°F

### Dual Fan/Dual Activation Relay Kits

Dual activation fan turns on when the proper temperature is reached, or any time the air conditioning is on, regardless of engine temperature, to protect the A/C system. Proper airflow through the condenser is critical to proper air conditioning operation. Three kits are available.



Part No.	Description
PWI30116	Dual Activation, Dual Fan Kit, On at 195°F, Off at 185°F
PWI30117	Dual Activation, Dual Fan Kit, On at 185°F, Off at 175°F
PWI30118	GM LS & Gen III Relay Kit, On at 205°F, Off at 195°F

### GM GEN III LS Engine Fan Relay Kits

Kits include a thermostat that turns on at 205°F and off at 190°F.



Part No.	Description
PWI30106	Fan Relay Kit
PWI30127	Waterproof Fan Relay Kit,

### LS Engine Coil Extension Harness

#### PWI60127

Includes two 24" pigtails to allow relocating coils off the valve covers. Factory color-coded wires and weatherproof connectors. One driver's side, one passenger side pigtail.



### Electric Fan 30-Amp Relay Kit

#### PWI30101

Protect the electric fan and electrical system. Includes 30-amp circuit breaker, heavy-duty relay, wiring harness, and terminals.



**Electric Fan 70-Amp Relay Kit**

**PWI30100**

Kit is ideal for use with high-amperage fans or in dual cooling fan applications. 70-amp relay protects the electrical system from voltage spikes and prevents the fan from feeding back through the system.



**DuraSpark II Harness**

**PWI30812**

Easily convert Ford points ignitions to DuraSpark II electronic system with this harness. Requires DuraSpark II distributor and yellow or blue ignition module.



**Universal Fuel Pump Relay**

**PWI50102**

A relay will prevent voltage drops at the electric fuel pump to maintain constant pressure and prevent amperage overloads from damaging the electrical system. It's a good idea to relay fuel pump for the street or in racing situations.



**30-Amp Single-Pole/Single-Throw Relay**

**PWI80130**

Replacement relay for use with CirKit boss, horn relay, or fan relay kits.



**Relay Base Port**

**PWI80133**

The same high-impact ABS plastic relay base used on all Painless products. Terminals are provided.



**LED No-Load Flasher**

**PWI80230**

LED bulbs do not draw enough power to activate a flasher. The LED no-load flasher solves this problem, and turn signals operate as expected.



**Remote Master Disconnect Switch**

**PWI30204**


Kit uses a small toggle switch to activate a 250-amp continuous-duty solenoid. It can also be easily hidden for security purposes. Solenoid mounts anywhere along the positive battery cable run. Kit includes toggle, solenoid, wiring, switch fuse, battery cable terminals, and mounting hardware.



**Delco Alternator Pigtail**

**PWI30706**

A replacement pigtail with original plug for the DelcoTron alternator. It's pre-terminated with an ignition input wire and the voltage sensing wire.



**Ultra High-Amp Alternator Kit (140-190 amps)**

**PWI30700**

In most cases, your factory wiring or even a Painless Performance chassis harness is only rated for an alternator with 80 amps or less. Connecting your new high-amperage alternator using too small a charge wire will lead to inadequate charging and/or over heating of the charge wire, possibly leading to a fire. The Ultra High Output Alternator Kit will let you safely, reliably, and "Painlessly" install an alternator with up to 190 charging Amps. The kit includes a high-amp inline fuse with protected fuse holder, all necessary ring terminals, heat shrink, and a detailed set of diagrams and step by step instructions to provide a professional installation.



**High-Amp Alternator Shutdown Relay**

**PWI50105**

This kit has a 250-amp solenoid and will handle alternator feedback from the highest amperage alternators. Eliminates engine run-on when the master disconnect is turned off. Easy to install with all hardware and instructions.



**Ceramic Voltage Reducer**

**PWI40027**

If an engine with 12-volt starter and ignition has been swapped into a car with a 6-volt system, the voltage reducer will allow accessories like the original heater and radio to be retained. The reducer carries a 4-amp maximum current, but can be run in parallel to increase load capacity. Will not work with gauges.



**Courtesy Light Kit**

**PWI30702**

Kit includes GM door switches, wires, and light sockets to install courtesy lights inside the vehicle.



**Universal Courtesy Light Kit**

**PWI30710**

Kit includes wires and light sockets to install courtesy lights inside your vehicle.



**Universal Convertible Top Wiring Harness Kit**

**PWI30730**

Kit includes high-grade 12-gauge TXL wiring to complete the circuit from the battery to the included circuit breaker, then to the factory switch and on to the existing hydraulic convertible top motor.



**GM Steering Column and Dimmer Switch Pigtail Kit**

**PWI30805**


Original factory connectors replace worn out or damaged ones on early GM keyed columns. Wires are GM color-coded.



**Early GM Column Conversion Kit**

**PWI30806**

Includes two ignition switch connectors, two turn signal connectors, and one dimmer switch connector plus terminals for each one.



**Universal Ignition Switch**

**PWI80153**

Dash-mounted ignition switch with two keys.



**GM Style Jamb Switch**

**PWI80170**



**Momentary Start Switch**

**PWI80528**


Push-button start switch for extreme conditions.



**Headlight Switch with Aluminum Knob**

**PWI80151**


Three-positions: dash light, dim, no dome light control.



**Replacement Switch Kit**

**PWI80120**

Three-position headlight switch, a floor-mounted dimmer, and two GM-style grounding door jamb switches.



**Headlight Switch with GM-Style Black Knob**

**PWI80152**

Three position; dash light, dim and dome light control.



**Halogen Headlight Harnesses**

The factory headlight wiring in most older vehicles is not designed to handle high-power halogen headlights. Painless headlight harnesses draw power directly from the battery through a relay, providing full power to H4 conversion or halogen sealed-beam headlights.



Part No.	Description
<b>PWI30814</b>	Harness for H-4 Halogen Bulbs 4-headlight system
<b>PWI30815</b>	Harness for H-4 Halogen Bulbs 2-headlight system

**Note:** PWI30815 is for use on vehicles with a 2-headlight system using dual filament sealed beams or H-4 headlight conversions.

**GM Pickup • Blazer • Suburban Headlight Socket/Pigtail Kits**



PWI30350



PWI30353

Kits include all terminals and connections required to wire GM pickups, Blazers, and Suburban exterior lighting.

Part No.	Application
<b>1973-80 GM Pickup/Blazer/Suburban</b>	
<b>PWI30350</b>	Single Round Headlights
<b>1980-87 GM Pickup/Blazer/Suburban</b>	
<b>PWI30351</b>	Single Square Headlights
<b>PWI30352</b>	Dual Square Headlights
<b>1988-91 Suburban or Suburban Front End Swap</b>	
<b>PWI30353</b>	Dual Square Headlights

**Hydraulic Brake Light Switch**

**PWI80171**

1/8"NPT fitting.



**Push Button Brake Light Switch**

**PWI80172**



**Low-Pressure Brake Switch**

**PWI80174**

Includes plug-in pigtail. Threads are 1/8"NPT.



**Universal Windshield Wiper Switch**

**PWI80173**

Three-position switch with on-off and windshield washer functions.



**Replacement Rocker Switches**

Control special lighting applications with a sleek looking rocker switch.

Part No.	Description
<b>PWI80401</b>	On/Off, Red Light
<b>PWI80402</b>	On/Off, Momentary On, Green Light
<b>PWI80403</b>	On/Off/On, Red Light
<b>PWI80405</b>	On/Off, Blue Light



**Battery Cable Kit**

**PWI40100**


Kit includes high-quality 1-gauge battery cable, (fifteen feet of red, and three feet of black cable) with pre-installed terminals, side-post adapters, and crimp-style ring terminals.



**Remote Battery Junction Terminal Kit**

**PWI40106**

Positive (red) and negative (black) terminal blocks with 3/8" studs allow connection of battery cables through a bulkhead. Provides a safe, convenient connection point for batteries near the firewall or in the trunk.



**Dash Indicator Lights**

Part No.	Description
PWI80200	1/8" Amber LED
PWI80201	1/8" Red LED
PWI80202	1/8" Green LED
PWI80208	1/2" Amber
PWI80209	1/2" Red
PWI80210	1/2" Green
PWI80211	1/2" Blue
PWI80203	5/16" Amber
PWI80204	5/16" Red
PWI80205	5/16" Green
PWI80206	5/16" Blue



**Extreme Condition Wires**

Stranded copper core high-temperature wire with cross-linked polyethylene insulation exceeds original equipment specifications for underhood use. Choose from several attractive colors.

Part No.	Description
<b>10-Gauge Wire, 25-ft. Rolls</b>	
PWI70700	Red
PWI70701	Black
<b>14-Gauge Wire, 50-ft. Rolls</b>	
PWI70800	Red
PWI70801	Black
PWI70807	Gray
PWI70812	Purple



**1970-81 Second Generation Camaro 26-Circuit Chassis Harness**

26-circuit wiring harness for the second-generation Camaro (1970-81) has all the standard factory components in addition to upgrades like a large, 6-gauge charging wire for high-amperage charging systems. Fully integrated ground circuit ties all of the grounds to the battery. Complete with the correct connectors for the headlamp switch, wiper switch, ignition switch, dimmer switch, wiper motor, gauges, and more. The in-depth, step-by-step 150-page manual is broken down into three parts: engine compartment, interior, and tail.



Part No.	Description
PWI20112	1970-73 Camaro 26-Circuit Harness
PWI20114	1978-81 Camaro 26-Circuit Harness

**1967-68 Camaro/Firebird 24-Circuit Chassis Harness**

**PWI20101**

24-circuit harness for the 1967-1969 Camaro/Firebird uses a 1969-and-newer-style bulkhead connector. It includes blade fuses and enough circuits to wire up just about any installed upgrade to your first generation F-Body. Some minor bulkhead modifications required. Factory original quick-connect terminals are included for the in-dash printed circuit board.



**26-Circuit Direct Fit Harness for 1969 Camaros**

**PWI10413**

Featuring 26 circuits with virtually every connector installed on the harness out of the box. This harness covers all common options and even features a fully integrated ground circuit. Included are provisions for the RS headlights and taillights, cowl hood, and even a complete console harness! Installing the harness is made clear with an included 120+ page manual full of color schematics, photos, and step by-step instructions!



**1964½ to 1966 Mustang Chassis Harness**

**PWI20120**

Owners and restorers of 1964½ to 1966 first-generation Mustangs can take comfort in the fact that there is now an electrical system upgrade from Painless to completely rewire this classic car. It includes a fully assembled 22-circuit fuse block, complete with 12 modern blade-type ATO fuses.



### 1967-70 Mustang Chassis Harness

This all-new harness is a factory upgrade for 1967-70 Ford Mustangs. The harness features a modern 22-circuit fuse block using ATO blade-type micro fuses.

Following original Ford color codes, the harness is divided into five sections to include under-dash, instrument panel, engine, and tail sections, and additional circuits such as radio, courtesy lights, and tach.



Part No.	Description
PWI20121	1967-68 Mustang 22-Circuit
PWI20122	1969-70 Mustang 22-Circuit

### 1969-74 GM Muscle Car Harness

#### PWI10413

This 25-circuit universal harness fits the following 1969-74 GM Muscle cars:

Camaro/Firebird, Nova, El Camino, Monte Carlo, Apollo, Chevelle, Cutass, Skylark, Tempest, and GTO. The harness features a pre-wired factory-style bulkhead connector that plugs directly into the back of the fuse block in the factory location.



### 21-Circuit Classic Customizable Muscle Car Harness

#### PWI20103

This circuit kit is adaptable to fit the 60s, 70s, or 80s GM, Ford, or Chrysler muscle cars where a bulkhead connector is required. Some minor bulkhead modification may be required.



### 28-Circuit Classic-Plus Customizable Muscle Car Harness

#### PWI20104

This circuit kit is adaptable to fit the 60s, 70s, or 80s GM, Ford, or Chrysler muscle cars that are equipped with power options and where a bulkhead connector is required. Some minor bulkhead modification may be required.



### Customizable Classic Tri-Five Chevy Chassis Harness

These circuit kits are designed for the 1955-67 "Tri-Five" Chevy and include additional circuits for power options and accessories. These harnesses feature a factory-location Painless mounting plate for the fuse block, and special dash and turn signal connectors.



Part No.	Description
PWI20105	27-Circuit

### 21-Circuit Customizable Harness

These 21-circuit customizable harnesses have many of the factory connectors already installed on the harness, right out of the box. Also featured is a 20-amp relay for accessories such as fog lights or an electric fuel pump.



Part No.	Description
PWI10123	1966-76 Ford Galaxie, LTD, Falcon, Fairlane, Mustang, Maverick, Torino, Ranchero
PWI10127	1966-76 Chrysler/Dodge, Barracuda, Imperial, Belvedere, Satellite, Charger, GTX, Dart, Road Runner, Challenger, Demon, Duster

### Classic-Plus Customizable GM Pickup Harness 27/28-Circuit

#### PWI10206

The GMC/Chevy harness is designed to fit 1967-72 GM pickups with 28 circuits. It features a factory-style bulkhead connector and has many of the factory connectors already installed on the harness. The harness includes the headlight connectors and switch, dimmer switch, wiper motor, ignition switch, blower motor and switch, blower resistor, and instrument cluster. Each wire is custom printed with the circuit identification as well as using GM color codes for easy installation.



### Direct Fit 1967-77 Ford F-Series Truck Harness 21-Circuit

#### PWI10118

This 21-circuit direct-fit harness uses many of the factory connections that are already-pre-terminated. Each wire is custom printed with circuit identification as well as color coded for easy installation.





**19-Circuit Classic Customizable  
1963-66 GMC/Chevy Pickup Harness**

**PWI10112**

This 19-circuit 1963-1966 GMC/Chevy Pickup harness has many of the factory connectors already installed including the headlight connectors and switch, dimmer switch, brake switch, wiper motor and switch, horn, dash light sockets and bulbs, and warning lights. Works with single and dual dash turn signal indicators. Each wire is custom printed with the circuit identification.



**27-Circuit Chassis Wiring Harness Kit  
for 1973-87 GM Pickup**

**PWI20205**


Designed to fit C10/C20/C30 trucks, Blazers, and Suburbans featuring a factory-style bulkhead connector, kit allows easy mounting of the fuse block in the OEM location. Each wire is custom printed with the circuit identification. Kit includes connectors for the headlight switch, dimmer switch, wiper motor, ignition switch, blower motor & switch, blower resistor, and instrument cluster. Includes circuits for A/C/heat, camper cover light, cigarette lighter, 4x4 switch, backup lights, brake lights, charging, cruise control, dome light, electric choke, electric fuel pump, emergency flashers, fan relay, fused power source, headlights, horn, ignition coil, instrument panel lighting, park lights, power door locks, power windows, radio/clock, starting, tail lights, third brake light, turn signals, and wipers/washer pump.



**26-Circuit Direct Fit Harness  
for 1967-72 Chevelle/Malibu**

**PWI20130**

1970-72 Chevelle/Malibu, 26-circuit harness gives you everything you need and more! Not only are there provisions for connecting standard factory components, we also provide what you will need for aftermarket components. Includes options like a console sub-harness, a gauge cluster pigtail for the SS and base model, and an integrated ground circuit. Extra length has even been added to even allow the headlight section to be routed behind the driver side inner fender for a cleaner look. Also included is a 130+ page manual full of color schematics, photos, and step-by-step instructions!



**ClassicBraid**

Clean up and protect the wiring in your vehicle with this lightweight cloth-like material. The knitted construction provides good drainage and superior abrasion resistance, while keeping its rugged smooth texture and appearance. The covering has a temperature rating from -94°F to 257°F with a 482°F melting point.

Part No.	Description
PWI70956	1/8" Dia., 20 ft.
PWI70957	1/4" Dia., 20 ft.
PWI70958	1/2" Dia., 10 ft.
PWI70959	3/4" Dia., 6 ft.
PWI70960	1" Dia., 12 ft.



**ClassicBraid Chassis and EFI Kits**

**Chassis Kit** (PWI70970) includes: 20' of 3/16" dia., 30' of 5/16" dia., 30' of 3/8" dia., 30' of 1/2" dia. 10' of 3/4" dia., and 6' of 1" dia., heat shrink, tie wraps, and tape.

**EFI Kit** (PWI70971) includes: 25' of 3/16" dia., 25' of 5/16" dia., 25' of 3/8" dia., 15' of 1/2" dia. 8' of 3/4" dia., and 8' of 1" dia., heat shrink, tie wraps, and tape.

Part No.	Description
PWI70970	Classic Chassis Braid Kit
PWI70971	Classic EFI Braid Kit



**PowerBraid Wire Wrap**

Braided, laterally split black wire wrap closes securely around wire and needs no additional taping or fasteners.

Part No.	Description
PWI70910	1/8" Dia., 20 ft. PowerBraid
PWI70901	1/4" Dia., 20 ft. PowerBraid
PWI70902	1/2" Dia., 10 ft. PowerBraid
PWI70903	3/4" Dia., 6 ft. PowerBraid
PWI70916	1" Dia., 12 ft. PowerBraid
PWI70904	2" Dia., 4 ft. PowerBraid
PWI70921	EFI Harness Kit



**PowerBraid Chassis Harness Kit**

**PWI70920**

Protect and clean up any harness installation with the new braided wire wrap. This kit includes 10' of 1/8", 60' of 1/4", 30' of 1/2" and 6' of 1" high-tech woven loom; 3/8" and 1/2" heat-shrink tubing; 140 cable ties; and a roll of stretch-and-seal tape. PowerBraid protects the harness from abrasion and wear, plus adds a nice finished look to the installation.



**PowerBraid Tools**

**PWI70941**

The easy way to enclose any wiring in PowerBraid (or other standard wire loom). Ideal for the professional installer.



**Quick Connect Terminal Kits**

Each kit contains one male and one female connector, and the appropriate number of quick-connect wire terminals.

Part No.	Description
PWI40006	2-Wire
PWI40007	3-Wire
PWI40008	4-Wire
PWI40009	6-Wire



**GM Turn Signal Parts Kit**

**PWI30840**

Includes all connectors and terminals for an early GM steering column turn signal switch.



**AC/Heat Control Wiring Harness Kit for 1973-87 GM Trucks/SUVs**

**PWI30902**

Direct replacement wiring harness for 1973-87 GM trucks and SUVs including C10/C15, Blazer, and Suburban.




**Exhaust Products**

High in quality and priced affordably. Patriot Exhaust Products have it all. Headers are manufactured from heavy-duty 16-gauge tubing, and available in a plain, raw steel finish or metallic ceramic coated. Headers include gaskets, header bolts, and collector reducers.

**Tight Tuck Headers**


Part No.	Application	Footnotes	Tube and Collector Size
<b>Chevy</b>			
PEPH8027	265-400 Raw	1, 11, 15, 16, 24	1-5/8", 2-1/2"
PEPH8027-1	265-400 Coated	1, 11, 15, 16, 24	1-5/8", 2-1/2"
PEPH8037-1	265-400 Coated	11, 15, 16, 17, 24	1-5/8", 2-1/2"
<b>Ford</b>			
PEPH8427	289-351W	6, 7, 11, 16	1-5/8", 2-1/2"
PEPH8090	Flathead	11, 16	1-3/4", 2-1/2"
<b>Chrysler</b>			
PEPH8205	318-360	11, 15	1-5/8", 2-1/2"



PEPH8027-1

**Tri-5 Chevy Headers**

Part No.	Application	Footnotes	Tube and Collector Size
PEPH8025	1955-57 Chevy 265-400 Raw	1, 3, 5, 19, 23, 60, 192	1-5/8", 2-1/2"
PEPH8025-1	1955-57 Chevy 265-400 Coated	1, 3, 5, 19, 23, 60, 92, 192	1-5/8", 2-1/2"
PEPH8023	1955-57 Chevy 396-502 Raw	3, 19, 23, 37, 105, 192	1-7/8", 3"



PEPH8025-1

**Footnotes:**

1	Will not fit angle plug heads.
3	Fits 605 steering box with aftermarket engine mounts and rear transmission cross member.
5	Maximum ground clearance for cars lowered up to 4".
6	Due to production variations on motor mounts, left mount may have to be ground to provide the proper 1/4" clearance between the motor mount and header collector.
7	Must use Ford short starter for right side collector clearance.
11	Universal for most street rods.
15	Can be used with any oil filter system or transmission and starter combination.
16	Tucks very close to engine.
17	Will fit angle plug heads.
19	Check motor mount position before ordering.
23	Will not fit if engine is located more than 3/4" forward for HEI.
24	Tight tuck headers do not fit 1955-57 Chevys, Camaros or other modern vehicles which have a crossmember below the engine's center two exhaust ports.
37	Fits standard deck big block only.
60	Will not fit with 168 tooth flywheels or kickout aftermarket starters.
92	Will fit most angle plug heads including factory Chevrolet "Bow-Tie" heads.
105	Original bellhousing frame mounts must be removed.
192	Header is designed to fit cars using original V8 Pitman arm part number 3719487, not 6 cylinder Pitman arm number 3709877. Aftermarket Pitman arms must be same configuration as OE for proper fit.

## Headers

Built with surface-machined thick steel flanges and mandrel-bent mild steel tubing. Available raw or with metallic ceramic coating which is easy to keep clean, resists rust and corrosion, and will not discolor. Complete with installation hardware, collector reducers, gaskets, and instructions.



Years	Engines	Uncoated	Metallic Ceramic Coated	Footnotes	Auto Trans		Std Trans		Tube Size	Collector Size	Port Shape			
					AC	PB	PS	Column				Floor	Column	Floor
<b>Chevrolet</b>														
<b>Camaro</b>														
1967-81	265-400	PEPH8021	PEPH8021-1	5, 17, 52, 61, 96, 202	Y	Y	Y	Y	Y	N	N	1-5/8"	3"	RD
1967-81	265-400	PEPH8047	PEPH8047-1	36, 61, 92, 93, 96, 202	Y	Y	Y	Y	Y	N	Y	1-5/8"	3"	OVL
1967-81	396-502	PEPH8012	PEPH8012-1	5, 52, 53, 54, 69, 202	Y	Y	Y	N	Y	N	Y	1-3/4"	3"	SAP
1970-72	396-502	-	PEPH8024-1	54, 69	Y	Y	Y	N	Y	N	Y	1-7/8"	3-1/2"	SAP
1970-72	396-502	PEPH8026	PEPH8026-1	54, 69	Y	Y	Y	N	Y	N	Y	2"	3-1/2"	SAP
<b>Chevelle, Malibu, El Camino</b>														
1964-87	265-400	PEPH8021	PEPH8021-1	5, 17, 52, 96	Y	Y	Y	Y	Y	N	N	1-5/8"	3"	RD
1964-87	265-400	PEPH8047	PEPH8047-1	36, 92, 93, 96	Y	Y	Y	Y	Y	N	Y	1-5/8"	3"	OVL
1968-74	396-502	PEPH8026	PEPH8026-1	69	Y	Y	Y	Y	Y	N	Y	2"	3-1/2"	SAP
1968-77	396-502	PEPH8012	-	5, 52, 53, 54, 69	Y	Y	Y	N	Y	N	Y	1-3/4"	3"	SAP
1968-77	396-502	-	PEPH8013-1	5, 52, 53, 54, 69	Y	Y	Y	N	Y	N	Y	1-7/8"	3"	SAP
<b>Corvette</b>														
1955-82	265-400	PEPH8025	PEPH8025-1	1, 5, 60, 96	Y	Y	Y	Y	Y	N	Y	1-5/8"	2-1/2"	RD
1970-87	265-400	PEPH8021	PEPH8021-1	5, 17, 52, 96	Y	Y	Y	Y	Y	N	N	1-5/8"	3"	RD
1970-87	265-400	PEPH8047	PEPH8047-1	36, 92, 93, 96	Y	Y	Y	Y	Y	N	Y	1-5/8"	3"	OVL
1970-74	396-502	-	PEPH8024-1	69	Y	Y	Y	Y	Y	N	N	1-7/8"	3-1/2"	SAP
1970-74	396-502	PEPH8026	PEPH8026-1	69	Y	Y	Y	Y	Y	N	N	2"	3-1/2"	SAP
1970-77	396-502	PEPH8012	PEPH8012-1	5, 52, 53, 54, 69	Y	Y	Y	N	Y	N	Y	1-3/4"	3"	SAP
1970-77	396-502	-	PEPH8013-1	5, 52, 53, 54, 69	Y	Y	Y	N	Y	N	Y	1-7/8"	3"	SAP
<b>Nova</b>														
1968-79	265-400	PEPH8021	PEPH8021-1	5, 17, 52, 96	Y	Y	Y	Y	Y	N	N	1-5/8"	3"	RD
1968-79	265-400	PEPH8047	PEPH8047-1	36, 92, 93, 96	Y	Y	Y	Y	Y	N	N	1-5/8"	3"	OVL
1968-79	396-502	PEPH8012	PEPH8012-1	5, 52, 53, 54, 69	Y	Y	Y	N	Y	N	Y	1-3/4"	3"	SAP
1968-79	396-502	-	PEPH8013-1	5, 52, 53, 54, 69	Y	Y	Y	N	Y	N	Y	1-7/8"	3"	SAP
<b>Passenger Car, Wagon and Nomad</b>														
1955-57	265-400	PEPH8025	PEPH8025-1	1, 3, 5, 19, 23, 60, 192	Y	Y	Y	Y	Y	N	Y	1-5/8"	2-1/2"	RD
1965-89	265-400	PEPH8047	PEPH8047-1	92, 93, 96	Y	Y	Y	Y	Y	N	Y	1-5/8"	3"	OVL
1971-94	265-400	PEPH8021	PEPH8021-1	5, 17, 52, 96	Y	Y	Y	Y	Y	N	N	1-5/8"	3"	RD
1955-57	396-502	PEPH8023	-	3, 19, 23, 37, 105, 192	Y	Y	Y	Y	Y	N	N	1-7/8"	3"	SAP
1955-57	396-502	PEPH8035	-	4, 13, 14, 15, 19	Y	Y	Y	Y	Y	N	Y	2"	3-1/2"	SAP
1965-70	396-502	-	PEPH8062-1	69	Y	Y	Y	Y	Y	Y	Y	2"	3-1/2"	SAP
1965-74	396-502	PEPH8012	PEPH8012-1	5, 52, 53, 54, 69	Y	Y	Y	N	Y	N	Y	1-3/4"	3"	SAP
1965-74	396-502	-	PEPH8013-1	5, 52, 53, 54, 69	Y	Y	Y	N	Y	N	Y	1-7/8"	3"	SAP
1971-74	396-502	-	PEPH8024-1	49, 69	Y	Y	Y	Y	N	N	N	1-7/8"	3-1/2"	SAP
1971-74	396-502	PEPH8026	PEPH8026-1	49, 69	Y	Y	Y	Y	N	N	N	2"	3-1/2"	SAP
<b>Dodge/Plymouth</b>														
<b>Chrysler Cordoba</b>														
1975	400	-	PEPH8207-1	203	Y	Y	Y	N	Y	N	N	1-7/8"	3"	SAP
<b>Ford/Mercury</b>														
<b>Mustang/Cougar</b>														
1964-73	260-302W	PEPH8433	PEPH8433-1	5, 196, 197	Y	Y	Y	Y	Y	N	Y	1-1/2" -1-3/4"	2-1/2"	OVL

### Footnotes:

1	Does not fit angle plug hHeaders.
3	Fits with stock or 605 steering boxes, aftermarket side engine mounts, and rear trans cross member.
4	Fenderwell exit.
5	Shorty design for maximum ground clearance.
13	May require smaller front tires to avoid contact.
14	1937-57 Chevy applications require alteration of emergency brake rod.
17	Fits most angle plug heads.
19	Check motor mount position before ordering.
23	Will not fit if engine is located more than 3/4" forward for HEI firewall clearance. Fits with TCI engine mount kit Part No. 725-7005-80 and with the equivalent Danchuk mounts.
36	Fits D-port cylinder heads including Z24 Crate Engines.
49	Fits 1971-74 passenger cars and wagons with auto trans column shift only.
52	Will not fit Saginaw close ratio with 825 power steering box.
53	Not recommended for Generation Six 502 CID engines with aluminum heads.
54	Fits with manual and auto trans floor shifts only.

60	Will not fit with 168-tooth flywheels or kickout aftermarket starters.
61	Does not fit 1967-69 Camaro with A/C.
69	Big block frame stands and motor mounts must be used to ensure proper engine location and header fit.
92	Will fit most angle plug heads including factory Chevrolet "Bow-Tie" heads.
93	Requires removal or modification of locking steering columns if equipped.
96	Installation requires left side A/C bracket PEPH7608. 1979 and later vehicles with short compressors can use the stock bracket.
196	Lakewood bellhousing requires clearancing for header tubes.
197	Use C52216a052e "export brace" if shock mount centers less than 33-3/4".
202	Will fit Detroit Speed & Engineering front subframes with rack and pinion steering.
203	Will not fit models with air injection pump (modifications required).
214	Must use non-shell type motor mounts.

### Low-Line Lake Pipes

Recapture the spirit of the fifties with classic chrome plated Lake pipes.



Part No.	Description	Inlet/Outlet Diameter	Length
PEPH1283	Single Outlet Lake Pipes	2" In/2" Out	80"
PEPH1284	Triple Outlet Lake Pipes	2" In/2" Out	80"
PEPH200	Mounting Clamp for Lake Pipes, 2" Diameter		

### Mild Steel Exhaust Tubing

Part No.	Tube O.D.	Radius	Leg Length
<b>U-Bends</b>			
PEPH7007	1-1/2" 16 Gauge	2"	6"-6"
PEPH7010	1-1/2" 18 Gauge	2"	6"-6"
PEPH7015	1-5/8" 16 Gauge	2-1/2"	6"-6"
PEPH7016	1-5/8" 18 Gauge	2-1/2"	6"-6"
PEPH7023	1-3/4" 18 Gauge	2-1/2"	6"-6"
PEPH7024	1-3/4" 18 Gauge	3"	6"-6"
PEPH7068	1-3/4" 16 Gauge	6"	12"-12"
PEPH7030	1-7/8" 18 Gauge	3"	6"-6"
PEPH7037	2" 18 Gauge	3"	6"-6"
PEPH7064	2" 16 Gauge	6"	12"-12"
PEPH7046	2-1/8" 16 Gauge	3-1/2"	6"-6"
PEPH7050	2-1/4" 16 Gauge	4"	6"-6"
PEPH7052	2-1/4" 16 Gauge	6"	12"-12"
PEPH7055	2-1/2" 16 Gauge	4"	6"-6"
PEPH7057	2-1/2" 16 Gauge	5"	12"-12"
PEPH7056	2-1/2" 16 Gauge	6"	6"-6"
PEPH7060	3" 16 Gauge	6"	6"-6"
PEPH7065	3-1/2" 16 Gauge	7"	6"-6"
PEPH7066	4" 16 Gauge	7"	6"-6"
<b>J-Bends</b>			
PEPH7008	1-1/2" 16 Gauge	2"	6"-15"
PEPH7013	1-1/2" 18 Gauge	2"	6"-15"
PEPH7019	1-5/8" 16 Gauge	2"	6"-15"
PEPH7018	1-5/8" 18 Gauge	2"	6"-15"
PEPH7021	1-3/4" 16 Gauge	2"	6"-15"
PEPH7020	1-3/4" 18 Gauge	2"	6"-15"
PEPH7022	1-3/4" 18 Gauge	2-1/2"	6"-15"
PEPH7032	1-7/8" 16 Gauge	2-1/2"	6"-15"
PEPH7028	1-7/8" 18 Gauge	2-1/2"	6"-15"
PEPH7029	1-7/8" 18 Gauge	3"	6"-15"
PEPH7042	2" 16 Gauge	3"	6"-15"
PEPH7036	2" 18 Gauge	3"	6"-15"
PEPH7041	2" 18 Gauge	4"	6"-15"
PEPH7044	2-1/8" 16 Gauge	3"	6"-15"
PEPH7043	2-1/8" 18 Gauge	3"	6"-15"
PEPH7048	2-1/8" 16 Gauge	4"	6"-15"
PEPH7053	2-1/4" 16 Gauge	3-1/2"	6"-15"
PEPH7049	2-1/4" 18 Gauge	3-1/2"	6"-15"
PEPH7059	2-1/2" 16 Gauge	3"	6"-15"
PEPH7054	2-1/2" 18 Gauge	3"	6"-15"
PEPH7058	2-1/2" 16 Gauge	4"	6"-15"



### Header Flanges

Sold in pairs.



Part No.	Description
PEPH7864	Small Block Chevy Header Flanges for 1-5/8" Tube
PEPH7894	Small Block Chevy Header Flanges for 1-3/4" Tube
PEPH7899	Big Block Chevy Header Flanges for 2" Tube
PEPH7870	Ford 289-351W Header Flanges for 1-3/4" Tube
PEPH7842	Ford 289-351W Header Flanges for 1-1/2" Tube
PEPH7871	Ford 429-460 Header Flanges for 2" Tube

### "Smithy's" Mufflers

With nostalgia rides becoming so popular, it's only right that they sound like they did years ago. Double end-cap construction with 3-1/2" diameter hammertone finished case assures the original "Smithy's" look.



Part No.	Inlet Dia.	Core Dia.	Case Length	Case Dia.
PEPH3010	2"	1-3/4"	22"	3 1/2"
PEPH3012	2"	1-3/4"	30"	3 1/2"
PEPH3013	2-1/4"	2-1/4"	22"	3 1/2"
PEPH3015	2-1/4"	2-1/4"	30"	3 1/2"
PEPH3016	2-1/2"	2-1/2"	22"	3 1/2"
PEPH3017	2-1/2"	2-1/2"	26"	3 1/2"

### Exhaust Components 304 Stainless Steel Tubing and Bends

Part No.	Tube O.D.	Radius	Leg Length
<b>45° Bends</b>			
PEPH6951	2-1/2"	4"	6"-6"
<b>90° Bends</b>			
PEPH6954	2-1/2"	4"	6"-6"
PEPH6955	3"	6"	6"-6"
<b>U-Bends</b>			
PEPH6938	2-1/2"	4"	6"-6"
PEPH6942	3"	6"	6"-6"



### Tubing



Each length of tubing is 5 feet long.

Part No.	Tube O.D.	Gauge
<b>Mild Steel Tubing</b>		
PEPH7756	2"	18
PEPH7757	2"	16
PEPH7760	2-1/4"	18
PEPH7761	2-1/4"	16
PEPH7762	2-1/2"	18
PEPH7763	2-1/2"	16
PEPH7764	3"	18
PEPH7765	3"	16
PEPH7767	3-1/2"	16
PEPH7768	4"	16
<b>304 Stainless Steel Straight Tubing</b>		
PEPH7715	2-1/2"	16
PEPH7717	3"	16

### Collector Flanges

Sold in pairs.

Part No.	Description
PEPH7258	3-Bolt 2" Diameter Collector Ring
PEPH7259	3-Bolt 2-1/2" Diameter Collector Ring
PEPH7260	3-Bolt 3" Diameter Collector Ring
PEPH7261	3-Bolt 3-1/2" Diameter Collector Ring



### Universal Grommets

To be used as an isolator bushing when mounting exhaust from a bracket. Keeps vibrations to a minimum.

Part No.	Description
PEPH7240	Universal Male Style Grommet
PEPH7241	Universal Female Style Grommet





## Collector Reducers

Sold in pairs.



Part No.	Description
PEPH7248	2-1/2" Inlet, 2" Outlet Collector, 1-3/4" Long
PEPH7250	2-1/2" Inlet, 2" Outlet Collector, 5" Long
PEPH7242	2-1/2" Inlet, 2-1/2" Outlet Collector, 5" Long
PEPH7251	3" Inlet, 2-1/4" Outlet Collector, 5" Long
PEPH7243	3" Inlet, 2-1/2" Outlet Collector, 5" Long
PEPH7244	3" Inlet, 3" Outlet Collector, 5" Long
PEPH7252	3-1/2" Inlet, 2-1/2" Outlet Collector, 5" Long
PEPH7245	3-1/2" Inlet, 3" Outlet Collector, 5" Long
PEPH7246	3-1/2" Inlet, 3-1/2" Outlet Collector, 5" Long

## Electric Exhaust Cut-Outs



With stainless steel construction and easy bolt-on installation, Patriot Exhaust electric cut-outs allow maximum performance and convenience. The compact design with leak-free butterfly valve allows for use on a broad range of applications, including lowered vehicles. Available in 2-1/2" or 3" diameters, for single or dual exhaust systems.

Part No.	Description
PEPPEC250K	Dual 2-1/2" Electric Cut-Out with Remote
PEPPEC250K-1	Single 2-1/2" Electric Cut-Out with Remote
PEPPEC300K	Dual 3" Electric Cut-Out with Remote
PEPPEC300K-1	Single 3" Electric Cut-Out with Remote



Patented Tools For The Perfect Brake Job

## MaxProHD Secret Weapon Combo Kit

### PHS2001HD-B

Everything required to test and bleed brakes. All-in-one kit includes the MaxPro reverse brake and clutch bleeder, BrakeStrip brake fluid test with 100 test strips and BrakeFree, the specialty tool that removes stuck bleeder screws.



## V12 Reverse Brake and Clutch Bleeder

### PHS2003-B

The V12 reverse brake bleeding system is designed for light-duty professional use. Reverse brake bleeder is manufactured from Zytel nylon that is virtually as strong as steel. Rebuildable unit offers a virtual lifetime of use. Sold complete with required tubing, adapters, and users manual.



## MaxProHD Reverse Brake and Clutch Bleeder

### PHS2002HD-B

New and improved, the MaxProHD Reverse Brake Bleeder allows performing one-person brake services. System functions by removing trapped air in the brake system by pushing it up and out the master cylinder for a firm pedal. Die-cast steel and aluminum bodied unit features an improved check valve system and spring tension adjustment, while optimized hydraulic ratios provide smooth operation with minimal hand force. Sold complete with required tubing, adapters, and user's manual.



## BrakeStrip

### PHS3001-B

Test brake fluid quickly and effectively, ensuring safety and preventing troublesome brake system problems before they begin. Innovative, easy-to-use kit allows testing for fluid contamination in just 60 seconds. Includes (100) test strips.



## Brake Fluid Test Kit

### PHS3006-B

Specialty kit includes (100) BrakeStrip strips and (100) color rating cards to provide a quick yet effective means of accurate testing brake fluid. Kit helps prevent brake problems before they arise, while preventing costly brake system issues.



## V5 DIY Reverse Brake and Clutch Bleeder

### PHS2104-B


Economical and powerful reverse brake bleeding system is designed for the do-it-yourselfer. Compact system performs all standard bleeding operations. Sold complete with required tubing, adapters, and user's manual.





## High-Performance Electric Fans

Ideal for use as primary cooling fan, these reversible "push/pull" fans mount on either side of the radiator, making them perfect for engine swaps. Includes patented nylon mounting system. Wiring kits with automatic thermal switch sold separately.



Part No.	Description
PRM19112	12" Electric Fan, 12-1/2" x 12-1/2" x 3-3/4" RPM 2100, Amp Draw 10.0, 3300 CFM
PRM19114	14" Electric Fan, 14" x 14" x 3-3/4" RPM 1900, Amp Draw 11.0, 2950 CFM
PRM19115	16" Electric Fan, 16" x 16" x 3 3/4" RPM 1800, Amp Draw 11.0, 2950 CFM
PRM19117	18" Electric Fan, 17-3/4" x 17-3/4" x 3-3/4" RPM 1650, Amp Draw 10.5, 2900 CFM

## Standard Electric Fans

All electric fans require a 30-amp fuse for start-up protection. Reversible "push/pull" fans can mount on either side of the radiator, perfect for use as auxiliary cooling fans. Includes patented nylon mounting system. Wiring kits with automatic thermal switch sold separately.



Part No.	Description
PRM19128	8" Electric Fan, 8-1/4" x 8" x 2-1/4", Amp Draw 4.0, 2400 CFM
PRM19120	10" Electric Fan, 11" x 10" x 2-1/4", Amp Draw 4.7, 2350 CFM
PRM19122	12" Electric Fan, 13-3/4" x 12-1/2" x 2 1/2", Amp Draw 8.0, 2300 CFM
PRM19124	14" Electric Fan, 5-1/2" x 14" x 3-3/4", Amp Draw 9.8, 2450 CFM
PRM19126	16" Electric Fan, 17" x 16" x 3-3/4", Amp Draw 11.0, 2350 CFM

## Metal Fan Mounting System

### PRM104

Contains four 10" galvanized steel universal mounting brackets and mounting hardware. Ideal for positive mounting.



## Wiring Systems and Accessories

Thermal switch and thermal sensor systems include all components for single fan installation: 185°F automatic thermal switch, (two different styles) insulated wire, wire connectors, fuse block power taps, and in-line fuse holder with 30-amp fuse. Includes illustrated instructions with wiring diagrams for single and dual fan installations. Dual fans require a 30-amp relay, part number 18902, sold separately.



### Wiring System PRM19001

185°F thermal switch with tie-wrap mount. 15-amp max rating.

### 30-Amp A/C Relay PRM19002

30-amp air conditioning relay activates electric fan when air conditioning is turned on.

## Adjustable Wiring Systems

Adjustable wiring systems include all of the components for single fan installation. 170°F-210°F adjustable thermal switch module with unique silicon chip temperature sensor ensures accurate temperature readings to within ±1°F. Pre-wired module wiring harness, fuse block power taps, in-line fuse holder with 30-amp fuse, wiring diagrams for single and dual fan applications, and illustrated instructions are included. Dual fans require an additional relay, part number 18902, sold separately. 21-amp maximum rating.



### Adjustable Wiring System PRM18905

Probe-type temperature sensor locates between the radiator fins.

### Adjustable Wiring System PRM18907

Includes threaded thermal sensor with 3/8" male pipe threads and 1/2" male pipe thread bushing.

## Power Steering and Fuel Cooler Systems

### PRM997


Prevents premature power steering pump failure. Ideal for circle track, off road, sprint car, and road racing steering systems.



Applications also include RVs and 4WD vehicles. Cools fuel for better engine performance. Lowers fuel density and prevents vapor lock. Coils are flushable. Two-pass system, coil size: 1-1/2" x 2-1/2" x 12".



## Thin Line Transmission Cooler Kits



Kits improve performance and extend transmission life. Lightweight, compact, 3/4" thick coolers are perfect for limited space. Cooler kits include fluid hose and installation hardware. 11/32" barb fittings.

Part No.	Description
<b>Standard Transmission Coolers, 11/32" Multi-Barb Fittings</b>	
<b>PRM1011</b>	14,000-16,000 GVW, 5" x 15-1/2"
<b>Competition Transmission Coolers, -6AN Male Fittings</b>	
<b>PRM1024</b>	22,000-24,000 GVW, 10" x 15-1/2"
<b>Transmission Cooler Installation Accessories</b>	
<b>PRM104</b>	Metal Mounting Kit, Includes Two Zinc-Plated Steel Mounting Brackets and Hardware
<b>Thin Line Trans Coil Only</b>	
<b>PRM1020</b>	12,000-14,000 GVW, 3/4" x 5" 12 1/2", Cooler Coil with -6 AN Male Fittings
<b>PRM1021</b>	14,000-16,000 GVW, 3/4" x 5" 15 1/2", Cooler Coil with -6 AN Male fittings
<b>PRM1024</b>	22,000-24,000 GVW, 3/4" x 10" 15 1/2", Cooler Coil with -6 AN Male fittings

## Frame Rail Trans Coolers



Designed for street rod use, frame rail transmission coolers feature a compact design that mounts to the frame near the transmission. The flushable 1/2" tube cooler has -6AN male fittings and includes AN to barbed fittings for use with hose or braided steel lines.

Part No.	Description
<b>PRM1000</b>	Coil with -6 AN Male Fittings, 1-1/2" x 2-1/2" x 15"
<b>PRM1004</b>	Coil with -6 AN Male Fittings, 1-1/2" x 2-1/2" x 24"

PRM13215



## Maxi-Cool™ Junior Transmission Coolers

Similar to the Maxi-Cool, but with a more compact design, and equipped with -6AN male fittings. Available in 6-pass model with 8" 2400 CFM electric fan, or in 8-pass model with 10" 2350 CFM electric fan.

Part No.	Description
<b>PRM13215</b>	6-Pass Cooler/Electric Fan Module, with 8" Electric Fan Module, 2400 CFM, Unit Size; 3" 7 1/2" x 15 1/2" with -6 AN Male Fittings

## In-Line Thermostat -6AN Style

### PRM18899

For use with Max-Cool™ Junior coolers with -6AN fittings, this relay automatically activates a 12V electric fan at 185°F and turns it off at 165°F. Able to handle up to 15-amp fans, it eliminates a separate 12V relay.



## Transmission Fluid and Engine Oil Thermostats

Thermostats automatically regulate oil or fluid temperatures to provide quicker warm-ups to operating temperature, and prevent over-cooling in cold climates. For use with transmission or engine coolers, thermostat helps improve powertrain efficiency and fuel mileage.



Part No.	Description
<b>PRM1060</b>	Transmission Fluid Thermostat with 3/8" NPT Ports
<b>PRM1070</b>	Engine Oil Thermostat with 1/2" NPT Ports

## Engine Oil Cooler Systems

Engine oil cooler systems fit engines with the following spin-on filter thread sizes: 3/4"-16, 13/16"-16, 1"-12, M18x1.5, M20x1.5, and M22x1.5. Systems are available with our best-selling sandwich style filter system which retains the factory oil filter location or a remote-style filter system which relocates the oil filter to a more convenient location in the engine compartment. Both full-flow systems use oil filters with 3/4"-16 thread such as Perma-Cool® 81008, Fram® PH8A, or equivalent (oil filter not included). Systems include oil hose, illustrated instructions, and all necessary mounting hardware.




Description	Sandwich Systems
Light Duty Trucks and Vans 300 Horsepower, Coil Size: 1-1/2" x 7" x 14" with 1/2" Hose Barbs	<b>PRM10189</b>



## Heavy-Duty Power Steering and Fuel Coolers

### PRM1002

Competition-ready coolers can be used with street, strip, and racing power steering systems. Flushable two-pass coil measures 1-1/2" x 2-1/2" x 7-1/2" and attaches with NPT or -6AN fittings.



## Automatic Transmission Fluid Filter Systems Standard System

### PRM10678

System features cast aluminum filter mount, Perma-Cool® transmission fluid filter, high-pressure/high-temperature 11/32" transmission hose, brass fittings, stainless steel hose clamps, mounting hardware and illustrated instructions.




## Street and High-Performance Fuel Filter System High-Performance Filter Head

### PRM81794

Ideal for dual fuel pumps or carburetors, system features dual inlets and outlets to allow choice of flow direction and flows up to 5 GPM. Includes a cast aluminum filter mount with 1/2" NPT ports, Perma-Cool 24,000 mile filter element, and two pipe plugs.



## Fan Spacer Systems and Fan Clutch Replacer



Die-cast aluminum fan spacers with 5/8" male pilot and 3/4" female pilot hole. Comes with bushing to reduce 5/8" female pilot and 5/16" plated NC and NF mounting hardware.

Part No.	Description
PRM24150	1-1/2" Universal System
PRM24250	2-1/2" Universal System

## Turbo-Flex® High-Performance Flex Fans


Perfect for applications that require extra cooling such as turbo- or super-charged vehicles or full-sized trucks used for towing, fans help improve gas mileage and engine performance. Available with chrome-plated or black powder-coated centers, they are offered in standard or reverse rotation formats.



Part No.	Description
<b>Right-Hand Rotation</b>	
PRM85170	17" Black
PRM85180	18" Black
<b>Left-Hand Rotation</b>	
PRM86180	18" Black Reverse

## Turbo-Flex® Universal Flex Fans

Fans feature a narrow blade width and moderate pitch that improves air flow with minimal horsepower loss, while special blade tips minimize fan noise. A two-piece center hub ensures positive blade attachment. Available with stainless steel blades and a black center hub, or with red anodized aluminum blades and a black powder-coated center hub.



Part No.	Description
<b>18" Aluminum Flex Fan</b>	
PRM83182	Red Blades/Black Center
<b>15" Stainless Steel Flex Fans</b>	
PRM84150	Black Center

## Sandwich Oil Adapter

Die-cast, CNC-finished aircraft-grade aluminum adapter installs between the oil filter landing on the engine block and the oil filter to route oil to a remote oil cooler, without relocating the oil filter. Made in the USA.



Part No.	Description
PRM182	Adapter Fits M18 X 1.5 Thread Designed to Fit Most GM V6s. 1" Thick. 3/8" NPT Ports for Use with 1/2" Oil Lines. 2-1/2" O-Ring Included.







### Spin-On Oil Adapters

Die-cast, CNC-finished aircraft-grade aluminum converts the oil filter landing on the engine block to an oil passage that routes oil to a remote filter or oil cooler. Universal kits fit 90% of automotive applications and include O-rings and illustrated instructions. Brass fittings and AN adapters sold separately. Made in the USA.



Part No.	Description
<b>PRM114</b>	Fits 13/16"-16 Thread 1/2" NPT Ports 2-1/2" and 3-1/8" O-Rings Included
<b>PRM1156</b>	Fits 1"-16 Thread 1/2" NPT Ports 2-1/2" and 3-1/8" O-Rings Included for Dodge Cummins® 5.9L, 6.7L

### Dual-Port Oil Adapters

#### PRM2791

Dual-port oil adapters have fixed port orientation, and include right and left 1/2" NPT ports and a 2-1/2" O-ring. 3/4"-16 Thread



### Remote Oil Filter Mounts

Available for single or dual filter applications, remote oil filter mounts allow filter placement in a more accessible location. Polished aluminum mount is made in the USA and available in multiple sizes.




Part No.	Description
<b>Single Filter Mounts</b>	
<b>PRM1211</b>	1/2" NPT Ports Up, 3/4"-16 Thread
<b>PRM1213</b>	1/2" NPT Ports Up, 13/16"-16 Thread
<b>PRM1701</b>	1/2" NPT Ports Left, 3/4"-16 Thread
<b>Four Port Filter Mounts</b>	
<b>PRM1791</b>	1/2" NPT Ports Right and Left, 3/4"-16 Thread
<b>Dual Filter Mounts</b>	
<b>PRM1221</b>	1/2" NPT Ports Right and Left, 3/4"-16 Thread

### Bolt-On GM Canister Adapter

#### PRM1134

Converts the stock canister-style filter to a 13/16"-16 spin-on filter with 3-1/8" O-ring. Includes O-ring, gasket, and bolts for early and late model applications.



### Universal Engine Oil Filter Relocation System



Oil filter relocation system moves the oil filter to a more accessible location, adds extra clearance for engine swaps, and increases oil capacity. Available as a single or dual remote oil filter mount, the kit covers 90% of all automotive applications. Fits engines with 3/4"-16, 13/16"-16, 1"-12, M18x1.5, M20x1.5, and M22x1.5 spin-on oil filter thread sizes. Designed for use with filters with 13/16"-16 thread, such as Perma-Cool® PN 81008, Fram® PH-8A, or equivalent. Oil filters not included.

Part No.	Description
<b>PRM10695</b>	Universal Single Filter System
<b>PRM10756</b>	Custom-Fit Dual Filter System, 1"-16 Thread (Dodge Cummins with 3/4" Thread Filters)



### Full Synthetic Hypoid Gear/Blower High-Performance Lubricant SAE 75W90

Formulated for the ultimate protection in supercharger, blower, and hypoid gear applications. 100% synthetic, the oil is designed for use with self-contained systems where SAE 75W, SAW 80W-90 or SAE 90 grade gear oils are recommended. It is suitable for use in Roots and Lysholm Screw type superchargers and may be used in manual transmissions and hypoid differentials where high shock loading is a concern.



Part No.	Description
<b>BP077666</b>	1-qt. Bottle
<b>BP077666-12</b>	Case of (12) 1-qt. Bottles

### "Classic" Multi-Purpose GL-4 SAE 80W-90 Gear Oil

GL-4 SAE 80W-90 gear oil is specially blended using high-grade Penn-Grade mineral base stocks and select additive technology. Recommended for use in all manual transmissions with brass, bronze, and copper "soft" metal parts such as synchronizers, bushings, and transaxles. Not intended for use in limited slip applications. Does not contain friction modifiers.



Part No.	Description
<b>BP077296</b>	1-qt. Bottle
<b>BP077296-12</b>	Case of (12) 1-qt. Bottles

### Break-In Oil

SAE 30 mono-grade oil formulated specifically to meet the critical lubrication needs of new engines during break-in while allowing proper seating of rings and component "run-in". Enhanced levels of "zinc" (zinc dialkyldithiophosphate a.k.a. ZDDP) and superior oil film strength from Penn Grade™ base oils offer protection for even the most demanding of applications such as those presented by break-in of engines with "flat tappet" cams.



Part No.	Description
<b>BP071206</b>	1-qt. Bottle
<b>BP071206-12</b>	Case of (12) 1-qt. Bottles

### SAE 10W-30

A truly versatile high-performance oil suitable for engines used both on the street and/or the track. The multi-viscosity grade and synthetic components facilitate cold starting and quicker engine warm-up while ensuring adequate engine protection during competition. Not for use in vehicles with catalytic converters.



Part No.	Description
<b>BP071506</b>	1-qt. Bottle
<b>BP071506-12</b>	Case of (12) 1-qt. Bottles

### SAE 10W-40

Designed to meet the lubrication demands of traditional classic and muscle car engines as well as high-performance competition engines. Partial synthetic SAE 10W-40 high-performance oil offers the multi-viscosity advantages of faster oil flow and engine warm-up as well as excellent film strength and engine component anti-wear protection. Not for use in vehicles with catalytic converters.



Part No.	Description
<b>BP071446</b>	1-qt. Bottle
<b>BP071446-12</b>	Case of (12) 1-qt. Bottles

### SAE 15W-40

A multi-viscosity option for engines exposed to higher temperatures and mixed ambient conditions. Partial synthetic SAE 15W-40 high-performance oil possesses excellent film strength and proven additive chemistry to provide required performance in a wide range of operating situations. Not for use in vehicles with catalytic converters.



Part No.	Description
<b>BP071586</b>	1-qt. Bottle
<b>BP071586-12</b>	Case of (12) 1-qt. Bottles

### SAE 20W-50

Designed to offer higher performance engines the cold temperature operational benefits of an SAE "20W" engine oil while providing the desired film strength; sealing abilities; bearing, crankshaft, piston ring, and valvetrain component anti-wear protection of an SAE 50 weight oil at normal engine operating temperatures. Not for use in vehicles with catalytic converters.



Part No.	Description
<b>BP071196</b>	1-qt. Bottle
<b>BP071196-12</b>	Case of (12) 1-qt. Bottles

### SAE 30

A lighter straight-grade viscosity oil characterized by its proven protection and performance. Along with its Penn Grade 1<sup>o</sup> straight-grade counterparts, this high-performance oil offers excellent film strength and an effective detergent package, and is a good choice for the muscle car/street rod. Excellent oil for vintage and air-cooled applications requiring a straight grade oil. Not for use in vehicles with catalytic converters.



Part No.	Description
<b>BP071396</b>	1-qt. Bottle
<b>BP071396-12</b>	Case of (12) 1-qt. Bottles

### SAE 40

Formulated with the unique cut from our Penn-Grade stocks, this heavy-viscosity straight-grade motor oil is designed to provide excellent protection for street and competition engines. Its superior film strength, highly effective detergent package, and foam inhibitors make it an optimal lubrication choice for muscle car/hot rod enthusiasts. The increased ZDDP provides outstanding antiwear/anti-scuffing protection for older push rod-style engines with flat tappet cams. Excellent option for vintage car lubricant and air-cooled applications where a mono-grade viscosity is preferred. Not for use in vehicles with catalytic converters.



Part No.	Description
<b>BP071406</b>	1-qt. Bottle
<b>BP071406-12</b>	Case of (12) 1-qt. Bottles

### SAE 50

Heavy-viscosity, straight-grade motor oil designed to provide superior lubrication for high-performance competition engines fueled by gasoline, methanol, or nitromethane. Not for use in vehicles with catalytic converters.



Part No.	Description
<b>BP071156</b>	1-qt. Bottle
<b>BP071156-12</b>	Case of (12) 1-qt. Bottles



### Titan Blue Lithium Grease

Designed for extreme lubrication conditions. Its unique Micro Technology system provides a controlled release of microencapsulated particles to deliver a protective barrier that prevents metal-to-metal (boundary) contact.

Part No.	Description
<b>BP012267T</b>	14-oz. Cartridge
<b>BP012267T-50</b>	Case of (50) 14-oz. Cartridges



### Magnaplex NLGL #2

A multi-use lithium complex grease. Waterproof and offers high-temperature protection.

Part No.	Description
<b>BP012727T</b>	14-oz. Cartridge
<b>BP012727T-50</b>	Case of (50) 14-oz. Cartridges



### Reliant Premium Semi-Synthetic Diesel Engine Oil

Formulated to exceed basic diesel engine oil industry standards.

Part No.	Description
<b>BP052004</b>	15W40, 1-Gallon Jug
<b>BP052004-4</b>	15W40, Case of (4) 1-Gallon Jugs
<b>BP052204</b>	10W30, 1-Gallon Jug
<b>BP052204-4</b>	10W30, Case of (4) 1-Gallon Jugs



### AutoTrans G3 Transmission Fluid

Automatic transmission fluid that meets Dexron® III H, Allison Type C-4, and Ford Mercon® requirements.

Part No.	Description
<b>BP054506</b>	1-qt. Bottle
<b>BP054506-12</b>	Case of (12) 1-qt. Bottles



### AutoTrans Super Plus

High-viscosity full-synthetic automatic transmission fluid designed for Allison, BMW, Honda, Ford, Mercedes Benz, Mitsubishi, Nissan, Toyota, Volkswagen, Voith, Volvo, and ZF applications.

Part No.	Description
<b>BP054566</b>	1-qt. Bottle
<b>BP054566-12</b>	Case of (12) 1-qt. Bottles



### AutoTrans Super LV

Low-viscosity full-synthetic automatic transmission fluid designed for Allison, BMW, Honda, Ford, Mercedes Benz, Mitsubishi, Nissan, Toyota, Volkswagen, Volvo, and ZF applications.

Part No.	Description
<b>BP054586</b>	1-qt. Bottle
<b>BP054586-12</b>	Case of (12) 1-qt. Bottles



### PennGrade Select

A blend of high-performance synthetic base oils and balanced detergent systems, antioxidants, and dispersants to minimize harmful deposit and sludge. Protect against timing chain wear and low-speed pre-ignition.

Part No.	Description
<b>5W30</b>	
<b>BP061516</b>	1-qt. Bottle
<b>BP061516-12</b>	Case of (12) 1-qt. Bottles
<b>0W20</b>	
<b>BP061526</b>	1-qt. Bottle
<b>BP061526-12</b>	Case of (12) 1-qt. Bottles



### PennGrade Syn Blend

Premium base oils are combined with the latest high-performance additive technology to protect against premature valvetrain wear and extend the life of catalytic emissions components. Designed for new and late model gasoline-powered applications.

Part No.	Description
<b>5W20</b>	
<b>BP062716</b>	1-qt. Bottle
<b>BP062716-12</b>	Case of (12) 1-qt. Bottles
<b>5W30</b>	
<b>BP062726</b>	1-qt. Bottle
<b>BP062726-12</b>	Case of (12) 1-qt. Bottles
<b>10W30</b>	
<b>BP062736</b>	1-qt. Bottle
<b>BP062736-12</b>	Case of (12) 1-qt. Bottles



### PennGrade Full Synthetic

The latest high-tech additive technology and premium quality synthetic base oils are formulated for today's late model applications. ILSAC GF-6.

Part No.	Description
<b>0W20</b>	
<b>BP062816</b>	1-qt. Bottle
<b>BP062816-12</b>	Case of (12) 1-qt. Bottles
<b>5W20</b>	
<b>BP062826</b>	1-qt. Bottle
<b>BP062826-12</b>	Case of (12) 1-qt. Bottles
<b>5W30</b>	
<b>BP062836</b>	1-qt. Bottle
<b>BP062836-12</b>	Case of (12) 1-qt. Bottles



### Brad Penn Motor Oil

The choice of many professional engine builders, this break-in oil provides critical wear control for engines while allowing the engine components to seat, resulting in maximum engine performance and life. Suitable for gasoline and diesel engines.

Part No.	Description
<b>30W</b>	
<b>BP070306</b>	1-qt. Bottle
<b>BP070306-12</b>	Case of (12) 1-qt. Bottles



### "Ignitor" Conversion Kits

Great for muscle cars or nostalgia vehicles! Retains "factory look" with the reliability of modern electronics. Kit replaces the stock points and condenser with Hall Effect integrated circuitry to deliver twice the voltage of a points system and control dwell accuracy to within 1/4°. No external boxes required - the ignitor fits entirely under the distributor cap, and will also work with an MSD amplifier box. Use with a "Flame-Thrower" coil.



Part No.	Description
PRT1181	GM 1957-74 V8 Most Single Points Distributors, Uses a Magnetic Ring
PRT1181LS	GM 1957-74 V8 Most Single Points Distributors, Uses Cam Sensor
PRT1183	Chevy 1957-61 V8 Dual Point Distributors
PRT1181LS	Olds/Pontiac 1957-74 Single Points Distributors
PRT1281	Ford 1957-74 V8 Single Points Distributors
PRT1381A	Mopar 1960-72 V8 Single Points Distributors
PRTML-181	Mopar 1959-71 383, 413, 426 Dual Point Distributors

### "Ignitor II" Conversion Kits

Compared to a breaker points system, the Ignitor II averages four times more available energy between 3000 and 5000 RPM. With a Hall Effect integrated circuit, the Ignitor II has on average three times more available energy than the original Ignitor, and twice the available spark plug voltage. The best choice for a hot rod that will frequently see 3000 RPM and above. Use with a "Flame-Thrower II" ignition coil.



Part No.	Description
PRT91181	GM 1957-74 V8 Most Single Points Distributors
PRT91281	Ford 1957-74 V8 Single Points Distributor
PRT91381A	Mopar 1960-72 V8 Single Points Distributor

### Flame-Thrower Plug Wires

Flame-Thrower wires have a low, 500-Ohm-per-foot resistance and are available in red, blue, and black. Universal kits include terminals and boots for both male- and female-style caps.



Part No.	Description
PRT808280	8mm Black Straight Boot Universal Wires
PRT808380	8mm Blue Straight Boot Universal Wires
PRT808290	8mm Black 90° Boot Universal Wires
PRT808390	8mm Blue 90° Boot Universal Wires
PRT808490	8mm Red 90° Boot Universal Wires
PRT808210	8mm Black Plug Wires SB Chevy with HEI, Over Valve Covers
PRT808216	8mm Black Plug Wires BB Chevy with HEI
PRT708101	7mm "Stock Look" Wires, Black for SB Chevy with Points Cap
PRT708102	7mm "Stock Look" Wires, Black for BB Chevy with Points Cap
PRT708103	7mm "Stock Look" Wires, Black for SB Chevy with Points Caps
PRT708104	7mm "Stock Look" Wires, Black for SB Ford/BB Ford with Points Cap
PRT708105	7mm "Stock Look" Wires, Black for SB Ford/BB Ford with Points Cap
PRT708107	7mm "Stock Look" Wires, Black for SB/BB Mopar

### "Ignitor 3" Module

An adaptive dwell maintains peak energy throughout the entire RPM range, reducing misfires, improving engine performance and creating maximum energy without coil destroying heat build-up. Spark timing and rev limit is adjustable. Five times more spark than points. Ignition box performance without the box.



Part No.	Description
PRT71181	Delco 8 Cylinder
PRT71281	Ford 8 Cylinder
PRT71281D	Ford 8 Cylinder, Dual Point
PRT71381A	Chrysler 8 Cylinder
PRT7ML-181	Mallory 25 and 26 Series

### Ignitor Points Eliminator Kit for 1949-74 Ford 6-Cylinder

#### PRT1261

Provides increased voltage for improved performance and fuel efficiency. The system completely eliminates the contact points and fits neatly underneath the distributor cap for a "stock" look. Compatible with all 12-volt negative ground systems.



### Flame-Thrower Coils

Flame-Thrower coils put out 40,000 volts and are available in black or chrome. For use with induction ignition systems.

Part No.	Description
PRT40001	Chrome Flame-Thrower Coil, Oil-Filled, 1.5 OHM
PRT40011	Black Flame-Thrower Coil, Oil-Filled, 1.5 OHM
PRT40111	Black Flame-Thrower Coil, Epoxy, 1.5 OHM



### Flame-Thrower II Coils

Flame-Thrower II coils put out an incredible 45,000 volts. Compatible with capacitive discharge systems.

Part No.	Description
PRT45001	Chrome Flame-Thrower II Coil, Oil-Filled, 0.6 OHM
PRT45011	Black Flame-Thrower II Coil, Oil-Filled, 0.6 OHM
PRT45111	Black Flame-Thrower II Coil, Epoxy, 0.6 OHM



### Flame-Thrower Digital Rev Limiter

#### PRT600

Digital Rev Limiter is compatible with any 4-, 6-, or 8-cylinder engine using points, OEM electronic (GM HEI, Ford, Chrysler) or aftermarket inductive ignition systems including the popular Ignitor and Ignitor II. The unit's small size (2.5" x 3" x 1.4") and four-wire hook-up enable an easy installation. Setting is easy with external digital rotary switches which eliminate the need for RPM "chips".



## High-Performance Module

### PRTD2000

Develops 67% more energy than a stock HEI module and, when teamed with the Flame-Thrower high-performance coil, will operate misfire-free to 7500 RPM and beyond.



## GM HEI 50,000 Volt Coils

Windings maximize spark gap current and available voltage and, when teamed with the Flame-Thrower module, will deliver twice the energy across the spark gap compared to the stock HEI.



Part No.	Description
PRTD3000*	Chevy 90° V6, Most V8, Cadillac V8
PRTD3001†	Buick V6 and V8, Olds V8, Pontiac V8, 1981-91 Corvette

\* Replaces coils with red and yellow wire leads.

† Replaces coils with red and white wire leads.

## Flame-Thrower Coil-on-Plug Ignition Coils for Ford Engines

Direct OEM replacement coils for modular engines. Features include an optimized coil design that increases spark energy by 15% over stock and are epoxy molded to prevent premature failure from moisture or winding fatigue. Available individually or in sets of eight.



Part No.	Description
PRT30721	4.6L/5.4L Modular V8 2 Valve, Single
PRT30731	4.6L/5.4L Modular V8 3 Valve, Single

## HEI Tune-Up Kits

Kits contain everything to wake up stock HEI distributors: coil and module, premium cap and rotor, coil cover, adjustable vacuum advance canister, high-performance advance kit, wire harness, and capacitor.



Part No.	Description
PRTD8000	Chevy/Cadillac V8 with Black Cap
PRTD8001	Chevy/Cadillac V8 with Red Cap
PRTD8002	Chevy/Cadillac V8 with Blue Cap
PRTD8010	Buick/Olds Pontiac, and 1981-91 Corvette with Black Cap

## Flame-Thrower "Stock-Look" Distributors

Pertronix Flame-Thrower "stock-look" distributors are loaded with features, yet maintain the original look for the ultimate "sleeper". All-new lightweight cast aluminum OEM-style housing with hardened gear, adjustable vacuum canister, optimized phasing for maximum energy to spark plug, tailored curve kit, maintenance-free Ignitor electronics, trouble-free high dielectric-strength cap and rotor with brass terminals, is ready to run right out of the box!



Part No.	Description
PRTD104600	Chevy V8 283-454, (Exc. Tall block)
PRTD134600	SB Ford 289-302
PRTD7104600	Chevy V8 283-454, Ignitor III (Exc. Tall block)
PRTD7134600	SB Ford 289-302

## Flame-Thrower HEI Distributors

Brand new HEI Distributors offer superb, reliable performance up to 7500 RPM, delivering twice the spark energy of stock HEI units. Flame-Thrower distributors include: brass terminals in cap and rotor, nylon rotor screws, two extra sets of advance springs, adjustable vacuum advance, hardened distributor gear, centerless ground shaft with bronze bushings, and an A384 alloy housing.



Part No.	Description
PRTD1000	Chevy V8 (Exc. 348-409) Cast Finish, Black Cap
PRTD1001	Chevy V8 (Exc. 348-409) Cast Finish, Red Cap
PRTD1100	Olds V8, Cast Finish, Black Cap
PRTD1101	Olds V8, Cast Finish, Red Cap
PRTD1200	Pontiac V8, Cast Finish, Black Cap
PRTD1201	Pontiac V8, Cast Finish, Red Cap

## Flame-Thrower Billet "Plug-N-Play" Distributors

Billet Flame-Thrower distributor offers the hot rodder affordable technology without dependence upon an ignition box. Choose from vacuum or non-vacuum advance, female or male cap and red or black cap and experience Plug-n-Play technology.



Description	Black Cap	Red Cap
<b>Vacuum Advance Distributors</b>		
SB And BB Chevy (Std. Deck Height, Female Cap)	PRTD100700	PRTD100701
SB And BB Chevy (Std. Deck Height, Male Cap)	PRTD100710	PRTD100711
Ford FE (Std. Deck Height, Male Cap)	PRTD133700	—
<b>Non-Vacuum Distributors</b>		
SB And BB Chevy (Std. Deck Height, Female Cap)	PRTD100800*	—
SB And BB Chevy (Std. Deck Height, Male Cap)	PRTD100810*	PRTD100811*

\* Non-vacuum advance distributors do not have an E.O. number and are not legal for sale or use on pollution-controlled vehicles.

## Contour Starter

### PRTS3000P

Using powerful Nippondenso motors with over 200 foot pounds of torque and all new parts, the Contour starter will easily handle high-compression performance engines. It features fully enclosed solenoids and a starter body that can be rotated for clearance issues. Offered in polished or black powder-coated finish. For use on Chevy 1963-74 L6 and 1964-2000 SB/BB V8 engines with 153-/168-tooth flywheels.



### Street and Strip H.E.I. Distributors

Single-piece ignition delivers consistent, reliable performance up to 7,000 RPM. No other ignition box is needed. Distributor has an internal coil and Dyna-Module for maximum spark energy and a customized advance curve delivers exceptional throttle response. The long duration spark increases horsepower, but draws only 2-3 amps from the battery.



Part No.	Description
DUI12611BK	Chevy V-8, 1985-91 with Screw-Down Style Cap, Internal Coil
DUI12720RD	Chevy V-8, Red Cap

### GM HEI Distributor Accessories

D.U.I. offers a full selection of high-performance components for popular 1974-Up GM HEI distributors.



Part No.	Description
DUI000222	Dyna-Module, High-Performance 4-Pin Module for 1974-90 GM Without Computer
DUI111111	Battery and Tach Connectors, Includes (1) Terminal and (1) Connector
DUI121000RD	Racing Coil Kit, Capable of 9,000 RPM, Includes Cap, Rotor, and Coil
DUI333333	Vacuum Advance Eliminator
DUI444444	Nylon Rotor Hold-Down Screws, Help Prevent Misfire

### "Live Wires" Spark Plug Wires

Live Wires have a spiral-wound core, durable silicone outer jacket, and space-age, heat-resistant sleeving for optimum spark travel and prevention of electronic interference. Sleeving is effective from 76° to +1,400°F, and offers resistance to moisture and chemicals. Offered in red only, plug wires are custom fit with no assembly required.



DUIC9053RD

Part No.	Description
DUIC9051RD	SB Chevy, Under Headers, HEI Distributor/90° Plug Boots
DUIC9052RD	SB Chevy, Long, HEI Distributor/90° Plug Boots
DUIC9053RD	SB Chevy, Over Valve Covers, HEI Distributor/90° Plug Boots
DUIC9054RD	SB Chevy, Around Front, HEI Distributor/90° Plug Boots



### Fast Orange Hand Cleaners

The #1 selling, biodegradable, waterless solvent-free hand cleaner. Contains no harsh chemicals, mineral oils, or ammonia that can irritate cuts and abrasions.



Part No.	Description
PEX25108	Fine Pumice Cleaner, 7.5-oz. Bottle
PEX25219	Fine Pumice Cleaner, 1-Gal. Bottle with Pump

### Gear Oil RTV Sealant

#### PEX81182

Withstands the harsh gear oil environment in differentials and transfer cases. Friction modifiers in gear oils break down normal RTV sealants, but not Permatex RTV Sealant. 3-oz. tube, carded.



### Decal and Adhesive Remover

#### PEX80025

Quickly remove decals, adhesive residue, bumper stickers and window stickers. Contains no acetone and is safe for use on glass, painted metal, plastic surfaces, vinyl, leather, fabric, and wood. Pleasant citrus scent is safe for indoor use. 5-oz. aerosol can.



### Gear Oil RTV Gasket Maker

#### PEX81182

OEM specified. Formulated to withstand the harsh gear oil environment found in differential and transfer cases, with or without cut gaskets. 5-oz. cartridge.



### Automatic Transmission

#### RTV Sealant

#### PEX81180

Complies with OEM specs and extended warranty requirements. Sealant resists aging, weathering, and thermal cycling without hardening, shrinking, or cracking. Sealant offers good adhesion, remains flexible, and is sensor-safe. 3-oz. tube, carded.



### Liquid Electrical Tape

#### PEX85120

Weatherproof protectant for wiring and electrical connections. Brush top applicator covers without gaps, unlike roll tape and shrink tubing. 4-oz. can.





## Gasket Makers

Increased use of aluminum, bi-metal alloys, and high-tech plastics has created the need for superior RTV silicone gasket makers. Permatex offers carded tubes or cartridges.



Description	Carded	Carded oz.	Cartridge	Cartridge oz.	Temp. (°F)
Ultra Black	PEX82180	3.35	PEX24105	10.6	-65° to 500°
Ultra Blue No Leak	PEX81724	3.35	—	—	-65° to 500°
Ultra Copper Hi-Temp	PEX81878	3	—	—	-75° to 700°
Ultra Grey	PEX82194	3.5	—	—	-65° to 500°
Blue Sensor Safe	PEX80022	3	—	—	-65° to 500°
Clear	PEX80050	3	PEX80855	11	-75° to 400°
Black	PEX81158	3	—	—	-75° to 400°
Hi-Temp	PEX81160	3	PEX81409	11	-65° to 650°
Sensor Safe Hi-Temp	PEX81422	3	—	—	-65° to 650°

## The Right Stuff Gasket Maker

Repair leaks quickly with The Right Stuff leakproof gasket maker. Modern rubber gasket technology is incorporated in this product which is used on production lines by GM, Ford, and Chrysler. Temperature range is -75° to 450°F.



Part No.	Description
PEX25223	4-oz. Tube
PEX25224	7-oz. Tube
PEX33694	10-oz. Tube
PEX29208	5-oz. Cartridge

## Copper Spray-A-Gasket

### PEX80697

Sealant helps dissipate heat, improves heat transfer, and prevents gasket burnout. Seals minor surface imperfections instantly. Ideal for head, exhaust manifold and carburetor gaskets. Temperature range -50° to 500°F. Sold in a 12-oz. aerosol can.



## High-Performance Thread Sealant

### PEX56521

Formulated for tapered pipe fittings, sealant replaces PTFE tape or pipe dope. Works well on head bolts (that pass through water jackets), sending units, sensors, fuel fittings, oil and coolant lines, and rear axle fill plugs. 50 ml tube.



## High-Temperature Thread Sealants

Sealant is used to lock and seal threaded fittings or bolts. Often used on head bolts (that enter water jackets), oil sending units, fuel fittings, rear axle plugs, brake and power steering fittings, etc.

Part No.	Description
PEX59214	6 ml Carded Tube
PEX59235	50 ml Carded Tube



## PermaPoxy

### PEX84101

Easy-to-use, two-part epoxy bonds metal, fiberglass, rubber, plastic, etc. Sold in a .84-oz. carded syringe.



## Thread Sealant with PTFE

A general-purpose fitting sealant. Remains pliable at high or low temperatures. Effective from -65° to 300°F.

Part No.	Description
PEX80631	1-oz. Tube
PEX80632	4-oz. Can



## Threadlockers

Developed to positively lock and seal threaded fasteners. Threadlockers fill the space between threads on metal parts and then harden for a tough adhesive bond and seal.

Part No.	Description
PEX24200	Medium Strength Blue, Carded 6 ml Tube
PEX24300	Medium Strength Blue, Carded 10 ml Bottle
PEX24240	Medium Strength Blue, Carded 36 ml Bottle
PEX27100	High Strength Red, Carded 6 ml Tube
PEX27140	High Strength Red, Carded 36 ml Bottle
PEX27200	Hi-Temp/Hi-Strength Red, Carded 10 ml Bottle



## Anti-Seize Lubricant

Blend of aluminum, copper, and graphite lubricants prevents galling, corrosion and seizing for easier disassembly. Works well anywhere, including lubrication of slip-on collectors, adjustable header tubes or any other exhaust tubing for easier disassembly. Effective from -60° to 1200°F.

Part No.	Description
PEX80078	8-oz. Brush-Top Bottle
PEX81343	1-oz. Carded Tube



## Ultra-Slick Engine Assembly Lube

### PEX81950

Ultra-Slick prevents galling and scuffing during critical initial engine start-up. Superior adhesion qualities meet or exceed stock performance specifications for engine assembly lubricant. Use on bearings, camshafts, lifters, valves, guides, and rocker shaft assemblies. 4-oz. bottle.





### Drag F/X Slicks

Phoenix Drag F/X slicks are manufactured with Firestone racing technology. The F9 medium-soft compound is ideal for drag race cars over 2,500 pounds.



Part No.	Size	CO.	T.W.	RIM	T.D.	T.W.	CIR.
PHOPH337	12.2/31.25-15W*	F9	33 lbs.	14"	31.8	13.4	99.5
PHOPH55R	13.6/32.0-15RAD**	F9	30 lbs.	14"	32.2	13.6	101.25
PHOPH335	14.0/32.0-15	F9	33 lbs.	14"	32.5	14.2	101.0
PHOPH56R	14.5/32.0-15RAD**	F9	31 lbs.	14"	32.3	14.9	101.5

\* W = Wide / \*\* RAD = Radial

### Front F/X Tires

#### PHOPH180

Lightweight bias-ply front tires made of DE compound, DOT certified for street/strip racing classes. Tires have solid white letters.



Size	T.W.	RIM	T.D.	T.W.	CIR.
4.5/26.0-15	12 lbs.	4"	26.7	5.2	84.0



### Metal Prep

Use Prep & Ready to guarantee the best paint adhesion on any metal surface, including polished aluminum. Etches surface and leaves a zinc phosphate coating for application of POR-15 rust preventative paint. Sold individually.



Part No.	Description
POR40204	1 Quart, Each
POR40201	1 Gallon, Each

### Brake Caliper Painting Kits

Make old, corroded looking calipers look better than new with bright ceramic-like colors that can withstand temperatures up to 350°F! Caliper painting kits include everything needed, including POR-15 cleaner/degreaser, metal prep, rust preventative, caliper paint, gloves, and applicators.



Part No.	Description
POR42639	Brake Caliper Painting Kit, Black
POR42839	Brake Caliper Painting Kit, Black

### Rust Remover

Remove even heavy rust from steel without sanding or scrubbing. Reusable, biodegradable water-based formula works in as fast as 20 minutes, and will not harm metals, plastics, PVC, Viton, and most paints. Non-corrosive and solvent-free.



Part No.	Description
POR40704	Rust Remover, 1 Quart, Each
POR40701	Rust Remover, 1 Gallon, Each

### Car Care Products

POR-15 brings their expertise in car restoration and rust prevention to professional-grade car care products. With formulas designed to maximize shine without harming paint and finishes, POR-15's line of cleaners and polishes helps maintain beauty that lasts for any hot rod or show car.



Part No.	Description
POR51020	Car Shampoo Concentrate, 16-oz. Bottle
POR53012	1-Step Polishing Compound, 16-oz. Bottle
POR53020	Detailer Spray Wax, 16-oz. Bottle
POR54020	Interior Cleaner and Detailer, 16-oz. Bottle
POR56020	Wheel Cleaner, 16-oz. Bottle
POR56520	Tire Cleaner/Dressing Crème, 16-oz. Bottle

### Engine Enamel

With rich colors that flow easily, POR 15 produces some of the most beautiful engine enamels available. Non-flammable formula is available in a variety of colors and is sold in either pint or quart containers.



Part No.	Description	Size
POR42034	Black	1 Quart
POR42238	White	1 Pint
POR42264	Chevy Orange	1 Quart
POR42268	Chevy Orange	1 Pint

### 2K Urethane

#### POR43504

Clear urethane is a tough, glossy two-component coating that helps protect surfaces, even in high moisture and humidity. 1 quart.



### Fuel Tank Repair Kit

#### POR49239

Fuel tank repair kit includes everything needed to completely repair a steel fuel tank. Kit includes Marine Clean (removes gum, sludge, varnish from tank), Prep & Ready (removes rust/prepares tank), U.S. Standard Fuel Tank Sealer (permanently seals tank), Fuel Preservative & Stabilizer, and detailed instructions. Sold as a kit.







## Matte Clear Coat

This premium-quality two-part, low-sheen sealer is specifically designed to deliver extreme resistance to scuffing and burnishing. Formulated with low-VOC, waterborne polyurethane clear coat technology that is silica-free and has excellent weathering properties. Can be used on any substrate that can be cleared with a traditional clear coat.



Part No.	Description
POR44901	Matte Clear Coat Kit, One Gallon
POR44904	Matte Clear Coat Kit, One Quart

## POR-15

No need to remove rust first! The secret lies in POR-15's curing process. POR-15 dries faster when moisture is present. It has the opposite chemistry of ordinary paints. POR-15's incredible hardness, toughness, and flexibility is practically indestructible. Perfect for auto restoration, POR-15 protects metal areas from reoccurring rust and abrasion. Available in black, gray, silver, and semi-gloss black colors. Sold individually.



Part No.	Description
POR45008	Black, Pint, Each
POR45004	Black, Quart, Each
POR45208	Gray, Pint, Each
POR45204	Gray, Quart, Each
POR45308	Silver, Pint, Each
POR45304	Silver, Quart, Each
POR45408	Semi-Gloss Black, Pint, Each
POR45404	Semi-Gloss Black, Quart, Each

## POR-15 Stop Rust Kit

### POR40909

Try it first! The super starter kit is an entire 3-step rust-stopping system. You'll get a 4-oz. can of POR-15 (12 sq. ft. coverage), half-pint of Marine Clean, half-pint of Prep & Ready, two wooden handle paint brushes and a pair of special high-dexterity surgical latex gloves. Sold as a kit.



## POR-15 Six Pack

### POR45006

The POR-15 Six Pack contains six 4-oz. cans of black POR-15. Each can covers 12 sq. ft. Open each can as needed for small rust preventive projects to prevent waste.



## Detail Paint

Spray-on metallic paint has excellent adhesion properties and will not crack, chip, or peel. Non-porous finish is scratch and abrasion resistant. Sold in 15-oz. spray cans.

Part No.	Description	Size
POR41618	Cast Aluminum	15-oz. Aerosol Can
POR41718	Cast Iron	15-oz. Aerosol Can



## POR Patch

### POR49013

This incredibly strong permanent seam, hole, and channel filler actually adds strength to weakened metal. Bonds steel to plastic, wood, or concrete. Dries rock hard, remains flexible, and is totally impervious to fuels and solvents once dry. Will not absorb moisture and swell like conventional body fillers. 4-oz. tube.



## Top Coat

Pro-15 Top Coat may be applied directly to a clean prepped metal surface but, when used as a top coat over POR-15 Rust Preventive Coating it provides the toughest, most permanent protection against rust and corrosion ever developed. It won't crack, chip or peel and will look terrific.



Part No.	Description	Size
POR45808	Gloss Black	Pint
POR45804	Gloss Black	Quart
POR45908	Chassis Black	Pint
POR45904	Chassis Black	Quart
POR45718	Clear	14-oz. Aerosol Can
POR46018	Silver	14-oz. Aerosol Can

## High-Build Primer

Tie-Coat is a buildable and sandable primer to paint over well-cured POR-15. Easy to apply primer has great adhesion qualities. Sands smoothly when leveling and filling surface irregularities. Compatible with all paint systems and bake ovens. Sold individually.



Part No.	Description
POR41108	Pint, Each
POR41104	Quart, Each

## High-Temp Paints

Designed to withstand extreme temperatures up to 1200°F, POR 15 high-temp paints provide a rich color that won't burn off under extreme conditions. Can be brushed or sprayed, and is available in standard containers or spray can.



Part No.	Description	Size
POR44116	Flat Black	8-oz. Can
POR44118	Flat Black	1-oz. Aerosol Can
POR44204	Manifold Gray	Quart
POR44216	Manifold Gray	8-oz. Can
POR44304	Aluminum	Quart
POR44318	Aluminum	15-oz. Aerosol Can



## OE-Style GM Alternators

OE-style 12V alternators with a big boost in power for GM applications. Available in multiple finishes, including black powder coat, polished, and chrome finish.



Part No.	Description
<b>PWM482378</b>	GM AD-Style 220- Amp Alternator with OEM 4-Pin Connection and 6-Rib Serpentine Pulley. Natural Finish.
<b>PWM482478</b>	GM AD-Style 165-Amp Alternator with 6-Rib Serpentine Pulley. Natural Aluminum Finish.
<b>PWM582378</b>	GM LS-Style 220-Amp Alternator with 6-Rib Serpentine Pulley. Black Powder-Coated Finish.
<b>PWM582478</b>	GM LS-Style 165-Amp Alternator with 6-Rib Serpentine Pulley. Black Powder-Coated Finish.
<b>PWM7802-111</b>	GM 105-Amp Alternator with 1-Wire Connection, Internal Regulator, and Single V-Belt Pulley. Natural Finish.

## Ford PowerStroke Alternator

### PWM48479

Ford 155-amp 12V alternator has an 8-rib serpentine pulley. For 2004-07 Ford Powerstroke engines.



## Small Block Ford Alternator Bracket Kit

### PWM729

Straight mount-style bracket kit for Small Block Ford engines is made from lightweight aluminum and includes all necessary mounting hardware. Polished finish.



## Powergen Alternators

The look of your generator with the performance and reliability of an alternator. Benefits include one-wire hookup, easy installation, and an internal regulator. Designed to provide a huge amp increase and stop dimming lights. Billet aluminum for half the weight. Available in black powder-coated, polished, or chrome finish.



Part No.	Description
<b>PWM82051</b>	GM Long, Chrome, 90-Amp
<b>PWM82051-2</b>	Same As PWM82051, with Light Terminal
<b>PWM82011</b>	Black Ford Flathead, 1939-48
<b>PWM82011-2</b>	Black Ford Flathead, 1939-48, with Light Terminal

## PowerMAX Plus Starters

Compact, lightweight starters have a 3.7:1 gear-reduction ratio and are compatible with most headers and kick-out oil pans. Adjustable mounting block allows solenoid to be inverted down.



Part No.	Description
<b>PWM19000</b>	Chevy Mini Starter, 153- or 168-Tooth Flywheels, with Bolts, Chrome Plated
<b>PWM9000</b>	Chevy Mini Starter, 153- or 168-Tooth Flywheels, with Bolts, Plain
<b>PWM9002</b>	1953-62 Ford Y-Block
<b>PWM9162</b>	Ford 289-351W with AT or 5-SPD Permanent Magnet Starter
<b>PWM9109</b>	Chevy/Pontiac LS, LSX, 168-Tooth Flywheels
<b>PWM9182</b>	Ford 429-460 Permanent Magnet Starter
<b>PWM9201</b>	Chevy/Pontiac LS Engines, Plain
<b>PWM9300</b>	Chrysler V8 Mini Starter

## Racing Starters

Powermaster offers three racing starters. All have 4.4:1 gear reduction ratios and many have the patent-pending Infi-Clock feature to provide maximum header and oil pan clearance with an adapter block and clocking system.

## Mastertorque

Weighs 10.5 lbs. and has 180 ft./lbs of cranking power for engines with up to 12:1 compression ratios.



## XS Torque

Weighs 8.5 lbs. and has 200 ft./lbs. of cranking power for engines with up to 18:1 compression ratios.



## Ultra Torque

Weighs 10.5 lbs. with a 2.5KW, 3.4 horsepower motor delivering 250 ft./lbs of power.



Application	180 ft./lbs. Mastertorque Part No.	200 ft./lbs. XS Torque Part No.	250 ft./lbs. Ultra Torque Part No.
Chevy, 153-/168-Tooth Flywheel	<b>PWM9600</b>	—	<b>PWM9450</b>
Ford, 390,427,428, FE	<b>PWM9606</b>	<b>PWM9506</b>	—
1964-66 Buick Nailhead	—	<b>PWM9501</b>	—
1965-87 Chrysler	<b>PWM9613</b>	—	<b>PWM9413</b>
Oldsmobile/Pontiac V8	<b>PWM9610</b>	—	—





## Alternators

Powermaster offers a wide selection of alternators for your street rod or muscle car. Offered in natural, polished, chrome, black wrinkle, or the latest brushed finish. With output from 70 amps to 300 amps Powermaster has a unit to do the job for you. All Powermaster alternators are 100% new and made in the USA. Every unit is Dyno tested and comes with a proof-of-performance tag for that particular unit.



Part No.	Description
PWM8-37100	100-Amp Ford Upgrade GM Style, 70 Amps at Idle, Chrome Plated
PWM17078	60-Amp Ford Early Style, 40 Amps at Idle, Chrome Plated
PWM17509	75-Amp Mopar, 50 Amps at Idle, Chrome Plated, Double Groove Pulley Included
PWM17519	75-Amp Mopar, 50 Amps at Idle, Chrome Plated, Single Groove Pulley Included
PWM17294*	100-Amp GM, 70 Amps at Idle, Chrome Plated
PWM27294*	100-Amp GM, 70 Amps at Idle, Polished Finish
PWM17802	105-Amp GM for Tuned Port SB Chevy, 70 Amps at Idle, Chrome Plated, V-Belt and Serpentine Pulleys Included
PWM378021	140-Amp GM, Chrome Plated, One Wire, Straight Mount, V-Belt and Serpentine Pulleys Included

\* Can be used in 1-wire or 3-wire configuration.



## Vehicle Chemical Solutions

Part No.	Description
PJ115-202	Foam Filter Care Kit, 28-oz.
PJ116-HIT	Flat Black Hi-Temp Paint, 2000°F, 11-oz.
PJ116-ENG	Gloss Black Engine Paint, 500°F, 11-oz.
PJ116-SAT	Satin Black Engine Paint, 500°F, 11-oz.
PJ116-GLS	Gloss Black Epoxy Paint, 250°F, 11-oz.



## 40 Below

### PRB4032

#### Stops Overheating.

Reduces water temperature by up to 40°F. Keeps temperature under control under all off-road driving conditions. 32-oz. container.



## Pro-Tuff Gear Lube

### PRB8398

#### Eliminates Ring and Pinion Failure.

Reduces gear lube temperature by up to 60°F. Triples gear life in transmissions, rear ends, and transaxles and stops blueing and galling. Absorbs shock and loading. 16-oz. container.



## Sportsman Pro Series 1615

Pro Series seat is perfect for any style vehicle, from a show quality Corvette, to daily driven hot rod. The all-new Stealth Sport Seat Recliner is a perfect solution. Micro recliner mechanism allows adjustment of the seat back to ensure your maximum comfort. Sold each.



Part No.	Description
SCA80-1615-71	Black Velour/Black Vinyl
SCA80-1615-73	Grey Velour/Black Vinyl
SCA80-1615-90	Red Velour/Black Vinyl

## Sportsman Series 1605, 1606, 1610

This awesome sport seat has all the great features found in our Rave Seat with sleek lines and a slightly different feel.

**Please specify right or left seat.**



Part No.	Description
SCA80-1605-61	Black Vinyl Inside, Black Velour Wings & Side Bolsters
SCA80-1605-62	Black Vinyl Inside, Grey Velour Wings & Side Bolsters
SCA80-1605-64	Black Vinyl Inside, Red Velour Wings & Side Bolsters
SCA80-1606-61	Black Velour Inside, Black Velour Wings & Side Bolsters
SCA80-1606-62	Black Velour Inside, Grey Velour Wings & Side Bolsters
SCA80-1606-64	Black Velour Inside, Red Velour Wings & Side Bolsters
SCA80-1606-65	Black Velour Inside, Blue Velour Wings & Side Bolsters
SCA80-1610-51	Black Synthetic Leather

## PRO-90 Series 1300 Compact Seat

### SCA80-1300-51

An unbeatable combination of style, comfort, and affordability, the black vinyl PRO-90 has built-in headrests.

**Please specify right or left seat.**



## Custom Seat Adapters

Part No.	Description
<b>Chevrolet</b>	
SCA81204	1967-69 Camaro, Driver
SCA81205	1967-69 Camaro, Passenger
SCA81176	1970-74 Camaro, Driver
SCA81177	1970-74 Camaro, Passenger
SCA81178	1975-81 Camaro, Driver
SCA81179	1975-81 Camaro, Passenger
SCA81168	1982-92 Camaro, Driver
SCA81169	1982-92 Camaro, Passenger
SCA81512	1964-67 Chevelle, Driver
SCA81513	1964-67 Chevelle, Passenger
SCA81704	1968-72 Chevelle, Driver
SCA81705	1968-72 Chevelle, Passenger
SCA81184	1978-87 Chevelle, Driver
SCA81185	1978-87 Chevelle, Passenger
SCA81104	1966-67 Nova, Driver
SCA81105	1966-67 Nova, Passenger
SCA81506	1968-74 Nova, Driver
SCA81507	1968-74 Nova, Passenger
<b>Dodge</b>	
SCA81342	1966-77 Charger, Driver
SCA81343	1966-77 Charger, Passenger
<b>Ford</b>	
SCA81266	1965-70 Mustang, Common Driver/Passenger
SCA81828	1978-93 Mustang, Common Driver/Passenger



## Lowback Series 1400 Compact Seat

A variation of the PRO-90, the Lowback is equally at home in pre-1948 resto-rods or 50s customs. Without a headrest, the seat is only 24" tall, making it ideal for earlier, smaller cars.

**Please specify right or left seat.**

Part No.	Description
SCA80-1400-52	Gray Vinyl
SCA80-1400-51	Black Vinyl
SCA80-1400-99	Frame and Foam Only



## Rally Series 1000 Hot Seat

Pronounced side bolstering and bold, vertical stitching combine to create a seat with a vintage look and the support and comfort of a late model bucket.

**Please specify right or left seat.**

Part No.	Description
SCA80-1000-54	Beige Vinyl
SCA80-1000-51	Black Vinyl
SCA80-1000-99	Frame and Foam Only





## Alignment Cam Bolt Kits

Part No.	Description	Moog Ref #	Position	Vehicle Applications
PFG120-10009	Upper Cam Bolt Kit	K8243A	Front Lower Control Arm	Chevrolet Chevy II (1962-1967), Ford Fairlane (1966-1970), Ford Falcon (1966-1970), Ford Granada (1975-1980), Ford Maverick (1970-1977), Ford Mustang (1967-1973), Ford Ranchero (1966-1971), Ford Thunderbird (1967-1973), Ford Torino (1968-1971), Mercury Comet (1966-1969, 1971-1977), Mercury Cougar (1967-1973)
	Upper Cam Bolt Kit	K8243A	Rear Upper	Chevrolet Corvette (1963-1982)
	Upper Cam Bolt Kit	K8243A	Front Upper Control Arm	Dodge Charger (1966-1972), Dodge Coronet (1959, 1965-1972), Ford Mustang (1967-1973), Plymouth Barracuda (1964-1969), Plymouth Belvedere (1959-1970), Plymouth Belvedere II (1965-1967), Plymouth Cuda (1970-1974), Plymouth Duster (1970-1976), Plymouth GTX (1967), Plymouth Roadrunner (1968-1975)
	Upper Cam Bolt Kit	K8243A	Front Upper	Dodge Challenger (1970-1974)

## Body Mount Set

Part No.	Description	Position	Vehicle Applications
PFG134-10005	Billet Aluminum Subframe Bushing Kit	Front	Chevrolet Camaro (1967-1981), Chevrolet Chevy II (1968), Chevrolet Nova (1969-1974), Pontiac Firebird (1967-1981)



## Steering Center Links

Part No.	Description	Moog Ref #	Vehicle Applications (not all applications listed)
PFG106-10066	Center Link	DS829	Chevrolet Camaro (1972-1981), Chevrolet Nova (1975-1979), Pontiac Firebird (1980-1981)
PFG106-10103	E-Coated Center Link	-	Chevrolet Camaro (1967-1969), Chevrolet Nova (1968-1974), Pontiac Firebird (1967-1968)
PFG106-10108	E-Coated Center Link	-	Buick Gran Sport (1965-1967), Chevrolet Chevelle (1964-1967), Chevrolet El Camino (1964-1967), Chevrolet Malibu (1964-1967), Oldsmobile 442 (1964-1965), Oldsmobile Cutlass (1964-1965)
PFG106-10062	E-Coated Center Link	DS749	Chevrolet Chevelle (1968-1972), Chevrolet El Camino (1968-1972), Chevrolet Monte Carlo (1970-1972), Oldsmobile 442 (1968-1971), Oldsmobile Cutlass (1968-1972), Pontiac GTO (1968-1972), Pontiac Grand Prix (1969-1972), Pontiac LeMans (1968-1972), Pontiac Tempest (1968-1970)
PFG106-10060	E-Coated Center Link	-	Chevrolet Chevelle (1964), Chevrolet El Camino (1964), Chevrolet Malibu (1964), Oldsmobile 442 (1964-1967), Oldsmobile Cutlass (1964-1967), Oldsmobile Cutlass Supreme (1967), Pontiac GTO (1964-1965), Pontiac LeMans (1964-1965), Pontiac Tempest (1964-1965)
PFG106-10011	E-Coated Center Link	DS1049	Chevrolet Camaro (1982-1992), Pontiac Firebird (1982-1992)
PFG106-10063	E-Coated Center Link	-	Pontiac GTO (1966-1967), Pontiac LeMans (1966-1967), Pontiac Tempest (1966-1967)



## Steering Idler Arms

Part No.	Description	Moog Ref #	Position	Vehicle Applications
PFG102-10008	E-Coated Idler Arm	K6099	Front	Chevrolet Camaro (1968-1969), Chevrolet Chevy II (1968), Chevrolet Nova (1970-1974), Pontiac Firebird (1968)
PFG102-10006	E-Coated Idler Arm	K5143	Front	Chevrolet Chevelle (1964, 1968-1972), Chevrolet El Camino (1964, 1968-1972), Chevrolet Malibu (1964), Chevrolet Monte Carlo (1970-1972), Pontiac GTO (1964-1971), Pontiac Grand Prix (1969-1972), Pontiac LeMans (1964-1972), Pontiac Tempest (1964-1970)
PFG102-10070	Idler Arm	-	Front	Chevrolet Bel Air (1965-1966), Chevrolet Biscayne (1965-1966), Chevrolet Caprice (1966), Chevrolet Impala (1965-1966)
PFG102-10069	Idler Arm	-	Front	Chevrolet Bel Air (1967-1970), Chevrolet Biscayne (1967-1970), Chevrolet Caprice (1967-1970), Chevrolet Impala (1967-1970)
PFG102-10003	E-Coated Idler Arm	-	Front	Chevrolet Camaro (1967), Pontiac Firebird (1967)
PFG102-10009	Idler Arm	K6100	Front	Chevrolet Corvette (1963-1982)





## Steering Linkage Assemblies

Part No.	Description	Vehicle Applications
<b>PFG116-10009</b>	E-Coated Performance Steering Rebuild Kits	Chevrolet Chevelle (1964-1966), Chevrolet El Camino (1964-1967), Chevrolet Malibu (1964-1967), Oldsmobile 442 (1965), Oldsmobile Cutlass (1964-1965)
<b>PFG116-10013</b>	E-Coated Performance Steering Rebuild Kits	Chevrolet Chevelle (1968-1970), Chevrolet El Camino (1968-1970), Chevrolet Monte Carlo (1970), Oldsmobile 442 (1968-1970), Oldsmobile Cutlass (1968-1970), Pontiac GTO (1968-1970), Pontiac LeMans (1968-1970), Pontiac Tempest (1968-1970)
<b>PFG116-10015</b>	E-Coated Performance Steering Rebuild Kits	Buick GS (1971-1972), Buick Skylark (1971-1972), Chevrolet Chevelle (1971-1972), Chevrolet El Camino (1971-1972), Chevrolet Monte Carlo (1971-1972), Oldsmobile 442 (1971), Pontiac GTO (1971-1972), Pontiac LeMans (1971-1972)
<b>PFG116-10011</b>	E-Coated Performance Steering Rebuild Kits	Buick Regal (1978-1988), Chevrolet El Camino (1978-1987), Chevrolet Monte Carlo (1978-1988), GMC Caballero (1978-1987), Oldsmobile Cutlass (1978-1981), Pontiac Grand Prix (1978-1988), Pontiac LeMans (1978-1981,1988)
<b>PFG116-10010</b>	E-Coated Performance Steering Rebuild Kits	Buick Roadmaster (1991-1996), Chevrolet Caprice (1978-1995), Chevrolet Impala (1978-1985,1994-1996)
<b>PFG116-10008</b>	E-Coated Performance Steering Rebuild Kits	Chevrolet Chevelle (1964-1966), Chevrolet El Camino (1964-1966), Chevrolet Malibu (1964-1966), Oldsmobile 442 (1966-1967), Oldsmobile Cutlass (1964-1967), Pontiac GTO (1964-1965), Pontiac LeMans (1964-1965)
<b>PFG116-10019</b>	E-Coated Performance Steering Rebuild Kits	Chevrolet Camaro (1968-1969), Chevrolet Chevy II (1968), Chevrolet Nova (1969-1974)
<b>PFG116-10014</b>	E-Coated Performance Steering Rebuild Kits	Chevrolet Camaro (1970-1981)
<b>PFG116-10016</b>	E-Coated Performance Steering Rebuild Kits	Chevrolet Camaro (1982-1992), Pontiac Firebird (1982-1992)
<b>PFG116-10026</b>	Fast Ratio Pitman and Idler Arm Kit	Dodge Challenger (1970-1972), Dodge Charger (1968-1972), Dodge Coronet (1968-1972), Plymouth Barracuda (1970-1972), Plymouth Belvedere (1968-1971), Plymouth Cuda (1970-1972)
<b>PFG116-10020</b>	E-Coated Performance Steering Rebuild Kits	Pontiac Firebird (1970-1981)
<b>PFG116-10012</b>	E-Coated Performance Steering Rebuild Kits	Pontiac GTO (1966-1967), Pontiac LeMans (1966-1967), Pontiac Tempest (1966-1967)

## Steering Pitman Arms



Part No.	Description	Moog Ref #	Vehicle Applications (not all applications listed)
<b>PFG103-10040</b>	E-Coated Pitman Arm	—	Chevrolet Chevelle (1964-1967), Chevrolet El Camino (1964-1967), Chevrolet Malibu (1964-1967), Oldsmobile 442 (1965), Oldsmobile Cutlass (1964-1965),
<b>PFG103-10041</b>	E-Coated Pitman Arm	—	Chevrolet Chevelle (1964,1968-1972), Chevrolet El Camino (1964,1968-1972), Chevrolet Malibu (1964), Chevrolet Monte Carlo (1970-1972), Oldsmobile Cutlass (1964-1972), Oldsmobile Cutlass Supreme (1967-1972), Pontiac GTO (1964-1971), Pontiac Grand Prix (1969-1972), Pontiac LeMans (1964-1972), Pontiac Tempest (1964-1970)
<b>PFG103-10012</b>	Pitman Arm	K6582	Chevrolet Camaro (1967-1969), Chevrolet Chevy II (1968), Chevrolet Nova (1970-1972), Pontiac Firebird (1967-1968)
<b>PFG103-10015</b>	Pitman Arm	K7076	Dodge Challenger (1973-1974), Dodge Charger (1973-1977), Dodge Dart (1973-1976), Plymouth Barracuda (1973-1974), Plymouth Duster (1973-1976), Plymouth Roadrunner (1973-1975)
<b>PFG103-10030</b>	Pitman Arm	—	Dodge Challenger (1970-1972), Dodge Charger (1966-1972), Dodge Dart (1962), Plymouth Barracuda (1970-1972), Plymouth Cuda (1970-1972), Plymouth GTX (1967-1971), Plymouth Roadrunner (1968-1972),
<b>PFG103-10031</b>	Fast Ratio Pitman Arm	—	Dodge Challenger (1970-1972), Dodge Charger (1968-1972), Plymouth Barracuda (1970-1972), Plymouth Cuda (1970-1972)
<b>PFG103-10044</b>	E-Coated Pitman Arm	—	Buick Skylark (1964-1967), Buick Gran Sport (1965-1967), Buick Special (1964-1967)
<b>PFG103-10045</b>	E-Coated Pitman Arm	—	Buick Skylark (1968-1972)
<b>PFG103-10047</b>	E-Coated Pitman Arm	—	Chevrolet Camaro w/ Manual Steering (1970-1981)
<b>PFG103-10049</b>	E-Coated Pitman Arm	—	Buick LeSabre (1977-1990), Buick Roadmaster (1991-1996), Chevrolet Caprice (1977-1996), Chevrolet Impala (1977-1996), Oldsmobile Delta 88 (1977-1984), Pontiac Bonneville (1977-1981), Pontiac Catalina (1977-1981)
<b>PFG103-10050</b>	E-Coated Pitman Arm	—	Ford F100/F150/F250 RWD (1975-1979)
<b>PFG103-10051</b>	E-Coated Pitman Arm	—	Chevrolet Camaro w/ Power Steering (1970-1981)
<b>PFG103-10052</b>	E-Coated Pitman Arm	—	Ford Mustang (1964½-1966)
<b>PFG103-10053</b>	E-Coated Pitman Arm	—	Dodge Dart (1963-1966), Dodge Lancer (1962), Plymouth Barracuda (1964-1966), Plymouth Valiant (1962-1966)
<b>PFG103-10055</b>	E-Coated Pitman Arm	—	Buick Regal (1978-1987), Chevrolet Camaro (1982-1992), Chevrolet El Camino (1978-1987), Chevrolet Malibu (1978-1983), Chevrolet Monte Carlo (1978-1988), GMC Caballero (1978-1987), Oldsmobile Cutlass (1978-1988), Pontiac Bonneville (1982-1986), Pontiac Firebird (1978-1992), Pontiac Grand Prix (1978-1987)
<b>PFG103-10057</b>	E-Coated Pitman Arm	—	Ford Mustang (1971-1973), Mercury Cougar (1971-1973)
<b>PFG103-10058</b>	E-Coated Pitman Arm	—	Chevrolet Corvette (1963-1982)



## Steering Tie Rod Ends

Part No.	Description	Moog Ref #	Position	Vehicle Applications (not all applications listed)
<b>PFG104-10382</b>	E-Coated Inner Tie Rod End	ES681N	Front Inner	Chevrolet Camaro (1967-1969), Chevrolet Chevelle (1964-1970), Chevrolet Chevy II (1968), Chevrolet El Camino (1964-1970), Chevrolet Monte Carlo (1970), Chevrolet Nova (1970-1974), Oldsmobile 442 (1968-1970), Oldsmobile Cutlass (1964-1970), Pontiac Firebird (1967-1968), Pontiac Grand Prix (1969-1970), Pontiac LeMans (1964-1965, 1968-1970), Pontiac Tempest (1964-1965, 1968-1970)
<b>PFG104-10373</b>	E-Coated Outer Tie Rod End	ES441RL	Front Outer	Chevrolet Camaro (1975-1981), Chevrolet Nova (1975-1979), Pontiac Phoenix (1977-1979)
<b>PFG104-10375</b>	E-Coated Right Inner Tie Rod End	ES443L	Front Right Inner	Buick Skylark (1975-1979), Chevrolet Camaro (1975-1981), Chevrolet Nova (1975-1979), Pontiac Phoenix (1977-1979)
<b>PFG104-10016</b>	E-Coated Inner Tie Rod End	ES2020RLT	Front Inner	Chevrolet Chevelle (1971-1973), Chevrolet El Camino (1971-1977), Chevrolet Impala (1977-1985, 1994-1996), Chevrolet Monte Carlo (1971-1977), Oldsmobile 442 (1971), Oldsmobile Cutlass (1971-1977), Pontiac GTO (1971), Pontiac Grand Am (1973-1975), Pontiac Grand Prix (1971-1977), Pontiac LeMans (1971-1977)
<b>PFG104-10076</b>	Outer Tie Rod End	ES234RL	Front Outer	Chevrolet Bel Air (1955-1957)
<b>PFG104-10138</b>	Tie Rod End	ES3121RL	See Applications	Chevrolet Bel Air - Front Outer (1958-1962), Chevrolet Chevy II - Front Inner (1962), Chevrolet Corvair - Front Outer (1960), Chevrolet Impala - Front Outer (1959-1962)
<b>PFG104-10380</b>	Inner Tie Rod End	ES597	Front Inner	Chevrolet Bel Air (1958-1964), Chevrolet Impala (1959-1964)
<b>PFG104-10162</b>	Tie Rod End	ES323L	Front Outer	Chevrolet Bel Air (1963-1964), Chevrolet Impala (1963-1964)
<b>PFG104-10529</b>	Tall Outer Tie Rod End	-	Front Outer	Chevrolet Camaro (1968-1969), Chevrolet Chevy II (1968), Chevrolet Nova (1970-1974), Pontiac Firebird (1968)
<b>PFG104-10162</b>	Tie Rod End	ES323L	See Applications	Chevrolet Chevy II - Front Inner (1963-1967), Chevrolet Corvette - Front Left Inner, Front Right Outer (1963-1982), Chevrolet Corvair - Front Outer (1963-1964)
<b>PFG104-10363</b>	Outer Tie Rod End	-	Front Outer	Chevrolet C10 Truck (1971-1972), Chevrolet Blazer (1971-1972), Chevrolet/GMC Suburban (1971-1972), GMC C15/1500 Truck (1971-1972)
<b>PFG104-10371</b>	Outer Tie Rod End	-	Front Outer	Ford Mustang II (1974-1978), Ford Pinto (1973-1980), Mercury Bobcat (1975-1980)

## Steering Tie Rod End Adjusting Sleeves



Part No.	Description	Moog Ref #	Position	Vehicle Applications
<b>PFG105-10035</b>	Billet Aluminum Tie Rod Sleeves	-	Front	Chevrolet Caprice (1971-1996), Chevrolet Chevelle (1971-1973), Chevrolet El Camino (1971-1977), Chevrolet Impala (1971-1985, 1994-1996), Chevrolet Monte Carlo (1971-1977), Chevrolet Nova (1975-1979), Ford Falcon (1963-1970), Ford Falcon Sedan Delivery (1963-1965), Ford Mustang (1965-1973), Ford Ranch Wagon (1960-1962), Ford Ranchero (1963-1971), Ford Torino (1968-1971)
<b>PFG105-10035</b>	Billet Aluminum Tie Rod Sleeves	-	Front	Mercury Cougar (1967-1972), Oldsmobile Cutlass (1971-1977), Pontiac Firebird (1969-1981), Pontiac GTO (1971), Pontiac Grand Am (1973-1975), Pontiac Grand Prix (1962-1968, 1971-1977), Pontiac LeMans (1971-1977)
<b>PFG105-10037</b>	Billet Aluminum Tie Rod Sleeves	-	Front	Chevrolet Camaro (1967-1969), Chevrolet Caprice (1966-1970), Chevrolet Chevy II (1968), Chevrolet Impala (1965-1970), Chevrolet Nova (1970-1974), Pontiac Firebird (1967-1968)
<b>PFG105-10036</b>	Billet Aluminum Tie Rod Sleeves	-	Front	Chevrolet Camaro (1982-1992), Chevrolet Chevelle (1964-1970), Chevrolet Chevy II (1962-1967), Chevrolet El Camino (1964-1970, 1978-1987), Chevrolet Malibu (1978-1983), Chevrolet Monte Carlo (1970, 1978-1988), Chevrolet Vega (1971-1977), Oldsmobile Cutlass (1964-1970, 1978-1981, 1985-1987), Pontiac Firebird (1982-1992), Pontiac Grand Am (1978-1980), Pontiac Grand LeMans (1981-1982), Pontiac Grand Prix (1969-1970, 1978-1987)
<b>PFG105-10004</b>	Tie Rod End Adjusting Sleeve	ES2004S	Front Right	Ford Falcon (1964-1965), Ford Falcon Sedan Delivery (1963-1965), Ford Mustang (1965-1966), Ford Ranchero (1964-1965), Mercury Comet (1965)
<b>PFG105-10050</b>	Billet Aluminum Tie Rod Sleeves	-	Front	Chevrolet Corvette (1963-1982)
<b>PFG105-10048</b>	Billet Aluminum Tie Rod Sleeves	-	Front	Dodge Challenger (1970-1974), Dodge Charger (1966-1972), Plymouth Barracuda (1964-1974), Plymouth GTX (1967, 1970-1971), Plymouth Roadrunner (1968-1972)
<b>PFG105-10035</b>	Billet Aluminum Tie Rod Sleeves	-	Front Right	Ford Falcon (1964)
<b>PFG105-10004</b>	Tie Rod End Adjusting Sleeve	ES2004S	Front Left	Ford Falcon (1965)
<b>PFG105-10035</b>	Billet Aluminum Tie Rod Sleeves	-	Front Left	Ford Falcon (1965)

## Suspension Stabilizer Bar Link Kits



Part No.	Description	Moog Ref #	Position	Vehicle Applications
<b>PFG113-10010</b>	Sway Bar End Link	K5252	Front	Chevrolet Camaro (1970-2002), Chevrolet Caprice (1971-1996), Chevrolet Cavalier (1982-1994), Chevrolet Chevelle (1973), Chevrolet Chevy II (1968), Chevrolet Corsica (1987-1996), Chevrolet El Camino (1973-1977), Chevrolet Impala (1971-1985, 1994-1996), Chevrolet Malibu (1973-1977), Chevrolet Monte Carlo (1973-1977), Chevrolet Nova (1970-1979), Oldsmobile Cutlass (1975-1977), Oldsmobile Cutlass Supreme (1975-1977), Pontiac Firebird (1970-2002), Pontiac Grand Prix (1973-1977), Pontiac LeMans (1973-1977)
<b>PFG113-10010</b>	Sway Bar End Link	K5252	Rear	Chevrolet Camaro (1982-2002), Pontiac Firebird (1982-2002)



## Suspension Ball Joints

Part No.	Description	Moog Ref #	Vehicle Applications (not all applications listed)
PFG101-10013	E-Coated Lower Ball Joint	K5103	Chevrolet Camaro (1967-1969), Chevrolet Chevelle (1964-1972), Chevrolet Chevy II (1968), Chevrolet El Camino (1964-1972), Chevrolet Malibu (1964-1967), Chevrolet Monte Carlo (1970-1972), Chevrolet Nova (1970-1974), Oldsmobile 442 (1965-1971), Oldsmobile Cutlass (1964-1972), Pontiac Firebird (1967-1969), Pontiac GTO (1964-1972), Pontiac Grand Prix (1969-1972), Pontiac LeMans (1964-1972), Pontiac Tempest (1964-1970)
PFG101-10015	E-Coated Upper Ball Joint	K5108	Chevrolet Camaro (1967-1969), Chevrolet Chevelle (1964-1972), Chevrolet Chevy II (1968), Chevrolet El Camino (1964-1972), Chevrolet Malibu (1964-1967), Chevrolet Monte Carlo (1970-1972), Chevrolet Nova (1969-1974), Oldsmobile 442 (1965-1971), Oldsmobile Cutlass (1964-1972), Pontiac Firebird (1967-1969), Pontiac GTO (1964-1972), Pontiac Grand Prix (1969-1972), Pontiac LeMans (1964-1972), Pontiac Tempest (1964-1970)
PFG101-10016	Tall Upper Ball Joint	-	Chevrolet Camaro (1967-1969), Chevrolet Chevelle (1964-1972), Chevrolet Chevy II (1968), Chevrolet El Camino (1964-1972), Chevrolet Malibu (1964-1967), Chevrolet Monte Carlo (1970-1972), Chevrolet Nova (1969-1974), Oldsmobile 442 (1965-1971), Oldsmobile Cutlass (1964-1972), Pontiac Firebird (1967-1969), Pontiac GTO (1964-1972), Pontiac Grand Prix (1969-1972), Pontiac LeMans (1964-1972), Pontiac Tempest (1964-1970)
PFG101-10019	E-Coated Upper Ball Joint	K5208	Chevrolet Bel Air (1971-1975, 1981), Chevrolet Camaro (1970-1981), Chevrolet Caprice (1971-1996), Chevrolet Chevelle (1973), Chevrolet El Camino (1973-1987), Chevrolet Impala (1971-1985, 1994-1996), Chevrolet Malibu (1973-1983), Chevrolet Monte Carlo (1973-1988), Chevrolet Nova (1975-1979), Pontiac Firebird (1970-1981), Pontiac GTO (1973), Pontiac Grand Am (1973-1975, 1978-1980), Pontiac Grand LeMans (1981-1982), Pontiac Grand Prix (1973-1987), Pontiac LeMans (1973-1981)
PFG101-10020	Tall Upper Ball Joint	-	Chevrolet Camaro (1970-1981), Chevrolet Caprice (1971-1996), Chevrolet Chevelle (1973), Chevrolet El Camino (1973-1987), Chevrolet Impala (1971-1985, 1994-1996), Chevrolet Malibu (1973-1983), Chevrolet Monte Carlo (1973-1988), Chevrolet Nova (1975-1979), Oldsmobile Cutlass (1973-1981, 1985-1987), Oldsmobile Cutlass Calais (1978-1984), Pontiac Firebird (1970-1981), Pontiac GTO (1973), Pontiac Grand Am (1973-1975, 1978-1980), Pontiac Grand Prix (1973-1987), Pontiac LeMans (1973-1981)
PFG101-10049	E-Coated Lower Ball Joint	K6145T	Chevrolet Camaro (1970-2002), Chevrolet Caprice (1977-1996), Chevrolet Chevelle (1973), Chevrolet El Camino (1973-1987), Chevrolet Impala (1977-1985, 1994-1996), Oldsmobile Cutlass (1973-1981, 1985-1987), Pontiac Firebird (1970-2002), Pontiac GTO (1973), Pontiac Grand Am (1973-1975, 1978-1980), Pontiac Grand LeMans (1981-1982), Pontiac Grand Prix (1973-1987)
PFG101-10014	Tall Lower Ball Joint	-	Chevrolet Chevelle (1964-1972), Chevrolet El Camino (1964-1972), Chevrolet Malibu (1964-1967), Chevrolet Monte Carlo (1970-1972), Oldsmobile 442 (1965-1971), Oldsmobile Cutlass (1964-1972), Pontiac GTO (1964-1972), Pontiac Grand Prix (1969-1972), Pontiac LeMans (1964-1972), Pontiac Tempest (1964-1970)
PFG101-10048	Tall Lower Ball Joint	-	Chevrolet El Camino (1978-1987), Chevrolet Malibu (1978-1983), Chevrolet Monte Carlo (1978-1988), Oldsmobile Cutlass (1978-1981, 1985-1987), Pontiac Grand Prix (1978-1987), Pontiac LeMans (1978-1981)
PFG101-10128	Right Lower Ball Joint	K781	Dodge Charger (1966-1972), Plymouth Barracuda (1970-1974), Plymouth Roadrunner (1968-1972)
PFG101-10129	Left Lower Ball Joint	K783	Dodge Charger (1966-1972), Plymouth Barracuda (1970-1974), Plymouth Roadrunner (1968-1972)
PFG101-10036	E-Coated Lower Ball Joint	K6023	Chevrolet C10 Truck (1963-1970), GMC C15/1500 Truck (1967-1970), Chevrolet/GMC Suburban (1968-1970), GMC Jimmy (1970)
PFG101-10037	E-Coated Upper Ball Joint	K6024	Chevrolet C10 Truck (1963-1970), GMC C15/1500 Truck (1967-1970), Chevrolet/GMC Suburban (1968-1970), GMC Jimmy (1970)
PFG101-10040	E-Coated Lower Ball Joint	K6117T	Chevrolet C10 Truck (1971-1999), Chevrolet C15 Truck (1975-1978), GMC C15/1500 Truck (1971-1974), Chevrolet/GMC Suburban (1971-1991), Chevrolet K5 Blazer (1975-1982), GMC Jimmy (1971-1982)
PFG101-10044	E-Coated Upper Ball Joint	K6124	Chevrolet C10 Truck (1971-1972), GMC C15/1500 Truck (1971-1972), Chevrolet/GMC Suburban (1971-1972), Chevrolet K5 Blazer/GMC Jimmy (1971-1972)
PFG101-10045	Lower Ball Joint	K6129T	Chevrolet C20/C25 Truck (1971-1978), Chevrolet C30 Truck (1975-1986), GMC C35/2500 Truck (1971-1986), Chevrolet/GMC Suburban (1971-1986)
PFG101-10086	E-Coated Upper Ball Joint	-	Dodge Dart (1963-1972), Dodge Lancer (1961-1962), Plymouth Barracuda (1964-1969), Plymouth Duster (1970-1972), Plymouth Valiant (1960-1972), Plymouth Scamp (1971-1972)
PFG101-10151	E-Coated Lower Ball Joint	-	Ford Galaxie 500 (1968-1974), Ford Ranchero (1972-1979), Ford Thunderbird (1967-1979), Ford Torino (1972-1976), Mercury Montego (1972-1976), Mercury Cougar (1974-1979)
PFG101-10299	E-Coated Lower Ball Joint	-	Buick Skyhawk (1975-1980), Chevrolet Monza (1975-1980), Chevrolet Vega (1975-1977), Oldsmobile Starfire (1975-1980), Pontiac Astre (1975-1977), Pontiac Sunbird (1976-1980)
PFG101-10301	E-Coated Lower Ball Joint	-	Chevrolet Vega (1971-1974)
PFG101-10302	Lower Ball Joint	-	Ford LTD (1967-1972), Ford Galaxie 500 (1968-1972), Ford Thunderbird (1967-1972), Lincoln Continental (1970-1972), Lincoln Mark III/IV (1968-1972), Mercury Marquis (1967-1972), Mercury Montego (1972), Mercury Monterey (1967-1972)
PFG101-10369	Lower Ball Joint	K719	Chrysler Lebaron (1977-1981), Chrysler Cordoba (1976-1983), Chrysler 300 (1962-1964), Dodge Charger (1973-1978), Dodge Dart (1960-1961), Plymouth Fury (1960-1961, 1975-1978), Plymouth Gran Fury (1980-1989)
PFG101-10384	E-Coated Upper Ball Joint	-	Buick Electra (1959-1960), Buick Lesabre (1959-1960), Buick Roadmaster (1958)



## Suspension Ball Joints Cont.

Part No.	Description	Moog Ref #	Vehicle Applications (not all applications listed)
PFG101-10385	E-Coated Lower Ball Joint	—	Buick Electra (1959-1960), Buick Lesabre (1959-1960), Buick Roadmaster (1958)
PFG101-10439	E-Coated Lower Ball Joint	—	Ford Fairlane (1968-1970), Ford Falcon (1968-1970), Ford Granada (1975-1980), Ford Mustang (1968-1973), Ford Ranchero (1968-1971), Ford Torino (1968-1971), Mercury Comet (1967-1977), Mercury Cyclone (1968-1971), Mercury Cougar (1968-1973)
PFG101-10469	E-Coated Upper Ball Joint, 1" Taller Stud	—	Buick Regal (1978-1987), Chevrolet El Camino (1978-1987), Chevrolet Malibu (1978-1983), Chevrolet Monte Carlo (1978-1988), GMC Caballero (1982-1987), Oldsmobile Cutlass (1978-1988), Pontiac Bonneville (1978-1988), Pontiac Grand Prix (1978-1987)
PFG101-10477	E-Coated Upper Ball Joint, 1/2" Taller Stud	—	Chevrolet Bel Air (1955-1970), Chevrolet Biscayne (1958-1970), Chevrolet Corvette (1963-1982), Chevrolet Impala (1959-1970)



## Suspension Control Arm and Ball Joint Assemblies

Part No.	Description	Moog Ref #	Position	Vehicle Applications
PFG115-10034	Polyurethane Lower Control Arm Bushings	—	Front Lower	Dodge Challenger (1970-1974), Plymouth Barracuda (1964-1974)
PFG120-10005	Greasable Lower Control Arm Pivot Shaft Kit	—	Front Lower	Dodge Challenger (1970-1974), Dodge Charger (1966-1972), Plymouth Barracuda (1970-1974), Plymouth Cuda (1970-1974), Plymouth Roadrunner (1968-1972)
PFG120-10003	Greasable Lower Control Arm Pivot Shaft Kit	—	Front Lower	Dodge Dart (1965-1976), Plymouth Barracuda (1965-1969)



## Control Arm Shaft Kits

Part No.	Description	Moog Ref #	Position	Vehicle Applications (not all applications listed)
PFG120-10047	Offset Upper Control Arm Shaft Kit	—	Upper Control Arm	Chevrolet Camaro (1967-1969), Chevrolet Chevelle (1964-1972), Chevrolet El Camino (1973), Chevrolet Monte Carlo (1973), Oldsmobile Cutlass (1965-1972), Pontiac Firebird (1967-1969), Pontiac GTO (1964-1972), Pontiac Grand Prix (1969-1972), Pontiac LeMans (1964-1972)
PFG120-10048	Offset Upper Control Arm Shaft Kit	—	Upper Control Arm	Chevrolet Camaro (1970-1973), Chevrolet Chevelle (1973), Chevrolet El Camino (1964-1972), Chevrolet Impala (1971-1973), Chevrolet Monte Carlo (1970-1972), Oldsmobile Cutlass (1973-1977), Pontiac Firebird (1970-1973), Pontiac GTO (1973), Pontiac Grand Prix (1973), Pontiac LeMans (1973)
PFG120-10049	Control Arm Shaft Kit	—	Front Lower	Dodge Dart (1963-1976), Dodge Lancer (1962), Plymouth Barracuda (1964-1969), Plymouth Duster (1970-1976), Plymouth Valiant (1962-1976)
PFG120-10050	Control Arm Shaft Kit	—	Front Lower	Dodge Charger (1966-1972), Dodge Challenger (1970-1974), Dodge 440 (1963-1964), Plymouth Cuda (1970-1974), Plymouth Fury (1962-1964), Plymouth Road Runner (1968-1972), Plymouth Superbird (1970)






## LS Slant Edge Covers

These new valve covers are taller than stock valve covers and can accommodate a wide variety of large valve train applications. Fits GM LS engines only.

Part No.	Description
PFM141-256	Chevy Black Crinkle with Raised LSX Logo
PFM141-257	Chevy Ornage, Raised LSX Emblem
PFM141-261	Chevy Orange, Raised Emblem
PFM141-262	Black Crinkle, Raised Emblem
PFM141-263	Cast Gray, Raised Emblem
PFM141-266	Polished, No Emblem

## Integrated Coil Brackets

What to do with those pesky coils in such a confined space? A unique rail mounting system attaches to the threaded holes on the valve cover, and the individual coils attach to the rail so they can be mounted in multiple positions. All necessary hardware included.



Part No.	Description
PFM69520	Coil Bracket for LS 1 Style Coils
PFM69521	Coil Bracket for LS 3 and 7 Style Coils

## Slant-Edge Valve Covers

Small block center-bolt valve covers feature generous internal clearance for larger valve train setups and raised/recessed logos. Tall with removable baffles and mounting hardware included.



Part No.	Description
PFM141-840	Black Crinkle, Raised Logo
PFM141-843	Polished, Recessed Red/Black Logo
PFM141-845	Black Crinkle, Recessed Red Logo

## Chevy Bowtie Slant-Edge Aluminum Breather Caps

These new slant-edge aluminum push-in breather caps are available in five different finishes with just about every bowtie emblem configuration imaginable: raised and milled, recessed with inlaid paint, the unique recessed/raised blackfield, even no emblem at all. The 2.5" diameter cap fits a 1.22" hole. Grommet not included.



Part No.	Description
PFM141-850	No Emblem, Polished
PFM141-851	No Emblem, Chrome
PFM141-852	Recessed Black Bowtie Emblem, Chrome
PFM141-853	Recessed Red Bowtie Emblem, Chrome
PFM141-854	Recessed Black Bowtie Emblem, Polished
PFM141-855	Recessed Red Bowtie Emblem, Polished
PFM141-856	Blackfield Bowtie Emblem, Chrome
PFM141-857	Blackfield Bowtie Emblem, Polished
PFM141-858	Raised Bowtie Emblem, Black Crinkle
PFM141-859	Raised Bowtie Emblem, Chevy Orange
PFM141-860	Raised Bowtie Emblem, Cast Gray Crinkle
PFM141-861	Recessed Red Bowtie Emblem, Black Crinkle
PFM141-862	No Emblem, Black Crinkle

## Slant-Edge Die-Cast Valve Covers

Small block Chevy cast aluminum valve covers feature an innovative mold design that provides spacious inner clearances for roller rockers and stud girdles. Baffles are removable and rubber grommets are included. Some have Chevrolet and bow tie emblems for small block Chevy, 1959-86. Sold in pairs.



PFM141-923

Part No.	Description
PFM141-920	Polished, Raised Emblem
PFM141-921	Black Crinkle, Raised Emblem
PFM141-922	Chrome, Raised Emblem
PFM141-923	Metallic Gray, Recessed Blue/Red Emblem
PFM141-924	Chevy Orange, Raised Emblem
PFM141-925	Cast Gray Crinkle, Raised Emblem
PFM141-927	Polished, Recessed Red/Black Emblem
PFM141-928	Black Crinkle, Recessed Red/Black Emblem
PFM141-930	Chrome, Recessed Red/Black Emblem
PFM141-931	Yellow, Raised Emblem Milled
PFM141-939	Powder Coat Ready, Raised Emblem

## Late Model Die-Cast Valve Covers

1987-up small block Chevy centerbolt design, tall valve covers are manufactured from rigid, die-cast aluminum. Supplied with mounting bolts, stainless steel and rubber washers (available separately below). All valve covers include baffle and grommets. 2-9/16" tall. Sold in pairs.



Part No.	Description
PFM141-130	Polished with Baffle
PFM141-131	Black Crinkle with Baffle
PFM141-132	Chrome with Baffle
PFM141-133	Replacement Bolt and Washer Kit for Centerbolt Design Valve Covers (PFM141-130, PFM141-131, and PFM141-132)

## Stamped Steel Valve Covers

Chevrolet script and bow tie items have always been popular with hot rodders. Made to General Motors specifications, the quality is great! Sold in pairs.




PFM141-102

Part No.	Description	Finish/Color
<b>Small Block Chevy, Short</b>		
PFM141-102	With Baffle, Bow Tie Logo	Chrome
PFM141-750	With Baffle, Red Bow Tie Emblem	Black Crinkle
PFM141-899	With Baffle, Red Bow Tie Emblem/Black Chevrolet Lettering	Chrome
<b>Small Block Chevy, Tall</b>		
PFM141-101	Without Baffle, Bow Tie Logo	Chrome
PFM141-103	With Baffle, Bow Tie Logo	Chrome
PFM141-751	With Baffle, Red Bow Tie Emblem	Black Crinkle
PFM141-905	With Baffle, Red Bow Tie Emblem/Black Chevrolet Lettering	Chrome
<b>Small Block Chevy, 1987-Up</b>		
PFM141-107	Centerbolt Design, Short With Baffle, Red Bow Tie	Chrome
PFM141-907	Centerbolt Design, Short With Baffle	Black Crinkle
<b>Big Block Chevy, Short</b>		
PFM141-114	With Baffle, Bow Tie Logo	Chrome
PFM141-810	With Baffle	Black Crinkle
PFM141-812	With Baffle, Red Bow Tie Emblem/Black Chevrolet Lettering	Chrome
<b>Big Block Chevy, Tall</b>		
PFM141-811	With Baffle	Black Crinkle
PFM141-813	With Baffle, Red Bow Tie Emblem/Black Chevrolet Lettering	Chrome



## Die-Cast Valve Covers

Die-cast valve covers are manufactured to GM specifications, with internal oil drippers, GM designed baffles, and attractive Bow Tie and Chevrolet emblems. Sold in pairs.



PFM141-140

Part No.	Description
<b>PFM141-108</b>	Small Block Chevy Polished for 1959-86
<b>PFM141-116</b>	Small Block Chevy Black Crinkle for 1959-86, Recessed Emblem
<b>PFM141-117</b>	Small Block Chevy Chrome Plated for 1959-86, Recessed Emblem
<b>PFM141-118</b>	Small Block Chevy Orange, Recessed Emblems, Black Lettering and Bowtie Emblem
<b>PFM141-119</b>	Small Block Chevy Black Crinkle, Raised Emblem
<b>PFM141-120</b>	Small Block Chevy Orange, Raised Emblem
<b>PFM141-140</b>	Big Block Chevy Chrome Plated, Recessed Emblem

## Two-Piece Die-Cast Polished Aluminum Valve Covers

### PFM141-615

Two-piece tall, small block valve covers with the popular Chevrolet and bow tie emblems. Easily check valve train while the engine is running. The diagonal cut of the top section ensures no mess. Each valve cover features oversize bolts for fast removal, a top and bottom section, and a retained gasket for a tight seal. Will clear roller rockers and stud girdles. Valve covers come equipped with baffle and grommets. Fits 1959-86 engines. 2-9/16" tall. Sold in pairs.



**Technical Note:** Will not fit cylinder head 12340034 or similar (with three rectangular raised internal sections near the valve cover mounting surface), unless such sections are milled off.

## Chevrolet High-Tech Collector's Series

Small block Chevy stamped steel bolt-on components are electrostatically painted and baked with durable high-tech gray epoxy, finished with Bow Tie and Chevrolet emblems.



PFM141-361

Part No.	Description
<b>PFM141-363</b>	Bow Tie Timing Chain Cover for 1969-91 SB Chevy V8 and V6-90° Engines
<b>PFM141-364</b>	Bow Tie Valve Cover Wing Nuts for SB, BB, and V6 Chevy Engine, 4 Per Pack



## Street Performance Chrome Series



PFM141-900

1959-86 small block Chevy kit components.

Part No.	Description
<b>PFM141-900</b>	Full Kit Includes a 14" Chrome Air Cleaner, Two Tall Baffled Valve Covers, Timing Chain Cover, Chrome Valve Cover Breather, (8) Wing Nuts, and (8) Hold-Downs
<b>PFM141-616</b>	Chevy Bow Tie Push-In Breather
<b>PFM141-902</b>	Chevy Bow Tie Wing Nuts with Black and Red Emblems, 4 Pcs.
<b>PFM141-903</b>	Chevy Bow Tie Hold-Downs with Black and Red Emblems, 4 Pcs.
<b>PFM141-904</b>	Chevy Bow Tie Timing Chain Cover
<b>PFM141-905</b>	Chevy Bow Tie Valve Covers, Tall, Black and Red Emblems
<b>PFM141-906</b>	Chevy Bow Tie 14" Chrome Air Cleaner

## Carbon-Style Kits

Charcoal-colored carbon fiber is one of the most popular materials used in manufacturing today because of its strength and attractive looks. Proform's new carbon-style engine dress-up products are stamped steel parts with a carbon fiber film adhered to the exterior surface to give the parts the look customers crave at a reasonable price with the strength of steel.



Part No.	Description
<b>PFM141-713</b>	Chevy 14" Classic, Carbon-Style Air Cleaner Kit with Bowtie Center Nut
<b>PFM66013</b>	3" Carbon-Style Push-In Air Breather Cap

## Black Crinkle Series

Distinctive, durable, and one of the most popular dress-up kits available for 1959-86 small block Chevy. Both SBC and BBC components are also available individually.



Part No.	Description
<b>PFM141-758</b>	Full Kit Including One Set of Valve Covers, 14" Air Cleaner, Timing Chain Cover, Breather Cap, (8) Wing Nuts, and (8) Hold-Down Clamps
<b>PFM141-750</b>	Chevy Bow Tie, Short Baffled Valve Covers
<b>PFM141-751</b>	Chevy Bow Tie, Tall Baffled Valve Covers
<b>PFM141-752</b>	Chevy Bow Tie Classic 14" Air Cleaner
<b>PFM141-753</b>	Chevy Bow Tie Black Timing Chain Cover, 1966-91 Small Block
<b>PFM141-754</b>	Chevy Bow Tie Push-In Air Breather Cap, 3" Dia.
<b>PFM141-756</b>	Chevy Bow Tie Wing Nuts, Small Block and Big Block, 4 Pcs.
<b>PFM141-757</b>	Chevy Bow Tie Valve Cover Hold-Down Clamps, Small Block and Big Block through 1986, 8 Pcs.
<b>PFM141-219</b>	Chevy Bow Tie Black Timing Chain Cover, 1965-1990 Big Block, Includes Oil Seal



## Chevy Orange Kits

The complete kit includes an air breather, two tall baffled valve covers, timing chain cover, breather cap, 14-inch air cleaner, eight mini nuts, and eight hold-downs bearing the popular Chevrolet and Bow Tie Emblems in black.



Part No.	Description
<b>PFM141-780</b>	Full Kit. Includes One Set of Tall Valve Covers, Air Cleaner Kit, Timing Chain Cover, Breather Cap, (8) Hold-Down Clamps, and (8) Mini Nuts
<b>PFM141-784</b>	Valve Covers, Chevy Bowtie, Orange, Tall with Tall Baffle, Chevy SB
<b>PFM141-785</b>	Chevy 14" Classic, Orange Air Cleaner Kit with Bowtie Center Nut
<b>PFM141-786</b>	Chevy Bowtie Push-In Air Breather Cap, Orange, 3" Dia.
<b>PFM141-783</b>	Chevy Bowtie Timing Chain Cover, Orange, 1966-91 Small Block
<b>PFM141-782**</b>	Chevy Bowtie Valve Cover Hold-Down Clamps, Orange, SB and BB, V-6/90° through 1986
<b>PFM141-601**</b>	Chevy Bowtie Valve Cover Mini Nuts, Orange, SB and BB, V-6/90° through 1986
<b>PFM141-220</b>	Chevy Bowtie Timing Chain Cover, Orange, 1965-90 Big Block

\*\* Package contains 4 pieces. Order 2 packages per engine.

## Shark Gray Series

The shark gray finish is the latest from Chevrolet, and features striking inset logos in Chevrolet red. Available as a full kit, or as individual SBC and BBC components.



Part No.	Description
<b>PFM141-880</b>	Full Kit Including One Set of Valve Covers, 14" Air Cleaner, Timing Chain Cover, Breather Cap, (8) Wing Nuts, and (8) Hold-Down Clamps
<b>PFM141-881</b>	Valve Covers, Chevy Bowtie, Shark Gray, Tall with Tall Baffle, Chevy SB
<b>PFM141-882</b>	Chevy 14" Classic, Shark Gray Air Cleaner Kit with Bowtie Center Nut
<b>PFM141-884</b>	Chevy Bowtie Push-In Air Breather Cap, Orange, 3" Dia.
<b>PFM141-885**</b>	Chevy Bowtie Valve Cover Hold-Down Clamps, Shark Gray, SB and BB, V-6/90° through 1986
<b>PFM141-886**</b>	Chevy Bowtie Valve Cover Mini Nuts, Shark Gray, SB and BB, V-6/90° through 1986
<b>PFM141-888</b>	Chevy Bowtie, Shark Gray, Valve Covers, Tall with Baffle, 1965-1990 Chevy Big Block
<b>PFM141-889</b>	Chevy Bow Tie, Shark Gray Timing Chain Cover, 1965-1990 Big Block, Includes Oil Seal

\*\* Package contains 4 pieces. Order 2 packages per engine.

## Small Block Chevy Engine Dress-Up Kits

Includes Chevrolet Bow Tie logo valve covers, timing cover, wire looms, breather, dipstick, timing tab, and grommets. For 1959-86 small block Chevs.



Part No.	Description
<b>PFM141-001</b>	Chrome Steel
<b>PFM141-758</b>	Black Crinkle Steel
<b>PFM141-900</b>	Street Performance Chrome

## Valve Cover Wing Nuts

The Bow Tie emblem is cut sharply into the top of each wing nut. The lower ends of the shafts are manufactured with wide shoulders for broad load distribution. Each wing nut is supplied with a separate stud which permits precise gasket positioning on the head prior to mounting the valve covers. Fits Chevrolet small and big block, and V6 with 1/4" x 20 threads. Four per package.



Part No.	Description
<b>PFM141-364</b>	Metallic Gray
<b>PFM141-600</b>	Chrome
<b>PFM141-756</b>	Black Crinkle
<b>PFM141-902</b>	Chrome with Red Bow Tie

## Grommet Set

### PFM141-615

Set includes one grommet for push-in air breather and one grommet for PCV valve.



## Valve Cover Mini Nuts

Custom valve cover mini nuts feature a Bow Tie logo on the top of each fastener. Separate studs are included for precise gasket positioning. The wing nuts fit Chevrolet big block, small block, and V6 cylinder heads. Sold four per package.



Part No.	Description
<b>PFM141-601</b>	Chevy Orange
<b>PFM141-759</b>	Black Crinkle
<b>PFM141-909</b>	Chrome with Red Bow Tie

## Valve Cover Hold-Down Clamps

Fits small block Chevy stamped valve covers, V8 and V6 90° engines through 1986. Four per package.



Part No.	Description
<b>PFM141-610</b>	Chrome
<b>PFM141-757</b>	Black Crinkle with Red Bow Tie
<b>PFM141-903</b>	Chrome with Red Bow Tie

## Breather Caps

Push-in, three-inch diameter air breather caps are embossed on the top with a Bow Tie emblem to match the genuine factory-parts appearance of the engine. For use in valve covers with grommets fitting 1.22" holes.



Part No.	Description
<b>PFM141-616</b>	Chrome
<b>PFM141-754</b>	Black Crinkle

## Freeze Plug Inserts

### PFM141-233

Give the engine block the ultimate trick look with machined billet aluminum freeze plug inserts featuring a recessed red Bow Tie emblem. Package of 2.



**TECHNICAL NOTE:** This is not a freeze plug replacement.



## Filtered Air Breathers

Push-in filtered air breathers, with the raised Bow Tie emblem stamped prominently in the top, are offered in two styles: with the heat-shield hood and without. Breathers are 3" in diameter and fit valve covers with 1.22" holes.



Part No.	Description
<b>PFM141-614</b>	Black Crinkle, without Hood
<b>PFM141-621</b>	Push-In Filter, with Hood
<b>PFM141-622</b>	Push-In Filter, without Hood

## Push-In Oil Filler Cap

### PFM141-630

Chevrolet Bow Tie embossed and raised on top. For valve covers with 1.22" diameter hole.



## Ignition Wire Looms

### PFM141-636

Red Chevrolet and Bow Tie emblems are molded onto the black nylon head of each wire loom. Looms are mounted on chrome stems. Fit Chevrolet 1959-86 small block V8 and Chevrolet 1965-90 big block V8. 4-wire looms, two per package.



## Linear Ignition Wire Looms

Using the valve cover mounting bolts, these handsome Chevrolet chrome looms are positioned along the valve cover to hold the wires in a neat parallel arrangement.



Part No.	Description
<b>PFM141-638</b>	1959-91, Small Block Chevy V8, Chrome Finish
<b>PFM141-639</b>	1965-96, Big Block Chevy, Chrome Finish
<b>PFM141-709</b>	1965-96, Big Block Chevy, Black Crinkle Finish w/Red Logo


## Chrome Oil Dipstick Kits



Kits include dipstick and tube and are available for small and big block Chevrolet. Dipsticks have classic hook handles and the Chevy logo stamped near the fill indicator mark.

Part No.	Description
<b>PFM141-550</b>	1977 & Earlier, Chevrolet Small Block V8
<b>PFM141-551</b>	1978-81, Chevrolet Small Block V8
<b>PFM141-553</b>	1965-90, Chevrolet Big Block V8

## Timing Chain Covers and Pointers



Part No.	Description
<b>Timing Covers</b>	
<b>PFM141-215</b>	1969-91, SB Chevy and V6/90°, Chrome
<b>PFM141-216</b>	1965-90 BB Chevy, Chrome
<b>PFM141-363</b>	1969-91, SB Chevy and V6/90°, Metallic Gray, Blue Bow Tie, Red Chevrolet
<b>PFM141-753</b>	1969-91, SB Chevy, Black Crinkle
<b>PFM141-904</b>	1969-91, SB Chevy, Chrome, Red Bow Tie, Black Chevrolet
<b>Timing Pointers</b>	
<b>PFM141-200*</b>	1969-91, SB Chevy V8 or V6/90° with 6-3/4" or 7" Balancer
<b>PFM141-201</b>	1965-90, BB Chevy with 8" Balancer
<b>PFM141-202*</b>	1965-90, SB Chevy V8 or V6/90° with 8" Balancer

\* TECHNICAL NOTE: May be used for some pre-1969 engines by relocating top dead center on the balancer.

## Air Cleaner Wing Nuts

A nice addition to any hot rod.



Nuts have 1/4"-20 threads. Small nuts are 1-1/2" dia. Large nuts are 2-1/4" dia.

Part No.	Description
<b>PFM141-322</b>	Bow Tie, Small
<b>PFM141-323</b>	Hi-Tech Bow Tie, Large
<b>PFM141-327</b>	Hi-Tech GM, Large
<b>PFM141-328</b>	Hi-Tech Bow Tie, Small
<b>PFM141-332</b>	Hi-Tech GM, Small
<b>PFM141-333</b>	Bow Tie, Large
<b>PFM141-369</b>	Bow Tie, Large, Black Crinkle

## X-Large Air Cleaner Wing Nuts

These custom designed Chevy bowtie and GM emblem air cleaner wing nuts are available in three different versions. The aluminum wing nuts are manufactured to fit both 1/4"-20 and 5/16"-18 carburetor studs. 5-5/8"W x 3/4"H.



Part No.	Description
<b>PFM141-335</b>	Bowtie Emblem, Black Crinkle/Red
<b>PFM141-336</b>	Bowtie Emblem, Large Chrome/Gold
<b>PFM141-339</b>	Bowtie Emblem, Black Crinkle/Black

## Classic 14" Air Cleaner Kits

Classic air cleaners are supplied with genuine GM (AC) air filter elements for maximum airflow and a choice of Chevrolet logo. Each includes mounting hardware (stud and gasket).



Part No.	Description
<b>PFM141-302</b>	Chevrolet Logo On Top And Bow Tie Nut, Chrome
<b>PFM141-307</b>	High Performance Air Cleaner, Plain Finish and Wing Nut
<b>PFM141-906</b>	Black Crinkle with Bow Tie
<b>PFM141-752</b>	Black Crinkle, Bow Tie Nut, Red Chevrolet Inlaid



## Super-Light Aluminum 14" Air Cleaners

Available with or without the famous Bow Tie and Chevrolet emblems, in clear anodized or black, Super-Light 14" air cleaners offer good looks and excellent air flow for maximum performance. All have super-deep aluminum bases for hood clearance with high-rise manifolds.



Part No.	Description
<b>PFM141-690</b>	14" Black Aluminum Air Cleaner, No Logo
<b>PFM141-692</b>	14" Black Aluminum Air Cleaner, Bow Tie and Chevrolet Logos
<b>PFM141-693</b>	14" Clear Anodized Aluminum Air Cleaner, Bow Tie and Chevrolet Logos

**Note:** Always lower the hood slowly to confirm clearance. The 14" air cleaner kits have 3" tall filter and bases are recessed for a low profile and hood clearance. Minimum clearance of 3-3/4" is required from the top of the carburetor to the underside of the hood.

## Slant-Style Aluminum Air Cleaners

These 14" x 3" low-profile air cleaner assemblies with Chevrolet Bow Tie, raised or recessed emblems and logos are a great way to dress up any engine compartment. Each kit contains all necessary hardware needed for installation.



Part No.	Description
<b>PFM141-830</b>	Chevrolet Script and Bow Tie Emblem, Black Crinkle, Raised Emblem
<b>PFM141-831</b>	Chevrolet Script and Bow Tie Emblem, Chevy Orange, Raised Emblem
<b>PFM141-833</b>	Chevrolet Script and Bow Tie Emblem, Polished, Recessed Red and Black Emblem
<b>PFM141-834</b>	Chevrolet Script and Bow Tie Emblem, Black Crinkle, Recessed Red Emblem
<b>PFM141-835</b>	Chevrolet Script and Bow Tie Emblem, Chrome, Recessed Red and Black Emblem

## High-Performance Electric Fans

These fans help prevent overheating in stop-and-go traffic. Designed to fit the most popular cars and trucks, they help increase gas mileage, improve engine performance, and free the water pump pulley for more RPM. Install in minutes with simple hand tools.



Part No.	Description
<b>PFM67011</b>	10" Electric Fan, S-Blade, 1000 CFM
<b>PFM67013</b>	12" Electric Fan, S-Blade, 1200 CFM
<b>PFM67027</b>	16" Electric Fan, S-Blade, 2100 CFM
<b>PFM67010</b>	10" Electric Fan, Straight Blade, 1000 CFM
<b>PFM67012</b>	12" Electric Fan, Straight Blade, 1200 CFM
<b>PFM67014</b>	14" Electric Fan, Straight Blade, 1650 CFM
<b>PFM67016</b>	16" Electric Fan, Straight Blade, 2100 CFM

## S-Blade 15" Universal Fan with Thermostat

### PFM67029

Your stock fan robs your engine of up to 15 or more horsepower! Replace it with a rugged fan equipped with an adjustable 180°-240°F thermostat. Bolts to your radiator supports using sturdy brackets. With a heavy-duty motor, and 15" diameter, this unit pulls up to 2,800 CFM of air, cooling vehicles with up to 250+HP (without air) and 220+ HP (with air). Overall: 18" x 16-1/8" x 4". Draw: 14 amps.



## Adjustable Electric Fan Controller

This adjustable fan controller allows you to set fan activation. Adjustable between 150 - 240°F.



Part No.	Description
<b>PFM69598</b>	Thread-In Probe, 3/8" NPT
<b>PFM69599</b>	Push-In Probe

## Bow Tie Electric Water Pumps


Eliminate unnecessary weight and high RPM impeller drag which can rob horsepower. Electric water pumps can move up to 35 gallons per minute and increase cooling dramatically. Durable die-cast aluminum pumps have polished, chrome or epoxy powder coated finishes. Pumps have a bright red Bow Tie emblem imprinted. 1" pipe to 1-3/4" hose fitting included.



Part No.	Description
<b>Small Block Chevy</b>	
<b>PFM141-651</b>	Black
<b>Big Block Chevy</b>	
<b>PFM141-674</b>	Black

## Fuel Pump Block-Off Plates

For use on Chevrolet V8. Stamped with the Chevrolet Bow Tie, these plates include gaskets.



Part No.	Description
<b>PFM141-210</b>	Small Block Chevy
<b>PFM141-211</b>	Big Block Chevy





## Water Necks

Chevrolet water necks utilize neoprene O-ring gaskets instead of regular gaskets, eliminating leakage. Supplied with chrome bolts.

PFM141-500



Part No.	Description
<b>PFM141-501</b>	1966-75 Chevrolet, Camaro, and Chevelle V8s

## Alternators

Chrome alternators are 100% new with no rebuilt parts. They have machined pulleys, red Chevy Bow Tie emblems, and individually prepared operating performance graphs for a new level of functionality.



Part No.	Description
<b>PFM141-659</b>	80-Amp Alternator
<b>PFM141-657</b>	100-Amp Alternator
<b>PFM141-660</b>	120-Amp Alternator

## GM Performance

### Parts Licensed Distributors

Distributor's sintered steel weights, melonized gears, and validated harnesses and capacitors provide reliable energy flow and long life. Adjustable vacuum advance allows fine tuning to improve performance and eliminate potentially harmful detonation. Fits all Chevrolet V8 (except 348-409) standard deck height. HEI coil is included. Available with red or black caps



Part No.	Description
<b>PFM141-682</b>	Black Cap HEI Distributor with Coil
<b>PFM141-683</b>	Red Cap with HEI Distributor with Coil

### GM HEI Street/Strip Distributors

Units offer calibrated advance curves that are optimized for maximum combustion efficiency and to eliminate detonation. Each unit includes a high-power coil, high-dielectric red cap with brass terminals, and a low-saturation ignition module.



Part No.	Description
<b>PFM67080</b>	Chevy V6, 262 CID
<b>PFM67081</b>	Chevy Inline 6 Cylinder
<b>PFM66953</b>	Pontiac V8
<b>PFM66955</b>	Oldsmobile V8

### Chevy HEI High-Performance Distributor

#### PFM66940

Buy a 100% brand new distributor at an affordable price for 1955-up small and big block Chevy. Coil not included, use PFM66943C.



## Chevy Racing Distributor with Coil

A distributor with a 50,000 volt coil that produces spark through 7,500 RPM with true spark alignment for instantaneous response. High-performance curve, a premium cap with brass terminals, and a low-saturation ignition module are included. Die-cast aluminum housing is available polished, except where noted. Fits all 1955-82 Chevy V8.



Part No.	Description
<b>PFM66941BK</b>	Polished Distributor With Black Cap
<b>PFM66941BKU</b>	Unpolished Distributor With Black Cap

## Conversion Ignition Kits

Convert old points-style ignition to modern electronic ignition. Kit includes distributor with high-performance advance curve, electronic control unit, wiring harness, ballast resistor, and instructions.



Part No.	Description
<b>PFM66991</b>	273, 318, 340, 360
<b>PFM66993</b>	361, 383, 400
<b>PFM66995</b>	413, 426W, 440, 426 Hemi

## Distributor Clamps

Aluminum clamps keep the distributor on Chevy V8s locked in place.



Part No.	Description
<b>PFM66985</b>	Billet Look Distributor Clamp
<b>PFM66986</b>	Blue Anodized Distributor Clamp
<b>PFM66987</b>	Red Anodized Distributor Clamp

## Harmonic Balancer Covers

Proform balancer covers have etched timing marks and are available in chrome and billet-look finishes. Offered for V8s with 6-3/4" or 8" diameter harmonic balancers.



Part No.	Description
<b>PFM66517CC</b>	6-3/4" Chrome Balancer Cover
<b>PFM66518CC</b>	8" Chrome Balancer Cover

## Electric Water Pumps

Cast aluminum pumps can supply over 35 gallons of water per minute and are available in chrome, blue, black, red, and polished versions for race or street use. 1" pipe to 1-3/4" hose fitting included.



PFM66225B

Part No.	Finish/Color	Part No.	Finish/Color
Chevy Small Block		Chevy Big Block	
<b>PFM66225P</b>	Polished	<b>PFM68230P</b>	Polished
<b>PFM66225B</b>	Blue	<b>PFM68230B</b>	Blue
<b>PFM66225BK</b>	Black	<b>PFM68230BK</b>	Black
<b>PFM66225R</b>	Red	<b>PFM68230R</b>	Red
Ford Small Block			
<b>PFM68220B</b>	Blue		
<b>PFM68220BK</b>	Black		
<b>PFM68220R</b>	Red		



## Street Series Carburetors

High-quality, die-cast aluminum fuel bowls have fuel level windows for quick visual reference. Float level adjustments do not require sight plug removal, eliminating fuel spillage. Bowls have 3/8" inverted flare fuel inlet fittings and will accept all conventional dual feed fuel lines compatible with Holley® carburetors. Carburetors have provisions for a choke assembly and changeable idle air bleeds for easy calibration changes.



Part No.	CFM
<b>Mechanical Secondary</b>	
PFM67212	650
PFM67213	750
PFM67214	850

## Mechanical Secondary Race Series 4-Barrel Carburetors

Affordable, high-performance carburetors are hand assembled in the U.S. using Proform components. Each carburetor includes a high-flow main body, and billet metering blocks and throttle base plates. Carburetors have power valve blow-out protection, down-leg style boosters, adjustable screw-in air bleeds, timed and full vacuum ports, and welded throttle shafts.



Part No.	CFM
PFM67199	650
PFM67200	750
PFM67201	850

## Billet Throttle Base Plates

Billet base plates are stronger and more durable than die-cast base plates. Base plates include timed and full vacuum ports, adjustable secondary air flow cam brackets, button head Torx throttle plate screws and power valve blow-out protection.



Part No.	Description
PFM67155	650/700/750/800 CFM Replacement Base Plate
PFM67156	850 CFM Replacement Base Plate

## Billet Metering Block

### PFM67150C

Block has changeable idle feed restrictions and other racing upgrades to enhance performance. Machined from solid aluminum to eliminate porosity and warping. Fits Holley 4777, 4779, and 3310 series carbs.



## Direct Replacement Holley Main Bodies

Add 25-50 horsepower in less than 30 minutes. Direct replacement, 100% new main bodies have adjustable, screw-in air bleeds and horsepower down leg boosters. Available to fit 650, 700, 750, 800, 850, and 950 CFM Holley carburetors.



Part No.	Description
PFM67100C	For Holley 650 CFM (Model 4777), 700 CFM (Model 4778), 750 CFM (Model 4779) and 800 CFM (Model 4780), Double Pumper, Mechanical Secondaries
PFM67101C	For Holley 750 CFM (Model 3310), Vacuum Secondaries
PFM67107C	For Holley 850 CFM, Double Pumper, Mechanical Secondaries

## Chrome Alternators

Easily identified by their machined pulleys, 100% new alternators cost no more than a rebuilt. Each unit is supplied with a quality assurance graph documenting its performance.



Part No.	Description
PFM66445N	GM, 60 AMP, 1973-86 Internal Regulator
PFM66445.1N	GM 100 Amp, 1-Wire
PFM66445.6N	GM 60 Amp, 1-Wire
PFM66445.8N	GM 80 Amp, 1-Wire

## GM Delco Style 1-Wire 100-Amp Alternators

Proform alternators are assembled using 100% new components and machined V-belt pulleys. Before packaging, they are completely tested. Delco style 1-wire is an easy hook-up for any 12-volt application.



Part No.	Description
PFM66434	GM 100-Amp Alternator, Natural Finish
PFM141-662	GM 100-Amp Alternator, Black Crinkle Finish

## Mini-Alternators

### PFM66432

These small but powerful 1-wire alternators weigh just six lbs. and produce over 50 amps. Manufactured with 100% new components including machined V-belt pulley. Available in black crinkle finish.



## GM Delco Style 1-Wire 160-Amp Alternator

### PFM66430.16BK

Proform alternators are assembled using 100% new components and machined V-belt pulleys. Delco CS130 case-style alternator with 1-wire hook-up and available PLFS terminal is suitable for small block and big block Chevy applications. Black crinkle finish.







### Mini-Alternators

These small but powerful 1-wire alternators weigh just six lbs. and produce over 50 amps. Manufactured with 100% new components including machined V-belt pulley. Available in chrome or black crinkle finish.



Part No.	Description
PFM66431	GM 50-Amp Alternator, Chrome Finish
PFM66432	GM 50-Amp Alternator, Black Crinkle Finish

### Ford 1-Wire 100-Amp Alternator

#### PFM66448.1F

Using a modified GM 10si design, this all-new 100-amp alternator with 1-wire hook-up is designed to fit 1962-1987 Ford 260-460 CID V8 engines. Black crinkle finish.



### Mini Starters

Compact starters have 40-50% more torque and 3.75 gear reduction drive.



PFM66259

Part No.	Description
PFM66256	Plain, SB and BB Chevy with 153- or 168-Tooth Flywheels
PFM66259	Chrome, SB and BB Chevy with 153- or 168-Tooth Flywheels
PFM66270	Plain, Small Block Ford with Automatic Transmission

### Chevy High-Compression Racing Starters

For engines with large displacement or high compression ratios. Gear reduction starters have 100% new components. 4.4:1 ratio, and are capable of cranking engines with an up to 18:1 compression ratio.



Part No.	Description
PFM67050	Chevrolet, 168-Tooth Flywheel/Flexplate
PFM67052	Chevrolet, 168-Tooth Flywheel/ Flexplate, Staggered Mount

### Chrysler Starter

#### PFM66269

Lightweight, high-torque starter fits all Chrysler V6 and V8 applications. Offers increased header and oil pan clearance.



### Adjustable RPM Shift Lights

Shift lights allow setting the desired shift points without a tachometer or RPM modules. May be set from 3,000 to 12,000 RPM.



Part No.	Description
PFM67005C	Black
PFM67005SC	Silver

### No-Mess Funnel

#### PFM68068

The funnel's patented "ball-n-hook" design stops flow and keeps excess fluid inside the funnel.



### No-Mess Oil Pan Drain Plug

#### PFM66960

1/2"-20 plug has a rubber extension that acts as a sealing "cork". As the plug is unscrewed the "cork" seals the drain hole, reducing mess and contact with hot oil. A firm tug releases the oil.



### Soft Conforming Aluminum 3" Collector Gasket Kit

#### PFM67927

Easily conforms to the collector flanges for a superior seal. Comes with two gaskets and six nuts and bolts.



### Small Block Chevy Aluminum Header Gasket Kit

#### PFM67921

Easily conforms to the header flanges for a superior seal. Comes with two gaskets. Fits all small block Chevy, square port.



### Perfect Launch Aluminum Adjustable Rear End Cover

The reinforced, lightweight aluminum rear end cover strengthens the rear housing case. Each cover increases lube capacity and includes two bolts to stabilize bearing main caps. Covers are fitted with a magnetic drain plug and a fill plug. All have a black painted finish.



Part No.	Description
PFM69502	GM 12-Bolt Rear End Cover, Adjustable
PFM69501	Ford 8.8 Rear End Cover, Adjustable
PFM69504	Dana 60 Rear End Cover, Adjustable

### Chevy Bowtie Differential Covers

These black crinkle-coated differential covers are manufactured from lightweight aluminum with an officially licensed GM Bowtie logo. Designed to strengthen the rear housing case and stiffen main cap area. Covers include two main bearing cap bolts, fluid capacity plug, magnetic drain plug and Grade 8 mounting bolts.



Part No.	Description
PFM141-695	Chevy Bowtie Differential Cover, GM 7.5" 10 Bolt
PFM141-696	Chevy Bowtie Differential Cover, GM 8.2"/8.5" 10 Bolt
PFM141-697	Chevy Bowtie Differential Cover, GM 12 Bolt



## Wedge-Locking Header Bolts

Put an end to loose header bolts, once and for all. Wedge-Locking header bolts incorporate specialized, super-hardened washers with external teeth that grip and secure the bottom of the bolt head to the surface of the header. Fasteners require no special locks; simply torque to 28+ ft./lbs. Fasteners may be removed in the normal manner with a wrench, lubricated, and reused.



Part No.	Description
PFM66751	Wedge-Locking Header Bolts, 3/4"L X 3/8", 12 Pcs.
PFM66752	Wedge-Locking Header Bolts, 3/4"L X 3/8", 16 Pcs.
PFM66753	Wedge-Locking Header Bolts, 1"L X 3/8", 12 Pcs.
PFM66754	LS Engines, Nickel-Plated, .984" L x 8mm Thread, 12 Pcs.
PFM66755	LS Engines, Nickel-Plated, 1.181" L x 8mm Thread, 12 Pcs.
PFM66756	Universal Application, Black Oxide 1" L x 3/8" Thread, 16 Pcs.

## Mustang High-Performance Components

### Heavy-Duty Control Arms


#### PFM68070

Engineered to fit popular 1979-98 Mustangs, heavy-duty upper and lower control arms, fabricated from .120" wall steel, eliminate wheel hop and aid traction.



### Small Block Ford Street and Strip Oil Pan

Designed for 1981-93 Mustang, T-Bird, and Cougar. The small block Ford rear sump style oil pan is 8-1/4" deep with a seven-quart capacity and is zinc iridite finished.



Part No.	Description
PFM68050	Small Block Oil Pan
PFM68051	Pick-Up for PFM68050

## Ford 289-302-351W Engine Dress-Up Kits

Give Ford engines a complete makeover with new Ford Racing dress-up kits! Available in two styles, perfect for customizing the Ford engine. Standard Kits include valve covers, air cleaner, air breather cap and (12) mini nuts, while the Deluxe Kits include all of the components from the Deluxe Kit plus an oil dipstick and spark plug wire looms.



Included Components:	PFM302-500	Dress-Up Kit: PFM302-510	PFM302-515
Valve Covers	PFM302-072	PFM302-071	PFM302-070
Air Breather Cap			PFM302-215
12 Mini Nuts			PFM302-315 x3

## Socket Assist

### PFM67575

Use Socket Assist with a box wrench and 12-point socket to turn fasteners in areas with no clearance for a ratchet. Includes set of three (1/4" x 1/4", 1/4" x 3/8", and 3/8" x 3/8").



## Mopar 1-Wire 110-Amp Alternators

Assembled using 100% new components and machined V-belt pulleys, ProForm alternators feature a 1-wire hookup and internal regulator. For Chrysler square back OEM-style (1960-1987) V8 & Slant Six. Available in satin, black crinkle, or chrome finish.



Part No.	Description
PFM440-471	Mopar 110-Amp Alternator, Satin Finish
PFM440-472	Mopar 110-Amp Alternator, Black Crinkle Finish
PFM440-473	Mopar 110-Amp Alternator, Chrome Finish

## Black Crinkle Mopar Engine Dress-Up Components

Customize Mopar engines with these officially licensed Mopar accessories and components designed for a factory fit with a custom look. Black crinkle finish with blue Mopar emblem.



Part No.	Description
<b>Small Block Mopar/Universal</b>	
PFM440-758	Engine Dress-Up Kit with Tall Baffled Valve Covers, 14" Air Cleaner, Push-In Breather, (2) Valve Cover Grommets, and (10) Valve Cover Nuts. For Small Block (LA) Mopar Engines.
PFM440-339	Deluxe Air Cleaner Nut
PFM440-751	Stamped Steel Tall Valve Covers with Baffles for SBM. Pair
PFM440-752	Classic 14" Air Cleaner
PFM440-754	Push-In Breather Cap
PFM440-756**	Valve Cover Wing-Nuts, Pack of 4
PFM440-830	Slant-Edge 14" Air Cleaner with Raised Silver Logo
PFM440-834	Slant-Edge 14" Air Cleaner with Blue Logo

### Big Block Mopar

PFM440-812	Engine Dress-Up Kit with Tall Baffled Valve Covers, 14" Air Cleaner, Timing Chain Cover, Push-In Breather, (2) Valve Cover Grommets, and (12) Valve Cover Nuts. For Big Block Mopar Engines.
PFM440-811	Stamped Steel Tall Valve Covers with Baffles for BBM. Pair.

\*\* Package contains 4 pieces. Order 3 packages per engine.





## Mopar Omega "M" Timing Cover

Engineered for popular big block Chrysler 383-440 engines, high-quality steel timing cover is emblazoned with the blue Mopar Omega "M" emblem. Offered with choice of black crinkle or chrome finish, timing cover includes the timing tab and installed oil seal.



Part No.	Description
<b>PFM440-219</b>	BB Mopar Timing Cover, Black Crinkle Finish
<b>PFM440-216</b>	BB Mopar Timing Cover, Chrome Finish

## Mopar Emblem Slant-Edge Aluminum Breather Caps

These officially licensed, Mopar slant-edge aluminum push-in breather caps are available in three different finishes, with raised and milled or recessed with inlaid painted emblems. The 3D Mopar Omega "M" emblem gives this 2.5" breather cap a bold, clean look. Designed to fit twist-on hole, and 1.22" push-in holes. Special twist-on grommet included.



Part No.	Description
<b>PFM440-440</b>	"M" Black Crinkle with Raised Machined Emblem
<b>PFM440-441</b>	Mopar Omega "M" Polished with Recessed Black Emblem
<b>PFM440-442</b>	Mopar Omega "M" Chrome with Recessed Black Emblem

## Chrome Mopar Engine Dress-Up Components

Customize Mopar engines with these officially licensed Mopar accessories and components designed for a factory fit with a custom look. Chrome finish with blue Mopar emblem unless otherwise noted.



Part No.	Description
<b>Small Block Mopar/Universal</b>	
<b>PFM440-900</b>	Engine Dress-Up Kit with Tall Baffled Valve Covers, 14" Air Cleaner, Push-In Breather, (2) Valve Cover Grommets, and (10) Valve Cover Nuts. For Small Block (LA) Mopar Engines.
<b>PFM440-301</b>	Tall Style Valve Covers with Baffles. Chrome Finish with Stamped "Direct Connection" Logo. For SBM. Pair.
<b>PFM440-337</b>	Deluxe Air Cleaner Nut with Chrome Finish and Blue Omega "M" Logo
<b>PFM440-338</b>	Deluxe Air Cleaner Nut with Chrome Finish and Black Omega "M" Logo
<b>PFM440-832</b>	Slant-Edge 14" Air Cleaner with Polished Finish and Recessed Blue Logo
<b>PFM440-833</b>	Slant-Edge 14" Air Cleaner with Polished Finish and Recessed Black Logo
<b>PFM440-835</b>	Slant-Edge 14" Air Cleaner with Chrome Finish and Recessed Black Logo
<b>PFM440-902**</b>	Valve Cover Wing-Nuts, Pack of 4
<b>PFM440-905</b>	Stamped Steel Tall Valve Covers with Baffles for SBM. Pair.
<b>PFM440-906</b>	Classic Style 14" Air Cleaner with Chrome Finish and Blue Mopar Logo
<b>Big Block Mopar</b>	
<b>PFM440-814</b>	Engine Dress-Up Kit with Tall Baffled Valve Covers, 14" Air Cleaner, Timing Chain Cover, Push-In Breather, (2) Valve Cover Grommets, and (12) Valve Cover Nuts. For Big Block (B/RB) Mopar Engines.
<b>PFM440-813</b>	Stamped Steel Tall Valve Covers with Baffles for BBM. Pair.

\*\* Package contains 4 pieces. Order 3 packages per engine.

## Slim-Fit Direct-Fit Radiator Systems

With a total thickness of less than 4" including radiator, fan, and shroud, Slim-Fit Direct-Fit radiator systems are designed to fit the factory space, but bring modern cooling power to classic muscle cars. Featuring single-pass radiators with Tig-welded tanks and billet radiator caps, they include an integrated high-capacity fan and a thread-in adjustable thermostat. Natural aluminum.



Part No.	Description
<b>Slim-Fit Direct-Fit Radiators</b>	
<b>PFM69600.1</b>	Radiator, 28-7/64"W x 18-1/2"H x 4"D, Driver Side Inlet, Passenger Side Outlet. For 1967-69 GM F-Body w/ Manual Transmission.
<b>PFM69600.4</b>	Radiator, 28-7/64"W x 18-1/2"H x 4"D, Driver Side Inlet, Passenger Side Outlet. For 1967-69 GM F-Body w/ GM LS-Series and Automatic Transmission.
<b>PFM69625.1</b>	Radiator, 31-13/64"W x 16-51/64"H x 4"D, Driver Side Inlet, Passenger Side Outlet. For 1968-77 GM-A-Body w/ Manual Transmission.
<b>PFM69625.2</b>	Radiator, 31-13/64"W x 16-51/64"H x 4"D, Driver Side Inlet, Passenger Side Outlet. For 1968-77 GM-A-Body w/ Automatic Transmission.
<b>PFM69680.1</b>	Radiator, 29-7/64"W x 18-7/64"H x 4"D, Passenger Side Inlet, Driver Side Outlet. For 1979-93 Ford Mustang w/ Manual Transmission.
<b>PFM69695.1</b>	Radiator, 26-1/2"W x 18-1/2"H x 4"D, Driver Side Inlet, Passenger Side Outlet. For 1960-88 Mopar A-Body/B-Body w/ Manual Transmission.
<b>PFM69696.1</b>	Radiator, 26-1/2"W x 18-1/2"H x 4"D, Passenger Side Inlet, Driver Side Outlet. For 1960-88 Mopar A-Body/B-Body w/ Manual Transmission.
<b>PFM69696.2</b>	Radiator, 26-1/2"W x 18-1/2"H x 4"D, Passenger Side Inlet, Driver Side Outlet. For 1960-88 Mopar A-Body/B-Body w/ Automatic Transmission.
<b>Radiator Accessories</b>	
<b>PFM69527</b>	Billet Aluminum Radiator Overflow Canister w/90° Hose Barb Fittings. 6-3/4"H x 3" O.D. Black Crinkle Finish.
<b>PFM69528</b>	Billet Aluminum Radiator Overflow Canister w/90° Hose Barb Fittings. 6-3/4"H x 3" O.D. Natural Finish.





## Premium Series Gauges

ProSport Gauges Premium Series gauges feature a black face with a gray bezel and red pointer. The 270° dial sweep allows precise monitoring of critical engine functions at a glance. These race-proven gauges use electric senders (included) to keep hazardous fluids out of the passenger compartment, and have a peak recall ability. They also include a programmable warning feature with a blinking warning light and an audible warning that you can silence. Premium Series gauges feature selectable white or amber LED lighting format and multi-level dimming to adjust for any lighting situation. When off, the gauges are blacked out. Premium Series gauges are offered in 2-1/6" format with available matching 3-3/8" and tachometer.



Part No.	Description
PSG216SMBOSWL270-PK.PSI	Boost w/ Sender, 30 in HG-35 psi
PSG216SMFPSWL270-PK.PSI	Fuel Pressure w/Sender, 0-100 psi
PSG216SMOPSWL270-PK.PSI	Oil Press w/ Sender, 150 psi
PSG216SMOTSWL270-PK.F	Oil Temperature w/ Sender, 100-300°F
PSG216SMWAAFR-WO-SF	Wideband Air Fuel w/ Sensor, 10.0:1-20.0:1 AFR
PSG216SMTASWL270-PK	3-3/8" Tachometer 0-10,000 rpm

## Dual Intercooler Air Temperature Gauge


### PSGSPDITLCD-BL.F

Accurately measure air temperature both entering and exiting the intercooler with this 2-1/6" gauge. Digital blue readout can display be set to display Fahrenheit (68°-300°F) or Celsius (20°-149°C). Includes two instant read sensors with 3/8" NPT threads.



## Fuel Level Senders

Designed to fit most standard fuel tanks from 5" to 27" deep, these senders are 2-3/4" across the mounting flange. Offered with two different resistance ranges.




Part No.	Description
PSGSPSYFLTS	Fuel Level Sender, 240 (E) - 33 (F) Ohm
PSGSPSYFLTS-90	Fuel Level Sender, 0 (E) - 90 (F) Ohm

## Adapter Tee Fitting for Fuel Pressure Sender

### PSGSPFPSTF-8

Brass Tee fitting features 8mm hose barb x 8mm hose barb x 1/8" NPT female to connect a fuel pressure sender into the fuel line.



## EVO Series Gauges

ProSport Gauges EVO Series gauges offer precise monitoring of critical engine functions with a 290° dial sweep for quick one-glance accuracy. These race-proven gauges use electric senders (included) to keep hazardous fluids out of the passenger compartment, and include a fully programmable warning feature with a blinking warning light as well as an audible warning that you can silence.



EVO gauges have black faces and bezels, and are available in Premium format with integrated 4-color selectable (red/blue/green/white) LED lighting or red/blue or green/white LED lighting options, they offer multi-level dimming to adjust for any lighting situation. When off, the gauges are blacked out.

EVO Series gauges are offered in low-profile 2-1/6" format with available matching 3-3/8" digital GPS-enabled speedometer and tachometer.

Part No.	Description
<b>EVO Series Premium Gauges</b>	
PSG216EVOAFRPK4.9-WO	Wideband Air Fuel w/Sensor, 10.0:1-20.0:1 AFR
PSG216EVOB0-PK-R.PSI	Boost w/Sender, 30 in HG-35 psi
PSG216EVOFL-PK-R	Fuel Level
PSG216EVOFP-PK-R.PSI	Fuel Pressure w/Sender, 0-100 psi
PSG216EVOOP-PK-R.PSI	Oil Pressure w/ Sender, 0-150 psi
PSG216EVOOT-PK-R.F	Oil Temperature w/ Sender, 100-300°F
PSG216EVOEGT-PK-R.F	EGT w/ K-Type Probe, 400-2400°F
PSG216EVOVO-PK-R	Voltmeter, 8-18V
PSG216EVOWT-PK.R.F	Temperature w/ Sender, 80-280°F
PSG338EVO SP-PK	3-3/8" Digital Speedometer 0-200 mph
PSG338EVO TA-PK	3-3/8" Digital Tachometer 0-11,000 RPM
<b>EVO Red/Blue Lighting Gauges</b>	
PSG216EVOAFRWB4.9-WO	Wideband Air Fuel w/Sensor, 10.0:1-20.0:1 AFR
PSG216EVOB0.PSI	Boost w/Sender, 30 in HG-35 psi
PSG216EVOFL	Fuel Level
PSG216EVOEFP.PSI	Fuel Pressure w/Sender, 0-100 psi
PSG216EVOEOP.PSI	Oil Pressure w/ Sender, 0-150 psi
PSG216EVOOT.F	Oil Temperature w/ Sender, 100-300°F
PSG216EVOEGT.F	EGT w/ K-Type Probe, 400-2400°F
PSG216EVOVO	Voltmeter, 8-18V
PSG216EVOWT.F	Temperature w/ Sender, 80-280°F
<b>EVO Green/White Lighting Gauges</b>	
PSG216EVOVGAFRWB4.9-WO	Wideband Air Fuel w/Sensor, 10.0:1-20.0:1 AFR
PSG216EVOVGBO.PSI	Boost w/Sender, 30 in HG-35 psi
PSG216EVOVGEP.PSI	Fuel Pressure w/Sender, 0-100 psi
PSG216EVOVGEOP.PSI	Oil Pressure w/ Sender, 0-150 psi
PSG216EVOVGOT.F	Oil Temperature w/ Sender, 100-300°F
PSG216EVOVGEGT.F	EGT w/ K-Type Probe, 400-2400°F
PSG216EVOVGVO	Voltmeter, 8-18V
PSG216EVOVGWT.F	Temperature w/ Sender, 80-280°F
<b>Accessories</b>	
PSGSPSGPS	GPS Sensor for EVO Speedometer

PTN7-1050BL



## Rear Leaf Spring and Shackle Bushings

Part No.	Description
<b>Chrysler</b>	
<b>PTN4-1002BL</b>	1960-72 "B" Body/1970-Up "E" Body, 1-1/2" Main Eye Bushing Diameter
<b>General Motors</b>	
<b>PTN7-1050BL</b>	1967-81 Camaro/Firebird, Spring Eye and Shackle Bushing Kit, Multi-Leaf
<b>PTN7-1708BL</b>	1968-69 Camaro/Firebird, Upper and Lower Multi-Leaf Spring Pads
<b>PTN7-1709BL</b>	1970-81 Camaro/Firebird, Upper and Lower Multi-Leaf Spring Pads

## 5" Jack Pad

**PTN19-1405BL**

Replace the rubber pad on the floor jack with this durable, polyurethane version.



## Vise Jaw Pads

**PTN19-1450BL**

Protect delicate projects that must be clamped in a vise. Strong magnets keep the pads in place and they are easily cut to fit. Sold in pairs.



## Heavy-Duty Engine Mounts

Durable, black urethane mounts limit movement and control torque for improved handling. Mounts perform like steel mounts, but without the vibration. Sold in pairs.



Part No.	Description
<b>PTN4-504BL</b>	Chrysler, Most 1973-Up, Inserts Only
<b>PTN6-501BL</b>	Ford Mustang, 1984-95 5.0L
<b>PTN6-503BL</b>	Ford Mustang, 1965-73 260-351W
<b>PTN7-504BL</b>	Chevrolet, Short and Wide Design
<b>PTN7-506BL</b>	Chevrolet, Small Clamshell, Inserts Only

## 1970-81 Camaro Bump Stop

**PTN7-1302BL**

Designed for the front lower control arm on all 1970-81 Camaros. Black only.



## Body Mount Bushing Kits

Durable urethane bushings replace worn body mounts for a quieter, smoother ride. Includes cadmium-plated steel hardware.



Part No.	Description
<b>PTN7-118-BL</b>	1963-66 GM C10 2WD Trucks w/Standard Cab, Black
<b>PTN7-127</b>	1976-81 Firebird, Red

## Corvette C5 Radiator Isolators

**PTN7-1717BL**

Direct replacement isolators securely mount the radiator. Fits all C5 Corvette. Black only.



## Chrysler B/E-Body Front Strut Rod Bushings

**PTN4-1207BL**

Heavy-duty urethane bushings fit all 1966-72 B-Body and 1970-74 E-Body Dodge/Plymouth. Black only.



## Heavy-Duty Transmission Mounts

Heavy-duty, black urethane transmission mounts control drivetrain twist.



Part No.	Description
<b>PTN4-1602BL</b>	Chrysler, 1967-72 A-Body/1966-70 B-Body, Insert Only
<b>PTN4-1603BL</b>	Chrysler, 1970-74 E-Body/1971-74 "B" Body/1973-Up A-Body, Complete Mount
<b>PTN6-1604BL</b>	1979-93 Mustang V8/V6
<b>PTN6-1605BL</b>	1965-73 Mustang V8
<b>PTN6-1608BL</b>	Ford, Trans. Conversion, 1979-93 Mustang/Tremec 6-Speed
<b>PTN7-1604BL</b>	GM, Most V8 Rear Wheel Drive

## Control Arm Bushing Kits

Each kit includes eight control arm bushings, complete with shells (unless specified). Bushings listed are black only.




Part No.	Description
<b>Front Control Arm Bushings</b>	
<b>PTN7-214BL</b>	1975-79 Camaro/Firebird, 1974-77 Malibu/Cutlass/Regal/LeMans, 1.625" O.D. Ft. Lower
<b>PTN7-217BL</b>	1967-72 Chevelle/Skylark/Cutlass, 1967-69 Camaro/Firebird, Round Lower
<b>Rear Control Arm Bushings</b>	
<b>PTN7-225BL</b>	1965-88 Chevelle/Malibu/Monte Carlo/Skylark/Regal/Cutlass/LeMans/Grand Prix

## Sway Bar Bushing Kit for 1967-81 Camaro/Firebird

**PTN7-1124**

Improve handling and reduce body roll with new urethane sway bar bushings. Kit includes nongreasable 3/4" I.D. sway bar mounting brackets and end link bushings.





## Performance Exhaust Kits

Systems use 16-gauge, mandrel-bent pipes for maximum exhaust gas flow and feature stainless steel X-pipes, mufflers and tailpipes to resist corrosion. Mufflers are precisely matched for ultimate sound and performance. Pypes systems include mufflers, factory fit tailpipes, and cadmium-plated plated clamps and hangers.

Part No.	Description
<b>Ford</b>	
<b>PYPSFM03S</b>	1964½-70 Mustang V8 2-1/2" Crossmember Back System with X-Pipe, Street Pro Mufflers
<b>PYPSFM03T</b>	1965-70 Mustang 2-1/2" Crossmember Back System with X-Pipe, Turbo Pro Mufflers
<b>PYPSFM43S</b>	1965-70 Mustang 2-1/2" Crossmember Back System with H-Bomb H-Pipe, Street Pro Mufflers
<b>PYPSFM29V</b>	1979-93 Mustang 5.0L 2-1/2" Pype Bomb Cat Back System with M-80 Mufflers
<b>PYPSFM10V</b>	1986-93 Mustang 5.0L 2-1/2" Cat-Back System, Violator Mufflers
<b>PYPSFM29VB</b>	1979-04 Mustang Pype Bomb Cat-Back System Black with M-80 Mufflers and Resonated Tips
<b>Dodge/Plymouth</b>	
<b>PYPSMA10S</b>	1967-74 Mopar A-Body V8 2-1/2" Crossmember Back System with X-Pipe, Street Pro Mufflers
<b>PYPSMA10T</b>	1967-74 Mopar A-Body V8 2-1/2" Crossmember Back System with X-Pipe, Turbo Pro Mufflers
<b>PYPSMA910SE</b>	1975-76 Mopar A-Body 2-1/2" Crossmember Back with X-Pipe, Street Pro Mufflers
<b>PYPSMB10</b>	1966-74 Mopar B-Body 2-1/2" Crossmember Back System with X-Pipe, Dual Rear Exit, No Mufflers, No Tips
<b>PYPSMB10S33</b>	1966-74 Mopar B-Body 2-1/2" Crossmember Back System with X-Pipe, 18" Street Pro Mufflers
<b>PYPSME11S</b>	1970-74 Mopar E-Body, 2-1/2" with Valance Cutout System, Includes Pypes Street Pro Mufflers
<b>GM</b>	
<b>PYPSGA30S</b>	1964-72 A-Body 2-1/2" Crossmember Back System without X-Pipe, Street Pro Mufflers
<b>PYPSGA10V</b>	1964-72 A-Body 2-1/2" Crossmember Back System with X-Pipe, Violator Mufflers
<b>PYPSGA10</b>	1964-72 A-Body, 2-1/2" Crossmember Back System with X-Pipe, No Mufflers
<b>PYPSGA10S</b>	1964-72 A-Body V8 2-1/2" Crossmember Back System with X-Pipe, Street Pro Mufflers
<b>PYPSGA13R</b>	1964-72 A-Body V8 3" Crossmember Back System with X-Pipe, Race Pro Mufflers
<b>PYPSGA13S</b>	1964-72 A-Body V8 3" Crossmember Back System with X-Pipe, Street Pro Mufflers
<b>PYPSGA10T</b>	1964-72 A-Body V8 2-1/2" Crossmember Back System with X-Pipe, Dual Rear Exit, Turbo Pro Mufflers
<b>PYPSGA13T</b>	1964-72 A-Body 3" Crossmember Back System with X-Pipe, Dual Rear Exit, Street Pro Mufflers
<b>PYPSGA30T</b>	1964-72 A-Body 2-1/2" Crossmember Back System with X-Pipe, Dual Rear Exit, Turbo Pro Mufflers
<b>PYPSGA40S</b>	1964-72 A-Body 2-1/2" Crossmember Back System with H-Bomb H-Pipe, Dual Rear Exit, Street Pro Mufflers
<b>PYPSGB10S</b>	1965-69 A-Body V8 2-1/2" Crossmember Back System with X-Change, Street Pro Mufflers
<b>PYPSGF42S</b>	1967-69 F-Body, 2-1/2" Crossmember Back System with H-Bomb H-Pipe, Dual Rear Exit, Street Pro Mufflers
<b>PYPSGF60S</b>	1967-69 F-Body V8 2-1/2" Crossmember Back System with X-Pipe, Street Pro Mufflers
<b>PYPSGF60T</b>	1967-69 F-Body 2-1/2" Crossmember Back System with X-Pipe, Dual Rear Exit, Turbo Pro Mufflers
<b>PYPSGF63R</b>	1967-69 F-Body, 3" Quarter Panels Exit with X-Pipe System, Race Pro Mufflers
<b>PYPSGF60V</b>	1967-69 2-1/2" F-Body Quarter Panel Exit with X-Pipe System, Violator Mufflers
<b>PYPSGF63S</b>	1967-69 F-Body V8 3" Crossmember Back System with X-Pipe, Street Pro Mufflers
<b>PYPSGF70</b>	1967-81 F-Body V8 2-1/2" Crossmember Back System with X-Pipe, Race Pro Mufflers
<b>PYPSGF11R</b>	1970-74 F-Body V8 2-1/2" Crossmember Back System, Race Pro Mufflers
<b>PYPSGF11S</b>	1970-74 F-Body V8 2-1/2" Crossmember Back System with X-Pipe, Street Pro Mufflers
<b>PYPSGF11T</b>	1970-74 F-Body 2-1/2" Crossmember Back System with X-Pipe, Dual Rear Exit, Turbo Pro Mufflers
<b>PYPSGF11V</b>	1970-74 F-Body 2-1/2" Crossmember Back with X-System, Violator Mufflers
<b>PYPSGF13R</b>	1970-74 F-Body 2-1/2" Crossmember Back with X-System, Dual Rear Exit, Race Pro Mufflers
<b>PYPSGF13S</b>	1970-74 F-Body V8 3" Crossmember Back System with X-Pipe, Street Pro Mufflers
<b>PYPSGF13T</b>	1970-74 F-Body 3" Crossmember Back System with X-Pipe, Dual Rear Exit, Turbo Pro Mufflers
<b>PYPSGF43S</b>	1970-74 F-Body 3" Crossmember Back System with H-Bomb H-Pipe, Dual Rear Exit, Street Pro Mufflers
<b>PYPSGF911SE</b>	1975-81 F-Body 2-1/2" Crossmember Back System with X-Pipe, Dual Rear Exit, Turbo Pro Mufflers
<b>PYPSGF940E</b>	1975-81 F-Body 2-1/2" Crossmember Back Crossflow System with H-Pipe, Dual Rear Exit, Race Pro Mufflers
<b>PYPSGF970E</b>	1975-81 F-Body/X-Body 2-1/2" Crossmember Back System with X-Pipe, Dual Rear Exit, Race Pro Muffler
<b>PYPSGG50R</b>	1978-88 G-Body V8 2-1/2" Cat-Back System, Dual Side Exit, Race Pro Mufflers
<b>PYPSGG50T</b>	1978-88 G-Body V8 2-1/2" Cat-Back System, Dual Side Exit, Turbo Pro Mufflers
<b>PYPSGG13</b>	1978-88 G-Body V8 3" Crossmember Back System with X-Pipe, No Mufflers
<b>PYPSGN10S</b>	1962-67 Nova V8 2-1/2" Crssmember Back System with X-Pipe, Street Pro Mufflers
<b>PYPSCC12R</b>	1968-73 Corvette C3 2-1/2" Crossmember Back System with X-Pipe, Race Pro Mufflers
<b>PYPSCC10S</b>	1974-81 Corvette C3 2-1/2" Crossmember Back System with X-Pipe, Street Pro Mufflers
<b>PYPSCC10T</b>	1974 Corvette C3 2-1/2" Crossmember Back System with X-Pipe, Dual Rear Exit, Turbo Pro Mufflers
<b>PYPSGA12S</b>	1970-71 GTO/1968-72 442 2-1/2" Crossmember Back System with X-Pipe and Valance Exit, Street Pro Mufflers
<b>PYPSGT79T</b>	1967-74 Full-Size Truck 2-1/2" Crossmember Back with X-Pipe System, Dual Side Exit, Turbo Pro

**Note:** X-Change systems include additional race cut-outs

## Exhaust Headers

All headers are formed from 304 stainless steel and have a tube diameter of 1-5/8" (except where noted). High-quality gaskets and hardware are included with each pair of headers.



Part No.	Description
PYPHDR50S	1987-93 Mustang Short Tube Headers, Polished, 2-1/2" Collector

## Street and Race Mufflers

**Street Pro:** Great street/strip muffler that maintains its rich sound. **Race Pro:** Not much attention at idle but upon acceleration, look out! **Violator:** Unique and aggressive sound is the result of oversized 3" internal louvered tube with sound reflectors.



PYPMVR10

Part No.	Description
PYPMVR10	Race Pro 14" 2-1/2" Offset/Offset
PYPMVR13	Race Pro 14" 2-1/2" Offset/Center
PYPMVR16	Race Pro 14" 3" Offset/Offset
PYPMVS10	Street Pro, 2-1/2", Offset/Offset
PYPMVS13	Street Pro, 3", Offset/Offset
PYPMVS16	Street Pro, Offset/Offset
PYPMVV10	Violator Pro, 2-1/2", Offset/Offset
PYPMVV16	Violator Pro, 3", Offset/Offset

## Round Case Mufflers

Round case mufflers fit where there isn't a lot of space. They feature the same straight-through perforated pipe and provide excellent flow and an aggressive sound. Ideal for street rod applications.



PYPMVR200S

Part No.	Description
PYPMVR200S	14", 2-1/2" In/2-1/2" Out, 4" Round Case
PYPMVR203S	14", 3" In/3" Out, 4" Round Case


## Electric Exhaust Cut-Out Kits

Cut-out kit comes with two electric exhaust cut-outs, wiring harness to control both with one switch, stainless steel mounting hardware, extra thick gaskets, and a limited lifetime warranty. The cut-outs are manufactured to the highest standards with only the highest quality materials.



Part No.	Description
PYPHVE10	Dual, Electric Cut-Out Kit
PYPHVE10K3	Dual, Electric Cut-Out Kit with 3" Y-Pipes

## Stainless Steel 2-1/2" and 3" Exhaust System Builder Kits




The builder kit is perfect for assembling custom, mandrel-bent, performance exhaust systems. It contains all of the 304 stainless steel bends, straight pipe, clamps, hangers, and flanges needed to build a great exhaust system. The possibilities are endless—ideal for street rods and other applications that require that special combination of high-quality components. The Tunnell X-Pipe tucks up into the driveshaft tunnel. The dump legs replace the front legs on the popular X-pipe.

Part No.	Description
PYPSVV10	2-1/2" Stainless Exhaust System Builder Kit
PYPSVV13	3" Stainless Exhaust System Builder Kit

## Universal Stainless Steel X-Pipes

The X-Pipe, an improved version of the old "balance tube" or "H-pipe" design, offers increased exhaust scavenging for added horsepower and torque. Constructed from 409 stainless steel, X-Pipes are offered in traditional or X-Change design, which features an open exhaust outlet after the X-pipe. Open the dumps for a quick exit of the exhaust gases and get the full effect of the rumbling sound and great performance associated with open exhaust. The Tunnell X-Pipe tucks up into the driveshaft tunnel. The dump legs replace the front legs on the popular X-pipe.



Part No.	Description
PYPXVA10	2-1/2" X-Pipe
PYPXVA13	3" X-Pipe
PYPXVA14	3.5" X-Pipe
PYPXVX10	2-1/2" X-Change
PYPXVX13	3" X-Change
PYPXVF10	2-1/2" Tunnell X-Pipe
PYPXVF13	3" Tunnell X-Pipe
PYPXVX10F	2-1/2" Dump Legs
PYPXVX13F	3" Dump Legs

## Downpipes



Constructed from mandrel-bent, 2-1/2" diameter stainless steel. The downpipes complete the installation of a performance exhaust system to the OEM exhaust manifolds.

Part No.	Description
PYPDGF13S	1967-72 Pontiac, Standard Manifold Downpipes, 2-Bolt
PYPDGA10S	1964-73 Pontiac LeMans/GTO and 1970-81 Pontiac Firebird, 2-Bolt Flanges
PYPDGA20S23	1964-77 Pontiac LeMans/GTO/Firebird, H/O or Ram Air Manifolds, (1) 2-Bolt and (1) 3-Bolt Flange
PYPDGA20S33	1964-77 Pontiac LeMans/GTO/Firebird, H/O or Ram Air Manifolds, (2) 3-Bolt Flanges
PYPDGUI3S	1978-88 GM G-Body, SB Chevy 3-Bolt Flanges
PYPDGUI4S	1970-81 Camaro/Chevelle, Small Block Chevy 3-Bolt Flanges
PYPDGUI20S	1970-81 Camaro/Chevelle, Big Block Chevy 3-Bolt Flanges
PYPDCC10S	1967-81 Corvette, Small Block Chevy 3-Bolt Flanges, Ram Horn
PYPDFM12S	1964 1/2-66 Mustang with 289-302 (except 289 Hi-Po), 2-Bolt Flanges
PYPDGUI6S	1967-72 GM 2WD Trucks, Small Block Chevy with 3-Bolt Flanges. Only for Use with the Factory Angled GM Ram Horn-Style Manifolds.
PYPDOF10S	1968-72 Olds 442, 400, and 455 ci or Earlier Models with Late Style Manifolds. 2-Bolt Flanges.

## Collector Reducers



Fully polished stainless steel pipes connect headers to exhaust pipes. Reducers are 12 inches long and fully TIG welded.

Part No.	Description
PYPPVR10S	3" Header Collector to 3" Exhaust
PYPPVR16S	3" Header Collector to 2-1/2" Exhaust

## Band Clamp Butt Connectors

Manufactured from heavy-duty long-lasting stainless steel, these clamps will support the ends of two same-diameter pipes as securely as welding.




Part No.	Description
PYPHVC65	2-1/2" Band Clamp Butt Connector
PYPHVC66	3" Band Clamp Butt Connector



## Polished Exhaust Tips

Add a finishing touch to any performance exhaust system. Polished stainless steel exhaust tips provide a model-correct or universal installation. Sold per pair.



PYPEVT80

Part No.	Description
PYPEVT34	1968-72 Olds 442, 2-1/2" Trumpet Exhaust Tips
PYPEVT35	1968-71 Olds 442, 3" Trumpet Exhaust Tips
PYPEVT49	2-1/2" x 9" Slip-Fit Tips Trans-Am Style
PYPEVT50	3" x 9" Slip-Fit Tips Trans-Am Style
PYPEVT54	1969-72 Chevelle 2-1/2" Slip-Fit Tips
PYPEVT56	1969-72 Chevelle 3" Slip-Fit Tips
PYPEVT58	1969-81 Camaro/Firebird 2-1/2" Slip-Fit Tips, Long
PYPEVT59	1969-81 Camaro/Firebird 2-1/2" Slip-Fit Tips, Short
PYPEVT61	1969-81 Camaro/Firebird 3" Slip-Fit Tips, Short
PYPEVT80	Mopar Style 2-1/2" Rectangle Slant Cut Slip-Fit Tips
PYPEVT86	1970-74 Challenger 2-1/2" Dual Rectangle Slant Cut Split-Fit Tips
PYPEVT88	2008-11 Challenger 3" Dual Rectangle Slant Cut Split-Fit Tips

## Clamps and Hangers

Manufactured from heavy-duty long-lasting stainless steel.



Part No.	Description
PYPHFM79	1979-93 Mustang Tailpipe Hangers
PYPHGH10	1964-72 GM "A" Body Tailpipe Hangers
PYPHGH11	1968-72 Chevelle Tailpipe Hangers
PYPHGH13	GM "A" Body Muffler Hangers
PYPHVC21	2-1/2" x 1" Band Clamp
PYPHVC24	3" x 1" Band Clamp
PYPHGH11S	Universal Hanger, 2-1/2"
PYPHGH13S	Universal Hanger, 3"
PYPHGH20S	Universal Hanger
PYPHGH30	1970-81 GM "F" Body Tailpipe Hangers
PYPMHV6	Mustang Muffler Hangers
PYPHGHV6	Universal Tailpipe Hangers

## Turbo Pro Mufflers

Turbo Pro mufflers feature unique flow control channels that permit the CFM flow of a straight pipe without the drone or resonance, resulting in a quiet, mellow tone with a true performance sound. 409 stainless steel welded case can handle the demands of modern performance engines. 9-1/2" x 4-1/2" oval body.



Part No.	Description
PYPMVT10	Turbo Pro, 14" long with 2-1/2" Offset/Offset
PYPMVT13	Turbo Pro, 14" long with 2-1/2" Offset/Center
PYPMVT16	Turbo Pro, 4" long with 3" Offset/Offset
PYPMVT30	Turbo Pro, 18" long with 2-1/2", Offset/Offset



# QA1

## Stocker Star®

Deflective disc valving provides increased response, control, and consistency for true adjustable, bolt-in performance. Shock compression and rebound valving can be adjusted to 18 settings, front and rear, while the shocks are on the car. Brightly anodized, one-piece forged aluminum shock bodies are lightweight and strong. The 5/8" centerless-ground, hard chrome-plated piston rod eliminates flex, and a unique double lip seal eliminates seal drag and keeps dirt out. Made in the U.S.A.



Year/Model	Front	Rear
<b>Chevrolet</b>		
1967-69 Camaro (Single Leaf)	QA1TS505	QA1TS703
1968-69 Camaro (Multi Leaf)	QA1TS505	QA1TS802
1970-81 Camaro	QA1TS507	QA1TS702
1982-02 Camaro	—	QA1TS704
1964-67 Chevelle/Malibu	QA1TS507	QA1TS801
1968-83 Chevelle/Malibu	QA1TS505	QA1TS801
1962-67 Nova/Chevy II	—	QA1TS703
1968-79 Nova/Chevy II	QA1TS505	QA1TS801
<b>Dodge</b>		
1970-74 Challenger	QA1TS501	QA1TS901
1965-72 Charger, Coronet	QA1TS501	QA1TS901
<b>Ford</b>		
1979-83 Mustang	QA1HS601S	QA1TS706
1994-04 Mustang	QA1HS603S	QA1TS706
<b>Plymouth</b>		
1964-74 Barracuda	QA1TS501	QA1TD901
<b>Pontiac</b>		
1867-69 Firebird/Trans-Am (Single Leaf)	QA1TS505	QA1TS703
1868-69 Firebird/Trans-Am (Multi Leaf)	QA1TS505	QA1TS802
1970-81 Firebird/Trans-Am	QA1TS507	QA1TS702
1982-92 Firebird/Trans-Am	—	QA1TS703

## Ultra Ride Coil-Over Shocks

The Ultra Ride is an externally adjustable shock with deflective disc valving to respond to changes in road conditions. All Ultra Ride shocks have polyurethane bushings with a 5/8" I.D. and an 18-position external adjustment knob. Coil-over spring mounting hardware is also included. Made in the U.S.A.



Part No.	Mounting Location	Ride Height	Compressed Length	Extended Length	Recommended Spring
QA1US302	Front	9.75" - 10.25"	8-5/8"	11.125"	7"
QA1US402	Front/ Rear	11.75" - 12.25"	10-1/8"	14"	9"-10"
QA1US502	Rear	13.75" - 14.25"	11-5/8"	17"	12"

## Aluma Matic Coil-Over Shocks

Essentially the same shock as the Ultra Ride, the Aluma Matic shocks are non-adjustable yet retain all of the other features found on the higher priced shocks.



Part No.	Mounting Location	Ride Height	Compressed Length	Extended Length	Recommended Spring
QA1ALN3855P	Front	9-3/4" - 10-1/4"	8-5/8"	11-1/4"	7"
QA1ALN5855P	Rear	13-1/2" - 14"	11-1/8"	16-1/4"	12"

## Simultaneous Single-Adjustable GM Front Coil-Over Conversion Systems



Conical springs mount easily with the lower end seated on the coil-over shock and the upper end in the original spring bucket for easy, bolt-in installation. Spring has more stored energy and offers increased weight transfer. Kit includes two ProMa Star shocks with 18 adjustment settings, two conical springs, and mounting hardware. Made in the U.S.A.

Year/Model	Front End 1701-1900 lbs. 350# Spring Rate	Front End 1901-2100 lbs. 450# Spring Rate	Front End 2101-2300 lbs. 550# Spring Rate
<b>Buick</b>			
1973-77 Regal	QA1GS401-10350C	QA1GS401-10450C	—
1978-87 Regal	QA1GS401-10350C	QA1GS401-10450C	—
1964-67 Skylark	QA1GS501-10350A	QA1GS501-10450A	QA1GS501-10550A
1968-72 Skylark	QA1GS401-10350B	QA1GS401-10450B	QA1GS401-10550B
1975-79 Skylark	QA1GS401-10350C	QA1GS401-10450C	—
<b>Chevrolet</b>			
1967-69 Camaro	QA1GS401-10350A	QA1GS401-10450A	QA1GS401-10550A
1970-81 Camaro	QA1GS501-10350C	QA1GS501-10450C	—
1964-67 Chevelle / El Camino	QA1GS501-10350A	QA1GS501-10450A	QA1GS501-10550A
1968-72 Chevelle / El Camino	QA1GS401-10350B	QA1GS401-10450B	QA1GS401-10550B
1973-77 Chevelle / El Camino	QA1GS401-10350B	QA1GS401-10450B	QA1GS401-10550B
1978-83 Chevelle / El Camino	QA1GS401-10350C	QA1GS401-10450C	—
1955-57 Full Size	QA1GS501-10350A	QA1GS501-10450A	QA1GS501-10550A
1970-72 Monte Carlo	QA1GS401-10350B	QA1GS401-10450B	QA1GS401-10550B
1973-77 Monte Carlo	QA1GS401-10350C	QA1GS401-10450C	—
1978-88 Monte Carlo	QA1GS401-10350C	QA1GS401-10450C	—
1968-74 Nova/Chevy II	QA1GS401-10350A	QA1GS401-10450A	QA1GS401-10550A
1975-79 Nova/Chevy II	QA1GS401-10350C	QA1GS401-10450C	—
<b>Oldsmobile</b>			
1964-67 Cutlass / 442	QA1GS501-10350A	QA1GS501-10450A	QA1GS501-10550A
1968-72 Cutlass / 442	QA1GS401-10350B	QA1GS401-10450B	QA1GS401-10550B
1973-77 Cutlass / 442	QA1GS401-10350C	QA1GS401-10450C	—
1978-87 Cutlass / 442	QA1GS401-10350C	QA1GS401-10450C	—
1973-74 Omega	QA1GS401-10350A	QA1GS401-10450A	QA1GS401-10550A
1975-79 Omega	QA1GS401-10350C	QA1GS401-10450C	—
<b>Pontiac</b>			
1967-69 Firebird	QA1GS401-10350A	QA1GS401-10450A	QA1GS401-10550A
1970-81 Firebird	QA1GS501-10350C	QA1GS501-10450C	—
1964-67 GTO / Tempest / La Mans	QA1GS501-10350A	QA1GS501-10450A	QA1GS501-10550A
1968-72 GTO / Tempest / La Mans	QA1GS401-10350B	QA1GS401-10450B	QA1GS401-10550B
1973-77 Gran Prix / LeMans	QA1GS401-10350C	QA1GS401-10450C	—
1978-87 Gran Prix / LeMans	QA1GS401-10350C	QA1GS401-10450C	—
1974-77 GTO / Ventura	QA1GS401-10350C	QA1GS401-10450C	—

## Coil-Over Springs

QA1 coil-over springs are made from high-quality chrome silicone steel, then powder coated with a polished appearing finish.

Rate (lbs)	7"	10"	12"	14"
95	-	-	QA112HT095	QA114HT095
110	-	-	QA112HT110	QA114HT110
130	-	-	QA112HT130	QA114HT130
150	-	-	QA112HT150	QA114HT150
170	-	-	QA112HT170	-
175	-	-	-	QA114HT175
200	-	QA110HT200	QA112HT200	QA114HT200
225	-	-	-	QA114HT225
250	QA17HT250	QA110HT250	QA112HT250	QA114HT250
300	QA17HT300	QA110HT300	QA112HT300	QA114HT300
350	QA17HT350	QA110HT350	QA112HT350	-
450	QA17HT450	-	-	-



## MOD Series Shock Absorbers

Innovative, multi-patent-pending MOD series shocks, suited to high-performance, drag racing, or pro-touring applications, may be revalved in literally minutes, while being left in place on the car, saving precious time and money. Made in the USA, shocks include 24-click independent compression and rebound adjustments with low-speed bleed. Choose from shocks with left or right-placed piggyback or remote-style canisters. Each shock is sold complete with thrust bearings.



Part No.	Description	Comp. Height	Ext. Height	Travel
<b>Remote Canisters</b>				
QA1M411CL	Left	10.125"	14"	3.875"
QA1M411CR	Right	10.125"	14"	3.875"
QA1M511CL	Left	11.5"	16.875"	5.375"
QA1M511CR	Right	11.5"	16.875"	5.375"
QA1M611CL	Left	12.5"	18.75"	6.25"
QA1M611CR	Right	12.5"	18.75"	6.25"
QA1M711CL	Left	12.875"	19.5"	6.625"
QA1M711CR	Right	12.875"	19.5"	6.625"
QA1M911CL	Left	14.875"	23.625"	8.75"
QA1M911CR	Right	14.875"	23.625"	8.75"
<b>Piggyback</b>				
QA1M511PL	Left	11.5"	16.875"	5.375"
QA1M511PR	Right	11.5"	16.875"	5.375"
QA1M611PL	Left	12.5"	18.75"	6.25"
QA1M611PR	Right	12.5"	18.75"	6.25"
QA1M711PL	Left	12.875"	19.5"	6.625"
QA1M711PR	Right	12.875"	19.5"	6.625"
QA1M911PL	Left	14.875"	23.625"	8.75"
QA1M911PR	Right	14.875"	23.625"	8.75"

## 1963-87 Chevy C-10 Front Coil-Over Conversion Kits

These complete front coil-over conversion kits include black powder coated upper and lower control arms manufactured from 12-gauge HSLA steel tubing along with QA1 performance ball joints and maintenance-free polymer bushings. The kits add up to 7° of caster for more stability and allows for optimum camber adjustment in a lowered truck. Manufactured with either single- or double-adjustable coil-over shocks that allow changing the valving to meet specific needs, along with a variety of high-travel spring rates. Hardware and all required nuts and bolts are included. Made in USA.



Spring Rate	Double-Adjustable Part No.	Single-Adjustable Part No.
650	QA152611-D650	QA152611-S650
750	QA152611-D750	QA152611-S750
850	QA152611-D850	-

## Trailing Arms and Tubular Braces

Lower trailing arms are constructed from .120" wall rectangular or 1-1/4" diameter cold-rolled steel tubing and fitted with greaseable, graphite/polyurethane bushings for strength and superior traction. Lower trailing arms are drilled for OEM sway bar mount on GM "A" and "G" body applications. Choose standard or adjustable upper trailing arms, which allow setting desired pinion angle for maximum traction. Tubular braces join the front mounting points of the upper and lower trailing arms to help strengthen the chassis.



Part No.	Description
<b>Lower Trailing Arms</b>	
QA15204	1982-02 Camaro/Firebird/1978-88 GM A/G-Body, Use EDE5215 Hardware Kit
QA15205	1964-72 GM A-Body
<b>Upper Trailing Arms</b>	
QA15247	1978-88 GM A/G-Body, Adjustable
QA15248	1968-72 GM A-Body, Adjustable
QA15249	1964-67 GM A-Body, Adjustable
<b>Tubular Braces</b>	
QA15210	1978-88 GM A/G-Body
QA15211	1968-72 GM A-Body

**Note:** 1964-72 GM "A" body cars include Chevelle/Malibu, Cutlass/442, Skylark/GS and LeMans/GTO. 1978-88 GM "A" and "G" body cars include Monte Carlo, Malibu, Cutlass, Regal, LeMans, and Grand Prix.

# QA1

## GM 2.0 Tubular Control Arms

QA1's 2.0 tubular steel control arms reduce unsprung weight and improve handling.

**Street Performance** arms have urethane bushings for improved control and smoother ride, while an aluminum cross shaft provides added stiffness with minimal added weight.

**Pro-Touring** arms feature a billet aluminum cross-shaft for reduced weight and added rigidity, as well as low-friction ball joints with 1" longer upper ball joints. Ultra-low friction composite bushings eliminate flex, providing bind-free movement and superior performance. Both styles are coil-over ready. Black powder-coated finish. Sold in pairs.



Part No.	Description
<b>Street Performance Tubular Control Arms</b>	
QA152717	Upper Control Arms for 1967-69 GM F-Body/1968-74 X-Body
QA152719	Lower Control Arms for 1967-69 GM F-Body/1968-74 X-Body
QA152718	Upper Control Arms for 1970-81 GM F-Body/1973-77 A-Body/1975-79 B-Body/1975-79 X-Body
QA152720	Lower Control Arms for 1970-81 GM F-Body/1973-77 A-Body/1975-79 B-Body/1975-79 X-Body
QA152722	Upper Control Arms for 194-72 GM A-Body
QA152737	Lower Control Arms for 1964-72 GM A-Body
QA152765	Upper Control Arms for 1978-88 GM G-Body
QA152764	Lower Control Arms for 1978-88 GM G-Body
QA152767	Upper Control Arms for 1982-04 GM S-10 Truck
QA152766	Lower Control Arms for 1982-04 GM S-10 Truck

Part No.	Description
<b>Pro-Touring Tubular Control Arms</b>	
QA152517	Upper Control Arms for 1967-69 GM F-Body/1968-74 X-Body
QA152519	Lower Control Arms for 1967-69 GM F-Body/1968-74 X-Body
QA152518	Upper Control Arms for 1970-81 GM F-Body/1973-77 A-Body/1975-79 B-Body/1975-79 X-Body
QA152520	Lower Control Arms for 1970-81 GM F-Body/1973-77 A-Body/1975-79 B-Body/1975-79 X-Body
QA152522	Upper Control Arms for 194-72 GM A-Body
QA152537	Lower Control Arms for 1964-72 GM A-Body
QA152565	Upper Control Arms for 1978-88 GM G-Body
QA152564	Lower Control Arms for 1978-88 GM G-Body

**Note:** Require QA1 coil-over struts and caster/camber plates.

## Rear Suspension Anti-Hop Bars

### QA15213

Anti-Hop bars relocate the upper trailing arms, changing the instant center of the rear suspension to improve chassis reaction and traction. One of the most effective means of improving 1964-72 GM A-Body rear coil spring-equipped cars.



## GM F-Body Torque Arms

Strong, tubular constructed torque



arms reduce wheel hop and aid traction under hard acceleration. Fit all 1984-02 Camaro/Firebird with GM 10-bolt rear ends in which the front locator of the OE torque arm has lips facing away from the driveshaft. Offered in standard and adjustable versions. Adjustable torque arm allows easy pinion angle changes.

Part No.	Description
QA15280	1984-02 Camaro/Firebird Torque Arm
QA15282	1984-02 Camaro/Firebird Torque Arm, Adjustable

## Tubular Control Arms

QA1's tubular steel control arms reduce unsprung weight and improve handling. Eco Street arms have compressed rubber bushings for control and smooth ride. Race-proven Pro-Comp arms have heat-treated, XM Heim ends with PTFE/Kevlar linings for performance and durability. Spacers for forward and rearward wheel base adjustment are included.



Part No.	Description
<b>Eco Street Tubular Control Arms</b>	
QA1MU1ESA	1979-93 Mustang, 4.6/5.0L
QA1MU2ESA	1994-04 Mustang, 4.6/5.0L

**Note:** Require QA1 coil-over struts and caster/camber plates.

## Struts

Aluminum-bodied, mono-tube struts are three pounds lighter and compatible with stock or aftermarket K-members. Externally adjustable valves are accessible from under the hood. Sold individually.

Part No.	Description
QA1HS601S	1979-93 Mustang 5.0L
QA1HS603S	1994-04 Mustang 5.0L, 2" Lowered



## Caster and Camber Plates

Plates use PTFE-lined, replaceable bearings in housings that are TIG-welded for maximum strength and durability. Change camber and caster for street use as well as drag or road racing.

Part No.	Description
QA1CC100MU	1979-89 Mustang
QA1CC102MU	1990-93 Mustang
QA1CC104MU	1994-04 Mustang



## Bump Steer Kit

Correct bump steer caused by changes in toe-in during suspension travel. "X" series rod ends with jam nuts, anodized aluminum adjusting sleeves with jam nuts, special spindle studs with washer and lock nut, and bump steer spacer assortment are included in kit.

Part No.	Description
QA1BAX102	1979-93 Mustang 5.0L, Including Cobra
QA1BAX104	1994-04 Mustang 4.6/5.0L Including Cobra





## GM Suspension Quick Guide

Make/Model	Year	Front Control Arms		Rear Upper Trailing Arms		Tie Rod Sleeves	Sway Bar		
		Upper Street	Lower Street	Adj.	Tubular		Front	Rear	Kit
A-Body	1964-67	QA152722	QA152737	QA15249(N)	QA15269(N)	QA15250	QA152870	QA152871	QA152873
A-Body	1968-70	QA152722	QA152737	QA15248	QA15268	QA15250	QA152870	QA152871	QA152873
A-Body	1971-72	QA152722	QA152737	QA15248	QA15268	QA15252	QA152870	QA152871	QA152873
A/G-Body	1978-88	QA152765	QA152764	QA15247	-	QA15250	-	-	-
F-Body	1967-69	QA152717	QA152719	-	-	QA15251	QA152816	-	-

## Mopar Suspension Quick Guide

Make/Model	Year	Front Control Arms			Dynamic Strut Bars
		Upper	Lower	K-Members	
A-Body	1964-66	QA152303	QA152307(B)	-	QA152311
A-Body	1967-72	QA152303	QA152307(B)	QA152313	QA152311
A-Body	1973-76	QA152301(A)	QA152307(B)	-	QA152311
A-Body	1977-79	-	-	-	-
B-Body	1962-65	QA152305	QA152308(C)	-	QA152312
B-Body	1966-70	QA152305	QA152308(C,E)	QA152315	QA152312
B-Body	1971-72	QA152305	QA152308(C)	QA152314	QA152312
E-Body	1970-74	QA152305	QA152308(C)	QA152314	QA152312



### Footnotes For GM Suspensions

- A Add Coil Spring Adapter part #7720-168 for control arm to accept stock springs.
- B Add Coil Spring Adapter part #7720-203 for control arm to accept stock springs.
- N 1964 GM A-Bodies require upper trailing arm bushing part #9032-383.

### Footnotes For Mopar Suspensions

- A Fits A-body with 1973-76 disc brake spindles (large ball joint).
- B Will work on 1967-72 A-body with QA1 K-member and sway bar, and 64-72 A-body without sway bar.
- C Direct fit for 1970-72 B-body. Will work on 1966-69 B-body with QA1 K-member and sway bar, and 1962-72 B-body without sway bar.
- E Only recommended for use with #52315 and 1971-72 B-Body or E-Body sway bar or with factory K-member and no sway bar.

## 1968-72 GM A-Body Suspension Kit



### Handling Kit with Shocks QA1HK22-GMA2

#### INCLUDES THE FOLLOWING SUSPENSION COMPONENTS:

- QA1GS401-10400A Front Single- Adjustable Pro Coil Shock System
- QA1RCK52340 Rear Single-Adjustable Pro Coil Shock System
- (2) QA17888-109 Thrust Bearing Kit
- QA152873 Front and Rear Sway Bars
- QA15205 Boxed Lower Trailing Arms
- QA15268 Tubular Upper Trailing Arms
- QA152422 Upper Street Control Arms
- QA152437 Lower Street Control Arms
- QA152399 Lower Control Arm Hardware Kit
- QA15211 Tubular Braces
- QA15217 Trailing Arm Hardware Kit

## 1978-88 GM G-Body Suspension Kit



### Handling Kit with Shocks QA1HK22-GMA1

#### INCLUDES THE FOLLOWING SUSPENSION COMPONENTS:

- QA1GS401-10450C Front Single-Adjustable Pro Coil Shock System
- QA1RCK52352 Rear Single-Adjustable Pro Coil Shock System
- (2) QA17888-109 Thrust Bearing Kit
- QA1T115W Spanner Wrench
- QA15204 Boxed Lower Trailing Arms
- QA15267 Tubular Upper Trailing Arms
- QA152465 Upper Street Control Arms
- QA152464 Lower Street Control Arms
- QA152397 Lower Control Arm Hardware Kit
- QA15250 Tie Rod Adjuster Sleeves
- QA15210 Tubular Brace
- QA15215 Trailing Arm Hardware



## Chevy C-10 Tubular Street Control Arm Kits

These black powder-coated tubular control arms use factory replacement ball joints and polyurethane pivot bushings. The upper arms feature an offset cross shaft allowing quick and easy camber adjustment. Designed to add 3°-4° of caster and 0.5° to 1° of negative camber when upper and lower kits are used together. When used independently, they will add approximately half of the preceding numbers. Kits contain all necessary mounting hardware. Made in USA. Sold in pairs.



Part No.	Application
QA152601	1963-87 Chevy C10 Lower Control Arm Kit, with OE-Style Spring Pockets
QA152602	1963-87 Chevy C10 Upper Control Arm Kit

## Chevy C-10 Front Coil-Over Conversion Kits

These complete front coil-over conversion kits include black powder-coated upper and lower control arms manufactured from 12-gauge HSLA steel tubing along with QA1 performance ball joints and maintenance-free polymer bushings. The kits add up to 7° of caster for more stability and allows for optimum camber adjustment in a lowered truck. Manufactured with either single- or double-adjustable coil-over shocks that allow changing the valving to meet specific needs, along with a variety of high-travel spring rates. Hardware and all required nuts and bolts are included. Made in USA.



Part No.	Application
QA152611-D750	1963-87 Chevy C10 Coil-Over Conversion Kit, Double-Adjustable Shocks, 750-lb. Spring Rate
QA152611-S750	1963-87 Chevy C10 Coil-Over Conversion Kit, Single-Adjustable Shocks, 750-lb. Spring Rate

## Chevy C10 1963-72 Rear Coil-Over Conversion Kits

These rear coil-over conversion kits include specially designed mounting brackets and single- or double-adjustable aluminum shocks, as well as an adjustable vehicle-specific panhard bar. Shocks utilize a fully threaded body to allow ride height adjustability. Kits include all necessary hardware required for installation. Made in USA.



Part No.	Description
QA1RCK52612	Rear Coil-Over Conversion Kit, Single-Adjustable Pro Coil Shocks, 200-lb. Spring Rate
QA1RCK52616	Rear Coil-Over Conversion Kit, Double-Adjustable Pro Coil Shocks, 200-lb. Spring Rate

## Chevy C-10 1963-87 Rear Sway Bar Kit

### QA152897

This rear sway bar is manufactured from 1-1/4" heavy-duty solid-core (1045) cold-formed steel for maximum strength. Includes greaseable graphite polyurethane bushings, U-bolts and high-quality plated hardware. Black powder-coated finish only. Made in USA.



## Chevy C10 1963-72 Rear Suspension Systems

Designed to convert 1963-72 trucks coil-spring suspension to coil-overs. This system relocates the coil-overs outside of the frame rail, closer to the wheel providing more cornering ability. The stock factory arms are replaced with 7-gauge DOM steel tubular design arms with an integrated pinion angle adjustment, eliminating the need for angled shims. Kits are available with either single or double adjustable Pro Coil shocks. Bolt-in C-notch allows for up to 6" of total drop. Kits include adjustable shocks, high-travel springs, coil-over hardware, truck arms, panhard bar, brace bar, C-notch kit, and all necessary installation hardware. Made in USA.



Part No.	Description
QA1R110-200	Rear Suspension Kit, Single-Adjustable Pro Coil Shocks, 200-lb. Spring Rate
QA1R210-200	Rear Suspension Kit, Double-Adjustable Pro Coil Shocks, 200-lb. Spring Rate

## Chevy C-10 1963-87 Front Sway Bar Kit


### QA152896

Manufactured from lightweight hollow-core 1-3/8" 4130 chromoly steel for maximum strength and durability. CNC forming ensures easy bolt-on installation with no drilling required. Kit includes greasable graphite polyurethane bushings and high-quality plated hardware. Black powder-coated finish only. Made in USA.



## Rear Coil-Over Conversion System for 1973-87 Chevy C10

A true bolt-on, rear coil-over conversion system that offers dramatically improved ride and handling. System utilizes a torque arm design that allows smooth suspension travel without the possibility of bind. A fully fabricated differential cover with integrated mount provides seamless torque arm mounting. Panhard bar, torque arm, trailing arms, bracket mounts and shocks are all adjustable, and truly independent of each other. Kits offer 4"-7" lowered stance and are offered with choice of single- or double-adjustable shock absorbers for pickups using GM 10-, 12-bolt or Ford 9" differentials.



Part No.	Description
<b>Coil-Over Suspension, Single-Adjustable Shocks</b>	
QA1R130-200	10-Bolt GM Rear, 200-lb. Spring Rate
QA1R131-200	12-Bolt GM Rear, 200-lb. Spring Rate
QA1R132-200	Ford 9" Rear, 200-lb. Spring Rate
<b>Coil-Over Suspension, Double-Adjustable Shocks</b>	
QA1R230-200	10-Bolt GM Rear, 200-lb. Spring Rate
QA1R231-200	12-Bolt GM Rear, 200-lb. Spring Rate
QA1R232-200	Ford 9" Rear, 200-lb. Spring Rate

## Rear Sway Bar Kit for 1973-87 Chevy C10

### QA152899

Engineered specifically for 1973-87 Chevy C10's fitted with QA1's new rear suspension system, 1-1/4" dia. x 3/16" wall chrome moly steel sway bar reduces body roll and improves cornering ability. Sway bar has a gloss black powder coat finish, and includes greasable polyurethane bushings and necessary hardware.



## Front Coil-Over Conversion Systems for 1965-79 Ford F100

Upgrade the performance and handling and dial in the perfect stance with an adjustable ride height! Bolt-in system saves over 150 lbs. compared to stock and allows use of larger wheels and tires without issues. Kits include upper and lower tubular control arms, upper and lower crossmembers, rack and pinion steering, single- or double-adjustable coil-over shocks and springs, and standard or drop spindles.



Spring Rate	Double-Adjustable Part No.	Single-Adjustable Part No.
<b>With Standard Spindles (3"-5" of Drop)</b>		
500	-	QA152620-S500
<b>With Drop Spindles (5"-7" of Drop)</b>		
500	QA152621-D500	QA152621-S500
600	QA152621-D600	-

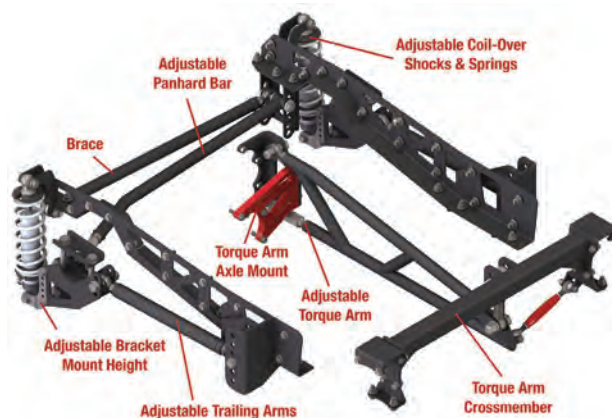
## Engine Mounts for 1965-72 Ford F100 Coil-Over Conversion Kits

Interchangeable engine mounts allow use of a variety of engines with the QA1 coil-over conversion kit. Make installation of FE, Windsor, MOD/Coyote, or LS engines easy and eliminate the guesswork and fabricating.



Part No.	Engine
QA17740-251	FE
QA17740-252	5.0 Windsor
QA17740-253	Modular / Coyote

## Rear Coil-Over Conversion Systems for 65-72 Ford F100



Improve ride and handling with this bolt-in kit! The QA1 conversion kit uses a torque arm design that provides smooth suspension travel and eliminates bind. Achieves a 4"-7" lower stance with independent adjustments to panhard bar, torque arm, trailing arms, bracket mounts, and shock absorbers. Available with single- or double-adjustable coil-over shocks.

Part No.	Description
<b>Coil-Over Suspension, Single-Adjustable Shocks</b>	
QA1R120-200	200-lb. Spring Rate
QA1R120-250	250-lb. Spring Rate
<b>Coil-Over Suspension, Double-Adjustable Shocks</b>	
QA1R220-200	200-lb. Spring Rate
QA1R220-250	250-lb. Spring Rate

## Rear Sway Bar Kit for 1965-72 Ford F100

### QA152866

Designed for use with the QA1 rear coil-over conversion kit, this chrome moly steel sway bar reduces body roll and improves cornering. With a gloss black powder-coated finish for corrosion protection, the sway bar includes greasable polyurethane bushings and all needed mounting hardware.





## Pro-Coil Single Adjustable Front Coil-Over Conversion Systems

Pro Coil systems feature twin-tube shocks with a threaded aluminum body, paired with lightweight high-travel springs, for improved handling and reduced unsprung weight. 18-stage rebound adjustment allows for precise setting to match driving style and road/track conditions. Threaded shock body allows ride height adjustment to set the perfect stance or tweak the weight balance for optimal handling. Made in the U.S.A.



Part No.	Description	Rate (lbs-in)
<b>GM Applications</b>		
<b>QA1GS401-10400B</b>	Front Shock Kit for 1968-72 GM A-Body	400
<b>QA1GS401-10400C</b>	Front Shock Kit for 1973-83 GM A-Body	400
<b>QA1GS401-10500A</b>	Front Shock Kit for 1967-74 GM F-Body	500
<b>QA1GS501-10400C</b>	Front Shock Kit for 1967-81 GM F-Body	400
<b>QA1GS507-09450D</b>	Front Shock Kit for GM A-Body/G-Body	450
<b>Replacement Shock</b>		
<b>QA1GS501</b>	Single-Adjustable Shock Only, Each	

## Pro-Coil Rear Coil-Over Conversion Systems

Pro Coil systems feature twin-tube shocks with a threaded aluminum body, paired with lightweight high-travel springs, for improved handling and reduced unsprung weight. 18-stage rebound adjustment allows for precise setting to match driving style and road/track conditions. Threaded shock body allows ride height adjustment to set the perfect stance or tweak the weight balance for optimal handling. Made in the U.S.A.



Part No.	Description	Rate (lbs-in)
<b>GM Applications</b>		
<b>QA1RCK52336</b>	Front Shock Kit for 1964-72 GM A-Body/G-Body, Double-Adjustable	150
<b>QA1RCK52341</b>	Front Shock Kit for 1964-72 GM A-Body/G-Body, Single-Adjustable	175
<b>QA1RCK52384</b>	Rear Shock Kit for 1978-96 GM B-Body, Single-Adjustable	250
<b>Ford Mustang</b>		
<b>QA1RCK52348</b>	Front Shock Kit for 1979-04 Ford Mustang, Single-Adjustable	110

## Rear Trailing Arms

Rear trailing arms are manufactured from .120" wall steel tubing for maximum strength and fitted with greasable, graphite/polyurethane bushings for strength and maximum traction. Adjustable trailing arms allow setting desired pinion angle for maximum traction.

Part No.	Description
<b>Lower Trailing Arms</b>	
<b>QA15221</b>	1979-93 Mustang; 1979-86 Capri; 1980-88 T-Bird/Cougar, Box Style
<b>Upper Trailing Arms</b>	
<b>QA15255</b>	1979-93 Mustang; 1979-86 Capri, Adjustable



## Performance Carb Rebuild Kits

### QFT3-200

Performance rebuild kits include precision die-cut, non-stick gaskets, ISO-9000 machined needle and seat assemblies, and quality accelerator pump diaphragms.



#### Description

Fits Model 4160 (Secondary Metering Plate) 390-850 CFM Vacuum Secondary Carburetors; Road Demon, Road Demon Jr., and Vacuum Secondary Speed Demon. Replaces Holley 37-119, 37-720, 37-754 and 37-1542, And Barry Grant 190003

## Carburetor Gaskets

Recommended for racing applications, non-stick, blue fuel bowl and metering block gaskets are coated with fluorocarbon.



Part No.	Description
<b>QFT8-134</b>	Fuel Bowl Gaskets, Model 2300, 4150, 4150HP, 4500, 4500HP, Pair
<b>QFT8-25</b>	Power Valve Gasket, Non-Stick, Each

## Billet Metering Blocks

Metering blocks are CNC-machined from aluminum billet, eliminating porosity. Standard calibration metering blocks have race breed emulsion calibration directly pre-drilled. Adjustable units feature screw-in emulsion bleeds that may be changed to optimize fuel curve.



Part No.	Description
<b>QFT34-2</b>	Single Inlet/Side Pivot Float 4bbl, Vacuum Secondary 4bbl, Center Squirter 4bbl. Includes Notched Float
<b>QFT34-106</b>	E85 Billet Metering Block Conversion Kit

## Billet Fuel Pressure Regulator

### QFT30-1803

CNC-machined billet aluminum pressure regulator relies upon high-flow ball-and-stem activation and has sufficient flow to supply engines with up to 900 horsepower.



## SS-Series Dual Feed Fuel Line

### QFT34-600SS

Fuel line kit incorporates silver anodized AN fittings and durable, stainless steel braided hose. Accepts -6AN hose. Fits Q-series, SS series, and all other 4150-style carburetors with dual metering blocks and 7/8"-20 threaded fuel bowls.





## Hot Rod Series Carburetors

Hot Rod Series die-cast aluminum bodied 4-barrel carburetors combine exceptional performance with show-winning appearance.

Carburetors are offered in choice of mechanical or vacuum secondary design and feature electric chokes, built-in sight glasses, dual metering blocks, and four-corner idle. Tumble polished finish provides a long-lasting shine.



Part No.	Description
<b>Vacuum Secondary Models</b>	
<b>QFTHR-580-VS</b>	580 CFM, 1.312" Venturi, 1-9/16" Throttle Bore
<b>QFTHR-680-VS</b>	680 CFM, 1.312" Venturi, 1-11/16" Throttle Bore
<b>QFTHR-780-VS</b>	780 CFM, 1.375" Venturi, 1-11/16" Throttle Bore
<b>Mechanical Secondary Models</b>	
<b>QFTHR-600</b>	600 CFM, 1.312" Venturi, 1-9/16" Throttle Bore
<b>QFTHR-650</b>	650 CFM, 1.312" Venturi, 1-11/16" Throttle Bore
<b>QFTHR-750</b>	750 CFM, 1.375" Venturi, 1-11/16" Throttle Bore

## Black Diamond SS-Series Carburetors

Five pounds lighter than other carburetors, Black Diamond SS-Series carburetors feature a unique, satin black PTFE coating that actually reduces fuel temperature and resists impact and scratches. The billet throttle bodies with secondary idle adjustment, metering blocks with changeable idle feed, power valve restrictors, and idle and high-speed air bleeds provide ultimate tuning. Other standard features include a 4-corner idle system and secondary jet extensions with notched secondary floats and fuel bowls with a single sight glass window. Mechanical secondary carburetors have dual-inlets, dual-sight glasses, and 4500-style fuel bowls.



Part No.	Description
<b>Mechanical Secondary Models</b>	
<b>QFTBD-650</b>	600 CFM, Electric Choke, 4-Barrel
<b>QFTBD-750</b>	750 CFM, Electric Choke, 4-Barrel
<b>QFTBD-850</b>	850 CFM Electric Choke, 4-Barrel
<b>Vacuum Secondary Models</b>	
<b>QFTBD-680-VS</b>	680 CFM, Electric Choke, 4-Barrel
<b>QFTBD-780-VS</b>	780 CFM, Electric Choke, 4-Barrel

## Black Diamond Q-Series Carburetors

Extremely tunable, Q-Series carburetors have 4-corner idle systems, secondary jet extensions, and notched secondary floats. The Black Diamond's satin black PTFE coating reduces fuel temperature 6% and resists impacts, scratches, and underhood chemicals. The Q-series also features Proform main bodies, downleg boosters, screw-in idle and high-speed air bleeds, accelerator pump discharge nozzles, and blended venturii areas.



Part No.	Description
<b>QFTBDQ-750</b>	750 CFM, Mechanical Secondary, 4-Barrel
<b>QFTBDQ-850</b>	850 CFM, Mechanical Secondary, 4-Barrel
<b>QFTBDQ-950</b>	950 CFM, Mechanical Secondary, 4-Barrel

## Super Street Carburetors

Specifically designed for high-performance street or street/strip operation, Super Street carburetors have been developed using years of successful race track experience. Carbs combine billet metering blocks, billet throttle body, all-aluminum Proform main body, and dual inlet aluminum fuel bowls. Changeable air bleeds, tuneable secondary opening rate, and power valve channel restrictions allow exceptional tuneability. Offered in vacuum and mechanical secondary versions with conventional or annular boosters.



Description	Mechanical Secondaries Part No.	Mechanical Secondaries/ Annular Part No.	Vacuum Secondaries Part No.
650 CFM	<b>QFTSS-650</b>	<b>QFTSS-650-AN</b>	-
680 CFM	-	-	<b>QFTSS-680-VS</b>
735 CFM	-	-	-
750 CFM	<b>QFTSS-750</b>	<b>QFTSS-750-AN</b>	-
780 CFM	-	-	<b>QFTSS-780-VS</b>

## Street Q-Series Carburetors

Lightweight die-cast aluminum components. Changeable idle and high-speed air bleeds. Vacuum & mechanical secondary models. 2-circuit metering - 4-Corner idle system. Downleg boosters. Universal throttle lever design fits Ford A/T Kickdown, 700-R4 mounting holes - accepts brackets for Chrysler vehicles.



Part No.	Description
<b>QFTSQ-650</b>	650 CFM
<b>QFTSQ-750</b>	750 CFM
<b>QFTSQ-850</b>	850 CFM
<b>QFTSQ-950</b>	950 CFM

## Fuel Pressure Regulator

### QFT30-803

Capable of satisfying the fuel supply needs of single four-barrel applications with up to 900 horsepower. Regulator features ball-and-stem activation and incorporates a high quality, GFLT diaphragm assembly for steady, consistent fuel flow.



## Slayer Series Carburetors

The Slayer Series offers affordable aluminum carburetors for performance enthusiasts on a tight budget. Features include changeable idle air and high-speed bleeds, built-in sight glass for float adjustment, 3-stage emulsion circuits in the primary metering block, and changeable primary idle feed restrictions and power valve channel restrictions. Both the 600 and 750 CFM models have vacuum secondaries and adjustable, one-wire electric chokes.



Part No.	Description
<b>QFTSL-600-VS</b>	600CFM, 1.312" Venturi, 1-9/16" Throttle Bore
<b>QFTSL-750-VS</b>	750CFM, 1.375" Venturi, 1-11/16" Throttle Bore





## Ring & Spade Terminals

Ideal for custom wiring tasks, ring, and spade terminals are available in a variety of sizes. Terminals are complete with heat-shrink. Sold in pairs.

Part No.	Description	Wire Range (Gauge)	Stud Size	Tab Width
QRP57-450	Ring Terminal	#12-10	#6 (.148")	—
QRP57-470	Ring Terminal	#12-10	#10 (.200")	—
QRP57-471	Ring Terminal	#16-14	#8 (.174")	—
QRP57-472	Ring Terminal	#16-14	#10 (.200")	—
QRP57-473	Ring Terminal	#16-14	3/8"	—
QRP57-474	Ring Terminal	#10-8	3/8"	—
QRP57-475	Ring Terminal	#10-8	#10 (.200")	—
QRP57-476	Ring Terminal	#22-16	#6 (.148")	—
QRP57-478	Ring Terminal	#16-14	1/4"	—
QRP57-479	Ring Terminal	#16-14	5/16"	—
QRP57-481	Ring Terminal	#8	1/4"	—
QRP57-490	Ring Terminal	#8	5/16"	—
QRP57-510	Ring Terminal	#8	3/8"	—
QRP57-942	Female Spade	#16-14	—	.259"
QRP57-943	Male Spade	#12-10	—	.250"
QRP57-944	Female Spade	#12-10	—	.259"
QRP57-945	Male Spade	#16-14	—	.250"



QRP57-450



QRP57-470



QRP57-471



QRP57-472



QRP57-473



QRP57-474



QRP57-475



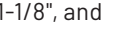
QRP57-476



QRP57-478



QRP57-479



QRP57-481



QRP57-490



QRP57-510

## Rubber Firewall Grommet Set

### QRP50-008

Protect wires and gauge lines from sharp metal edges. Three-piece firewall grommet set includes one each of 3/4", 1-1/8", and 1-5/8" O.D. grommets. Black rubber.



## HEI Distributor Lead

### QRP50-2009

Four-foot-long lead easily connects a HEI distributor to ignition switched power and the tachometer signal wire.



## In-Line ATC Fuse Holder

### QRP50-955

Waterproof fuse holder is built into 12-gauge wire. Includes 5, 10, 15, 20, 25, and 30-amp ATC fuses.



## Alternator Wire Kits

Universal alternator wire kit includes 9' of 8-gauge wire, ring terminals, and boot. Kit with quick disconnect eases engine swaps.



Part No.	Description
QRP57-105	Alternator Wire Kit with Quick Disconnect
QRP57-106	Alternator Wire Kit

## Heavy-Duty Automatic Wire Stripper Pliers

### QRP50-393

Heavy-duty 6" pliers quickly strip 8-18 gauge wires for termination. A bolt-on depth-adjustment guide provides consistent, reliable strip length.



## Terminal Buss Bar

Glass-filled nylon Buss Bar with 12 connection terminals, each able to handle up to 15 amps continuously. 1/4" stainless steel terminal post and (12) #8-32 stainless steel attaching screws.



QRP57-801



QRP57-802

Part No.	Description
QRP57-801	Red Buss Bar
QRP57-802	Black Buss Bar
QRP57-8012	Red Terminal Buss Bar with Covers
QRP57-8022	Black Terminal Buss Bar with Covers

## Stud Feed-Through

### QRP57-800

Designed for use where a 12-volt power source must pass through a panel (i.e. firewall). Requires a 1-1/4" diameter hole. Includes a 3/8"-16 stainless steel stud. Red. Each.



Part No.	Description
QRP57-700	Stud Feed-Through, Black
QRP57-800	Stud Feed-Through, Red

## Pass-Through Posts

Pass-through post allows running electrical wires neatly through firewall or other panels. Post has a nickel-plated, 3/8" stud and a 250-amp max rating. Offered in red or black. Each.



Part No.	Description
QRP57-803	Pass-Through Post, Red
QRP57-804	Pass-Through Post, Black

## Multi-Recall Digital Tachometer

### QRP611-106

Innovative tachometer combines the benefits of a compact, 4"W x 2-1/2"H size with an easy-to-read, digital backlit display and a programmable RPM warning/shift light. Once the engine is shut off, the tach displays the (10) highest and (10) lowest RPM readings from the previous race, aiding car set-up. An RPM graph allows scrolling, selecting, and replaying all RPM events as desired. Compatible with multiple engine cylinder configurations.





## Power Rings

Heavy-duty, gold-plated copper ring terminals. Sold in pairs with heat-shrink tubing.

Part No.	Description
<b>2-Gauge</b>	
QRP57-540	5/16"
QRP57-550	3/8"
QRP57-560	1/2"
<b>4-Gauge</b>	
QRP57-520	5/16"
QRP57-525	1/4"
QRP57-530	3/8"
QRP57-535	1/2"



## Impact Crimper

### QRP64-020

Excellent for crimping standard power rings onto battery cables for permanent termination.



## Battery Cable Kits

These kits include fifteen feet of red power cable, two feet of black ground cable, one pair of nickel-plated marine-style battery terminals, nine gold-plated power ring terminals, and heat shrink tubing. Copper battery cables.



Part No.	Description
QRP57-008	4-Gauge, Side Mount
QRP57-009	4-Gauge, Top Post Mount
QRP57-010	2-Gauge, Top Post Mount
QRP57-011	2-Gauge, Side Mount

## Side-Mount Battery Terminals

### QRP57-660

Battery terminals are 24K gold-plated for optimum conductivity. Side mount terminals allow you to attach cables to GM-style side-mount batteries. Comes with nut and lock washers for 5/16" studs. Long stud allows use of multiple or thick power ring connectors. Pair.



## Top-Mount

### Battery Terminals

Made from solid brass and 24K gold- or nickel-plated for optimum conductivity. The terminals allow attaching battery cables to top-mount batteries. Sold in pairs.



Part No.	Description
QRP57-610	Brass/Nickel-Plated Terminals
QRP57-620*	Brass/Gold-Plated Terminals
QRP57-630	Nickel/Brass Terminals, Bolt-On
QRP57-640	Nickel/Brass Terminals, Solder-On
QRP57-607	Battery Terminal Covers—Contoured (1 Red, 1 Black)
QRP57-627	Battery Terminal Covers—Flat (1 Red, 1 Black)

\* QRP57-620 has two extra ports for accessory wires.

## Battery Cable Boots

### QRP57-604

Cover the terminals on small terminal batteries or starter solenoid connections. The boots accommodate up to 2-gauge cable. Sold as a pair, one red, and one black.



## Remote Jumper Posts

Provides remote access to the battery. Terminals have insulated covers to prevent accidental contact from parts with opposing polarity.



Part No.	Description
QRP57-701	Red
QRP57-702	Black

## Charging Post Mounting Brackets

Charging post brackets allow QRP57-703 remote charging posts to be conveniently mounted. Machined aluminum brackets are black anodized and offered in flat, for mounting to a flat surface, or bent for mounting on firewall or inside of a trunk. The brackets have two holes to accept red and black remote charging posts. Brackets may also be purchased with charging posts.



Part No.	Description
QRP57-708	Flat Mounting Bracket
QRP57-709	Bent Mounting Bracket
QRP57-718	Flat Mounting Bracket With Charging Posts
QRP57-719	Bent Mounting Bracket With Charging Posts

## Battery Quick Disconnects

Allows for quick battery change as well as battery charging and anywhere a quick disconnect is helpful. Typically three are used on a race car, one for the battery end, one for the car end, and one for a spare battery or battery charger.



Part No.	Description
QRP57-705	2AWG
QRP57-706	4AWG
QRP57-704	8AWG

## Firewall Grommets

Mounts to the firewall and locks onto the wire that passes through the bushing. Water- and Vibration-proof.



Part No.	Description
QRP57-810	8-12 AWG
QRP57-820	2-4 AWG
QRP57-830	1/0 AWG



### Battery Disconnect Boots

Protects battery disconnect from being accidentally shorted. Pair.

Part No.	Description
QRP57-601	Red
QRP57-602	Black



### Heavy-Duty Starter Solenoid

#### QRP50-430

Impervious to dirt, heat, and vibration this durable solenoid will still function while others fail.



### Master Disconnect

#### QRP55-031

Rotary-style battery disconnect handles up to 160 amps. Panel-mounted 12V switch features a removable silver-colored key. Sold each.



### HD Switch with Flip-Up Switch Cover

#### QRP50-520

Heavy-duty switch features an aircraft-type, flip-up switch cover.



### HD Switch with Black Switch Cover

#### QRP50-522

Heavy-duty switch includes a weatherproof black switch cover.



### Mini Fuel Pressure Gauges

Ideally mounted to fuel pressure regulators or fuel logs, mini 1-1/2" diameter fuel pressure gauges are liquid-filled for added durability.

Part No.	Description
QRP611-9015	0-15 PSI
QRP611-90100	0-100 PSI



QRP611-9015



QRP611-90100



### Weatherproof Switches

Part No.	Description
QRP50-400	Momentary Micro Switch
QRP50-401	Momentary-Off-Momentary Single-Pole Micro Switch
QRP50-402	Momentary-Off-Momentary Double-Pole Micro Switch
QRP50-410	Single-Pole Micro Switch
QRP50-415	On-Off-On Micro Switch
QRP50-417	On-On Micro Switch
QRP50-420	On-On Double-Pole Micro Switch
QRP50-422	20-Amp Circuit Breaker



### Fuel Pressure Isolator

#### QRP61-300

Specialized isolator eliminates the hazards associated with driver's compartment-mounted fuel pressure gauges. Typically mounted to the engine side of firewall, the isolator is plumbed with the pressure source on the inlet side and the outlet side uses an anti-freeze/water mix to actuate the gauge. Compatible with gasoline, alcohol, and methanol fuels. The black billet aluminum isolator is capable of monitoring pressures up to 80 PSI. The unit includes -4AN adapter fittings, mounting brackets and necessary hardware.



### Pressure Gauge Line Kits

Each kit contains two 1/8" NPT to -4AN adapter fittings along with -4AN stainless steel braided line to connect pressure gauges. Available in several lengths.



Part No.	Description
QRP61-71012	12"
QRP61-71024	24"
QRP61-71036	36"
QRP61-71048	48"
QRP61-71060	60"

### 8-Terminal Power Distribution Post

#### QRP57-806

180-amp maximum with 20 amps per connection max. Glass-filled nylon base with nickel-plated copper connection plate. 5/16" stainless steel connection post and (8) #8-32 stainless steel screws.



### Power Distribution Stud

#### QRP57-807

Connect two or more voltage cables together. Glass-filled nylon base with 3/8" stud. 160 amps maximum.





### 1/8"NPT Pressure Gauge Line Kits

The kits are designed to connect pressure gauges and are offered with copper or nylon tubing. Complete with required fittings.



Part No.	Description
ORP61-710	Nylon Gauge Line Kit
ORP61-7101	Copper Gauge Line Kit
ORP61-724	1/8"NPT Female to -4AN Male Gauge Adapter (Each)
ORP61-725	1/8"NPT Male to -4AN Male Gauge Adapter (Each)

### Pressure and Temperature Gauge Panel Switches

#### Fuel Pressure Kit

##### ORP61-719

Kit includes a green warning light, pressure sending unit that activates the warning light if fuel pressure drops below 4 PSI, brass in-line tee, and necessary pre-terminated wiring.



#### Oil Pressure Kit

##### ORP61-711

Kit includes a red warning light, pressure sending unit that activates the warning light if oil pressure drops below 20 PSI, brass in-line tee for oil pressure line, and necessary pre-terminated wiring.



#### Water Temperature Kit

##### ORP61-712

Kit includes a blue warning light, temperature sending unit that activates the warning light if water temperature exceeds 235°F, and necessary pre-terminated wiring.



#### Oil Temperature Kit

##### ORP61-714

Kit includes an amber warning light, temperature sending unit that activates the warning light if oil temperature exceeds 280°F, and necessary pre-terminated wiring.



#### Weather Pack Kit

##### ORP50-380

230-piece kit includes a wide variety of 1-, 2-, 3-, 4-, and 6-pin connectors, housing cable seals, and contact pins. Includes plastic carrying case.



#### Weather Pack Pin Tool Remover

##### ORP50-399

The handy tool removes contact pins from Weather Pack connector housings.



#### Top-Post Battery Master Disconnect

##### ORP57-650

Solid brass terminal connects to the negative post for easy installation and quick power disconnection. Simply loosen knob to disconnect power, tighten to reconnect. Rated for 125 amps on standard 12VDC systems.



#### Deutsch Connectors

Durable, precision connectors include male and female housing ends with indexed locks. The secure-locked connection seals out dirt and moisture. Kits are sold complete with terminals, silicone rubber seals, and strong copper tabs for 12-18 gauge wires.



Part No.	Description
ORP71-322	2-Pin
ORP71-332	3-Pin
ORP71-342	4-Pin
ORP71-362	6-Pin

#### Electric Fan Relay Kit

##### ORP60-039

The kit includes 40-amp relay, adjustable water temperature sender, and wiring harness.



#### Throttle Stop Bracket

##### ORP64-157

CNC-machined black anodized aluminum bracket with adjustable throttle stop for 4-barrel Holley carburetors.



#### Throttle Return Spring Kit

##### ORP65-096


Includes carburetor count bracket, four return springs, and required hardware.



#### Throttle Return Springs

##### ORP64-169

Two throttle return springs.





## SFI-Approved Lightweight Steel Bellhousings

Spun steel bellhousings are light and extremely strong. Work hardened to over 80,000 PSI, they will maintain their rigidity to prevent horsepower loss and excessive wear. Bellhousings meet stringent SFI 6.1 specifications and include inspection cover, pivot ball, and grade 8 hardware.

Part No.	Engine	Clutch	Transmission	Wt.
OTMRM-6010	SB/BB Chevy, 153-T	10-1/2" Dia., Internal Hyd. Only	Jerico/B-W T-10/TKO 500/600	18 lbs.
OTMRM-6020	SB/BB Chevy, LT-1	10-1/2" Dia. Stock Shifter Fork and Throwout Bearings	Muncie, Richmond, Saginaw, Jerico 5-6 Spd.	18 lbs.
OTMRM-6022	SB/BB Chevy, 153/168-T	11" Dia., LH Clutch Fork/Hyd. Rel. Bearing	Jerico/BW-T-10/TKO 500/600	22 lbs.
OTMRM-6023	SB/BB Chevy, 153/168-T	11" Dia., Hyd. Release Bearing	T-56 LS1	22 lbs.
OTMRM-6036	Chevy LS, 153/168-T	11" Dia., LH Clutch Fork/Hyd. Rel. Bearing	Jerico/BW-T10/TKO 500/600	22 lbs.
OTMRM-6060	SB Ford 302-351W, 351C, 157-T	10-1/2" Dia., Mech. Fork Linkage	T-5 Mustang/TKO 500/600/TR 3550	20 lbs.
OTMRM-8020*	GM LS	11" Dia., Mech. Fork Linkage	LS1/T-56/T-56 Magnum	22 lbs.
OTMRM-8031	SB Ford, 157-T	10-1/2" Dia., Ford Clutch Fork or Cable	T-56, Clutch Fork at 7:00 Position	20 lbs.
OTMRM-6065	SB Ford, 157-T	10-1/2" Dia., Ford Clutch Fork or Cable	TKO 500/600/TR-3550/T-5	22 lbs.
OTMRM-6035	Chevy LS, LT1-1, LT-4	1997-04 Corvette	Manual Transmission	-

\* Bellhousing eliminates hydraulic clutch, using Chevy push style clutch fork.



## Exhaust Cut-Outs

Polished stainless steel, weld-on, and includes block-off plates as well as hardware. Each.

Part No.	Description
OTP10225	2-1/4" Dia.
OTP10250	2-1/2" Dia.
OTP10300	3" Diameter
OTP10350	3-1/2" Dia.



## Exhaust Cut-Out Cap

Zinc-plated steel. Bolt-on. Each.

Part No.	Description
OTP10250C	2-1/2" Dia.



## Exhaust Turn Downs

Bolt-on. Polished stainless steel. Each.

Part No.	Description
OTP11250	3-Bolt, 2-1/2" Dia.
OTP11300	3-Bolt, 3" Dia.



## Header Flanges

Round port. Zinc-plated steel. Each.

Part No.	Description
OTP10250F	2-1/2" Dia.
OTP10300F	3" Dia.
OTP10400F	4" Dia.



## Collector Gaskets

3-inch diameter. Graphite. Each.

Part No.	Description
OTP10300G	3-Bolt Collector, Each



## Electric Exhaust Cut-Out Kits

These electric aluminum exhaust cut-out kits include an electric motor, a wiring harness with an interior toggle switch, and are designed to bolt-on (except for low-profile oval design) to the exhaust system.



Part No.	Description
OTPQTEC25	3-Bolt, 2-1/2" Dia., Each
OTPQTEC30	3-Bolt, 3" Dia., Each
OTPQTEC33	Low-Profile Oval, 2-1/2" to 3" Dia., Weld-On, Aluminum/Stainless, Each
OTPQTEC35	3-Bolt, 3-1/2" Dia., Each
OTPQTEC40	3-Bolt, 4" Dia., Each
OTPQTEC50	3-Bolt, 2-1/2" Dia., Pair
OTPQTEC60	3-Bolt, 3" Dia., Pair
OTPQTEC66	Low-Profile Oval, 2-1/2" to 3" Dia., Weld-On, Aluminum/Stainless, Pair

## Wireless Exhaust Cut-Out Remote Kit

Control the exhaust cutouts with a variable control wireless remote key fob. Kit includes Quicktime Performance electric cutout kit, the cut-out receiver, and two key fobs.

Part No.	Description
OTP10900	Black
OTP10901	Red



## Electric Exhaust Cut-Out Components

Part No.	Description
OTPIWIRE	Wiring Harness, 14' Long, Each
OTPMOTORKIT	Electric Motor, Each
OTPSWITCH2	Dual Toggle Switch, Each



OTPSWITCH2

## Electric Exhaust Cut-Out Butterfly

Stainless steel construction.

Part No.	Description
OTP30BFLYKIT	3" Dia.
OTP33BFLYKIT	Low-Profile Oval





### Small Block Chevy Engine Dress-Up Kit

Kit fits 1959-86 small block Chevy 283-350. Offered with choice of short or tall valve covers.



Kit Includes:

- One Pair Chrome Steel Valve Covers (Baffled)
- One Chrome Steel Timing Chain Cover
- One Chrome Steel Timing Tab
- One Chrome Steel Engine Dipstick with Tube
- One Chrome Steel Push-In Breather Cap
- One Rubber Push-In Breather and PCV Grommet

Part No.	Description
<b>RPCR3023</b>	Short
<b>RPCR3024</b>	Tall

### Big Block Chevy Engine Dress-Up Kit

#### RPCR3026

Kit fits 1965-95 big block Chevy 396-502. Tall valve covers.



Kit Includes:

- One Pair Chrome Steel Valve Covers (Baffled)
- One Chrome Steel Timing Chain Cover
- One Chrome Steel Timing Tab
- One Chrome Steel Engine Dipstick with Tube
- One Chrome Steel Push-In Breather Cap
- One Rubber Push-In Breather and PCV Grommet

### Chevy Chrome Valve Covers

Sold in pairs, complete with grommets.



Part No.	Description
<b>RPCR9518</b>	Small Block Chevy OEM Style, 1978-86 305-350, Short with Baffles
<b>RPCR9503</b>	Big Block Chevy OEM Style, 1965-72 396-454, Short with Baffles
<b>RPCR9504</b>	Big Block Chevy OEM Style, 1965-72 396-454, Short with Baffles and Recessed Corner to Fit Corvettes and Cars with Power Brakes

### Chevy Finned Valve Covers

Nostalgic finned covers have breather holes and are available to fit small block (1958-86 traditional, and 1987-up center bolt style) and big block Chevrolets (1965-95). Package includes a pair of covers, fasteners, and one each PCV and breather grommet.



Part No.	Description
<b>RPCR6181</b>	Small Block Chevy, 1958-86, Breather Hole, Tall
<b>RPCR6186</b>	Small Block Chevy, 1958-86, Breather Hole, Short
<b>RPCR6191</b>	Small Block Chevy Centerbolt, 1987-Up, Breather Hole, Tall
<b>RPCR6196</b>	Small Block Chevy Centerbolt, 1987-Up, Breather Hole, Short
<b>RPCR6280</b>	Big Block Chevy, 1965-95, Breather Hole, Tall

### Small Block Chevy Polished Aluminum Valve Covers

Heavy-duty cast aluminum valve covers look great and provide excellent gasket seal. Choose from short (2-11/16") or tall (3-11/16"), and baffled or unbaffled styles. Tall covers will clear stud girdles. Includes grommets.



Part No.	Description
<b>RPCR6130</b>	Ball Milled with Hole, Tall, Unbaffled
<b>RPCR6130C</b>	Ball Milled with Hole, Tall, Baffled
<b>RPCR6131</b>	Ball Milled with Hole, Short, Baffled
<b>RPCR6030-1</b>	Plain, No Hole, Tall, Unbaffled
<b>RPCR6130-2</b>	Plain with Hole, Tall, Baffled
<b>RPCR6131-2</b>	Plain with Hole, Short, Baffled

### Small Block Chevy Aluminum Recessed Valve Covers

Baffled aluminum valve covers fit 1958-86 small block Chevy 283, 305, 327, and 350. Covers are polished and tall (3-11/16"). Includes grommets.



Part No.	Description
<b>RPCR6152</b>	Plain With Hole
<b>RPCR6154</b>	Ball Milled With Hole

### Small Block Chevy Polished Aluminum Centerbolt Valve Covers

Dress up the later 1987-up small block Chevy with rugged, inexpensive valve covers designed specifically for the centerbolt-style cylinder heads. Bolt kit and grommets included.



Part No.	Description
<b>RPCR6036</b>	Plain with No Holes, Short, Polished
<b>RPCR6037</b>	Ball Milled with Hole, Short, Unbaffled
<b>RPCR6046</b>	Plain with No Holes, Tall, Polished
<b>RPCR6047</b>	Ball Milled with Holes, with Baffles, Tall, Polished
<b>RPCR6136-1</b>	Plain with Hole, Short, Unbaffled
<b>RPCR6146-1</b>	Plain with Holes, Tall, Polished
<b>RPCR6046BOLT</b>	Stainless Bolt Kit for Tall Covers

### Valve Cover Hold-Down Tabs

Steel valve cover hold-down tabs for 1987-up small block Chevy engines are 4-3/4" long. Set of 4.



Part No.	Description
<b>RPCR4993BK</b>	Hold-Down Tab, Black Powder-Coated Finish
<b>RPCR4993</b>	Hold-Down Tab, Chrome-Plated Finish



## Big Block Chevy Polished Aluminum Valve Covers

Attractive, heavy-duty cast aluminum tall valve covers provide an inexpensive alternative to higher priced covers. Smooth, ball milled, and flamed covers are available and all include hardware. Includes grommets.



RPCR6330

Part No.	Description
RPCR6230-1	Plain, No Hole, Tall, Unbaffled
RPCR6231	Ball Milled With Holes, Short, Baffled
RPCR6231-2	Plain With Holes, Short, Baffled
RPCR6330	Ball Milled, With Hole, Tall, Baffled

## Small Block Chevy "Flat Top" Valve Covers

Fits 1958-86 small block Chevy 283-400. Constructed with 1/4" thick billet rail. Comes with a breather hole.




RPCR6145

Part No.	Description
RPCR6145	3-3/4", Tall, Clear Anodized
RPCR6145C	3-3/4", Tall, Chrome
RPCR6145POL	3-3/4", Tall, Polished

## Big Block Chevy Valve Covers

Fits 1965-95 396, 427, 454, and 502 engines.



RPCR6248

Part No.	Description
RPCR6248	3-1/2", Tall, Clear Anodized
RPCR6248C	3-1/2", Tall, Chrome
RPCR6248POL	3-1/2", Tall, Polished

## Big Block Chrysler Valve Covers

Fits 1958-78 big block Chrysler V8 350, 361, 383, 426, 413, and 440 wedge. Hardware included.



Part No.	Description
RPCR6247	3-1/4", Tall, Clear Anodized
RPCR6247POL	3-1/4", Tall, Polished

## Big Block Ford Engine Dress-Up Kit RPCR3041

Kit fits 1968-Up big block Ford 429-460. Tall valve covers.

Kit Includes:

- One Pair Chrome Steel Valve Covers (Baffled) with Hold-Downs
- One Chrome Steel Push-In Breather Cap
- Two Rubber Push-In Breather and PCV Grommets



## Big Block Ford Aluminum Valve Covers

Attractive, heavy-duty aluminum tall valve covers provide an inexpensive alternative to higher priced covers. Available in multiple finishes, and all include hardware and grommets, if applicable. Sold in pairs.



Part No.	Description
<b>Cast Aluminum Valve Covers</b>	
RPCR6288	429-460, Clear Anodized, Tall, with Holes
RPCR6288BK	429-460, Black Anodized, Tall, with Holes
RPCR6288POL	429-460, Polished, Tall, with Holes
RPCR7680	390-428, Polished, Top Finned, with Holes
RPCR7680BK	390-428, Black Anodized, Top Finned, with Holes
RPCR7681	390, Polished, Top Finned w/ 390 CID Logo, Baffled, with Holes
RPCR7681BK	390, Black Anodized, Top Finned w/ 390 CID Logo, Baffled, with Holes
RPCR7682	427, Polished, Top Finned w/ 427 CID Logo, Baffled, with Holes
RPCR7682BK	427, Black Anodized, Top Finned w/ 427 CID Logo, Baffled, with Holes
RPCR7683	428, Polished, Top Finned w/ 428 CID Logo, Baffled, with Holes
RPCR7683BK	428, Black Anodized, Top Finned w/ 428 CID Logo, Baffled, with Holes

### Fabricated Aluminum Valve Covers

RPCR6355	460, Satin Finish, Clear Anodized, Tall, No Holes
RPCR6355POL	460, Polished, Tall, No Holes
RPCR6355C	460, Chrome, Tall, No Holes
RPCR6357POL	429-460, Polished, Tall, with Holes
RPCR6355BOLT	Replacement Hardware Kit for Fabricated Valve Covers, Allen Head

## Ford Finned Valve Covers

### RPCR7638

Nostalgic finned covers have breather holes and are available to fit for the 351 Cleveland engine. Package includes a pair of covers with fasteners. Polished finish.

## LS-Series Cast Aluminum Valve Covers

Heavy-duty cast aluminum valve covers look great and provide excellent gasket seal. Low-profile (2-1/2") will clear most aftermarket valve trains. Includes billet oil fill cap, O-ring gaskets, and mounting hardware. Sold in pairs.



**Note:** Ignition coil relocation required.

Part No.	Description
RPCR6369BK	Valve Cover Set, Black Anodized Finish
RPCR6369C	Valve Cover Set, Chrome Finish
RPCR6369G	Rubber Gaskets for LS-Series Valve Covers (Pair)



## GM LS-Series Engine Valley Cover Plates

Valley cover plate, made from 1/4" thick billet aluminum, is required when converting from EFI to carburetion on late model GM LS engines. Sold complete with stainless fasteners, plate is offered with natural, polished, or black finish.



Part No.	Description
<b>RPCR5310</b> †	LS1 Engine Valley Cover Plate, Natural Aluminum
<b>RPCR5310BK</b> †	LS1 Engine Valley Cover Plate, Black Anodized
<b>RPCR5315</b>	LS3 Engine Valley Cover Plate, Finned, Polished Aluminum
<b>RPCR5315BK</b>	LS3 Engine Valley Cover Plate, Finned, Black Anodized
<b>RPCR5320</b>	LS1/LS6 Engine Valley Cover Plate, Polished Aluminum
<b>RPCR5320BK</b>	LS1/LS6 Engine Valley Cover Plate, Black Anodized

† Eliminates knock sensors; does not fit Gen. IV engines.

## GM LS-Series Adjustable Motor Mount Adapters

Special 3/8" thick billet aluminum adapter plates allow installing a 1997-2013 GM LS Gen. III/IV engine into most early GM muscle cars using the popular, 3-bolt motor mount. Adapters allow four different mounting positions including the OEM location, and three forward positions with 7/16" to 2-1/4" of adjustment. Sold complete with necessary hardware.



Part No.	Description
<b>RPCR5140</b>	Adjustable LS Motor Mount Adapter, Natural Aluminum
<b>RPCR5140BK</b>	Adjustable LS Motor Mount Adapter, Black Anodized

## Aluminum Linear Wire Looms

### RPCR6039

Universal looms fit up to 8mm diameter spark plug wire. Plain polished finish. Mounting hardware is included. Sold in pairs.



## Aluminum Valve Cover Bung

### RPCR9969

Universal bolt-on or weld-on mounting. Includes oil cap.



## Polished Aluminum Push-In Breather

### RPCR6101

Ball-milled, 3/4" neck breather fits 1-1/4" hole.



## Polished Billet Breathers

Breathers for crankcase and PCV have machined, billet aluminum tops and provide the finishing detail on engines. Both versions have rubber bases and screw-on housings and fit 1-1/4" holes.



Part No.	Description
<b>RPCR6500</b>	Polished Finned Billet PCV Breather
<b>RPCR6505</b>	Polished Finned Billet Breather

## Polished Aluminum Push-In Oil Cap

### RPCR6250

Fits valve covers with 1-1/4" holes when using grommets.



## Nostalgic Polished Billet Aluminum Breathers

Fits valve covers with 1-1/4" holes. Use RPCR4996 or RPCR9358X grommets.



Part No.	Description
<b>RPCR6504</b>	With PCV Tube
<b>RPCR6509</b>	Without PCV Tube

RPCR6504

## Billet PCV Valve

### RPCR6008

PCV valve with 3/4" neck, fits 1-1/4" valve cover hole when using a grommet.



## Push-In Oil Plug/Cap

Fits valve covers with 1-1/4" holes. No grommet required.



Part No.	Description
<b>RPCR9170</b>	No Logo on Top, Chrome Top and Rubber Base
<b>RPCR9787</b>	"Oil" Logo on Top, Chrome Top and Rubber Base

## Valve Cover Rubber Grommet Sets

Has one PCV grommet and one breather grommet. Fit valve covers with 1-1/4".

Part No.	Application	O.D.	I.D.
<b>RPCR4886</b>	Aluminum V/C, 2-Pieces	1-1/4"	3/4"
<b>RPCR4887</b>	Steel V/C, 2-Pieces	1-1/4"	3/4"



## Valve Cover Rubber Grommets

Fits valve covers with 1-1/4" holes.

Part No.	Application	O.D.	I.D.
<b>PCV Type</b>			
<b>RPCR4997*</b>	Steel V/C, 2-Pieces	1-1/4"	3/4"
<b>RPCR4998X</b>	Aluminum V/C, 2-Pieces	1-1/4"	3/4"
<b>RPCR4998</b>	Steel V/C, 2-Pieces	1-1/4"	3/4"
<b>RPCR9760**</b>	Steel V/C, 2-Pieces	1"	3/4"
<b>Breather Type</b>			
<b>RPCR4878*</b>	Steel, 2-Pieces	1-1/4"	1"
<b>RPCR4880</b>	Steel, 2-Pieces	1-1/4"	1"
<b>RPCR4996</b>	Aluminum V/C, 2-Pieces	1-1/4"	15/16"



RPCR4998X

\* Must cut bottom of grommet off to work.

\*\* Ford Applications - Fits 1" diameter holes.

## Valve Cover Rubber Grommets with Oil Baffles

Fits valve covers with 1-1/4" holes.

RPCR9359



Part No.	Application	O.D.	I.D.
<b>PCV Type</b>			
<b>RPCR9359X</b>	Aluminum V/C, 2-Pieces	1-1/4"	3/4"
<b>RPCR9359</b>	Steel V/C, 2-Pieces	1-1/4"	3/4"
<b>Breather Type</b>			
<b>RPCR9358X</b>	Aluminum V/C, 2-Pieces	1-1/4"	1"
<b>RPCR9358</b>	Steel, 2-Pieces	1-1/4"	1"





### Chrome Steel Push-In Open Filter Breather

Rubber base with steel top. Fits valve covers with 1-1/4" holes. No grommet required.

Part No	Style
<b>RPCR7192</b>	Without Shield, Tall, 2"
<b>RPCR9308</b>	Without Shield, Tall, 3"



### Chrome Steel Push-In Breathers

Fits valve covers with 1-1/4" holes.

Part No.	Description
<b>RPCR4870</b>	Push-In Breather, 2-3/4" Dia. with 1" Neck
<b>RPCR9169</b>	Push-In Breather with 5/8" Tube, Mopar Style with 1" Neck
<b>RPCR9171</b>	PCV Push-In Breather, 2-3/4" Dia. with 3/4" Neck
<b>RPCR9241</b>	Push-In Breather with 5/8" Tube, 2-3/4" Dia. with 1" Neck



### Chrome Steel Push-In Oil Filler Cap

#### **RPCR4802**

2-3/8" diameter and fits in oil filler tube.



### Chrome Steel Wing Nuts

Part No	Style	Threads	Height
<b>RPCR1006</b>	Deluxe, 4-pieces	1/4"-20 x 1-3/8"	4"
<b>RPCR4936</b>	T-Bar, 4-pieces	1/4"-20 x 1-3/8"	5-3/8"
<b>RPCR9120</b>	T-Bar, 4-pieces	1/4"-20 x 1-3/8"	4-1/4"

RPCR1006

### Chrome Steel Mini Tab

#### **RPCR9067**

1-1/2" wide. Comes with 8 pieces.



### Small Block Chevy Steel Oil Pans

Part No.	Description
<b>RPCR9005P</b>	1965-79, Orange, 283-350 (4 Qts., Driver Side Dipstick)
<b>RPCR9092P</b>	1980-85, Black, 283-350 4 Qts., (Passenger Side Dipstick), 2-Pc. Rear Seal
<b>RPCR9414RAW</b>	1986-Up, Unplated, 283-350 (4 Qts., Passenger Side Dipstick), 1-Pc. Rear Seal



RPCR9005P

### Ford Steel Oil Pans


Part No.	Description
<b>RPCR9078</b>	1965-87, SB Ford, 260-302, Chrome
<b>RPCR9330RAW</b>	1958-76, BB Ford, 352, 390, 406, 427, 428, Unplated
<b>RPCR9343P</b>	1968-73, BB Ford, 429-460, Blue
<b>RPCR9343Z</b>	1968-73, BB Ford, 429-460, Zinc Plated



RPCR9078

### Oil Pan Hardware Kits

Part No.	Description
<b>RPCR0006</b>	Small Block Chevy



### Flexible Engine Dipsticks

Stainless steel dipsticks feature aluminum handles, braided housings, and bolt to the block of small and big block Chevys. In natural or black finish.

Part No.	Description
<b>RPCR5001</b>	1980-Up, SB Chevy, Natural Finish
<b>RPCR5001BK</b>	1980-Up, SB Chevy, Black Finish
<b>RPCR5002</b>	Pre-1979, SB Chevy, Natural Finish
<b>RPCR5003</b>	1965-90, BB Chevy, 396, 427, 454, Natural Finish

### LS Engine Oil Bypass Adapter

#### **RPCR5301**

Designed to fit Gen III and Gen IV LS-series engines, 6061 aluminum adapter has -10AN fittings, and includes ports for temperature sensor and oil feed line. Available with male ports.



### Chrome Steel Oil Filter Cover

Protect oil filters and dress up the engine compartment! Chrome-plated steel fits over the existing filter and secures in place with included set screw.



Part No.	Description
<b>RPCR1070</b>	Oil Filter Cover 4-9/32"H x 3-11/16" dia.
<b>RPCR1067</b>	Oil Filter Cover 5-3/16"H x 3-11/16" dia.

### Engine Dipsticks

Dipstick and tube included. Black or chrome finish available.



Part No.	Description
<b>Small Block Chevy</b>	
<b>RPCR4957</b>	1955-79, 283-350, Block Mount, Chrome Steel, 19" Long
<b>RPCR4957BK</b>	1955-79, 283-350, Block Mount, Black Steel, 19" Long
<b>RPCS4957BK</b>	1955-79, 283-350, Black Steel, 19" Long
<b>RPCR9420</b>	1980-82, 305-350, Chrome Steel, 23" Long
<b>Big Block Chevy</b>	
<b>RPCR4958</b>	1965-90, 396, 427, 454, Block Mount, Chrome Steel, 23" Long
<b>RPCR4958BK</b>	1965-90, 396, 427, 454, Block Mount, Black Steel, 23" Long

### Flexible Transmission Dipsticks

Flexible dipsticks are available for bellhousing or 29" long firewall mount. Aluminum handle, steel braided housing has a PTFE dipstick that's a push-in style with an O-ring seal. Bracket on handle mounts to either bell housing or firewall.


Part No.	Description
<b>Bellhousing Mount</b>	
<b>RPCR5004</b>	GM TH-350
<b>RPCR5005</b>	GM TH-400
<b>RPCR5006</b>	GM 700-R4
<b>Firewall Mount</b>	
<b>RPCR5101</b>	Ford C-6
<b>RPCR5104</b>	GM TH-350/TH-400
<b>RPCR5106</b>	GM 700-R4





## Transmission Oil Pans

RPC transmission oil pans are made of stamped steel or cast aluminum. Chrome-plated steel pans are available plain or finned. Finned aluminum pans are highly polished. All include magnetic oil drain plug.



Part No.	Description
<b>RPCR9074</b>	Turbo 350 Chrome-Plated Steel, Plain
<b>RPCR9122</b>	Turbo 350 Chrome-Plated Steel, Finned
<b>RPCR7589</b>	Turbo 350 Polished Aluminum, Finned
<b>RPCR8492</b>	Turbo 400 Polished Aluminum, Finned
<b>RPCR9121</b>	Turbo 400 Chrome-Plated Steel, Finned
<b>RPCR7588</b>	Turbo 400 Polished Aluminum, Finned
<b>RPCR8493</b>	Turbo 700R4/4L60E Polished Aluminum, Finned
<b>RPCR7599</b>	Turbo 700R4/4L60E Chrome-Plated Steel, Finned
<b>RPCR7591</b>	GM PowerGlide, Polished Aluminum, Finned
<b>RPCR7590</b>	Chrysler 727, Polished Aluminum, Finned

## TH-350 Aluminum Transmission Pan

### **RPCR8491**

Polished aluminum transmission pan includes gasket and bolts.



## Aluminum Hose End Caps

Part No.	Description
<b>RPCR7318</b>	Polished Radiator Hose Cap, 2 Pieces
<b>RPCR7319</b>	Chrome Radiator Hose Cap, 2 Pieces (Fits over 1-3/4" Hose Sleeve Adapter)



## Rubber Hose Sleeve Adapters

Part No.	Description
<b>RPCR7317</b>	Radiator Hose Adapter Kit Includes 1-3/4" Sleeve Adapters, 1-1/4" and 1-1/2" Reducers and Two Clamps
<b>RPCR7315</b>	Radiator Hose Adapter Kit Includes 2" Sleeve Adapters, 1-1/2" Reducers and Two Clamps



RPCR7315

## Stainless Steel Radiator Hose Kits

Each kit includes one stainless steel hose—1-3/4" O.D. (length varies), two aluminum end cap covers stained or polished, two rubber hose sleeve adapters—1-3/4" I.D., four rubber reducers—two 1-1/4" I.D. and two 1-1/2" I.D., and four hose clamps.

Part No.	Description
<b>RPCR7303</b>	24" Hose Length, without End Caps
<b>RPCR7304</b>	24" Hose Length, Polished End Caps
<b>RPCR7305</b>	24" Hose Length, Chrome End Caps
<b>RPCR7307</b>	36" Hose Length, Polished End Caps
<b>RPCR7308</b>	36" Hose Length, Chrome End Caps
<b>RPCR7310*</b>	48" Hose Length, Polished End Caps
<b>RPCR7311*</b>	48" Hose Length, Chrome End Caps



RPCR7303

\* 48" kits have double quantities of end caps, sleeve adapters, reducers, and clamps.



## Stainless Steel Black Radiator Hose Kits with Black End Caps

Each kit includes one stainless steel hose—1-3/4" O.D. (length varies), two black aluminum end cap covers, two rubber hose sleeve adapters—1-3/4" I.D., four rubber reducers—two 1-1/4" I.D. and two 1-1/2" I.D. and four hose clamps.



Part No.	Description
<b>RPCR7301BK</b>	12" Hose Length, Black End Caps
<b>RPCR7304BK</b>	24" Hose Length, Black End Caps
<b>RPCR7307BK</b>	36" Hose Length, Black End Caps
<b>RPCR7310BK*</b>	48" Hose Length, Black End Caps

\* 48" kit has double quantities of end caps, sleeve adapters, reducers and clamps.

## Stainless Steel Heater Hose Kits

Each kit includes two stainless steel hoses (3/4" O.D. x 44"L), four aluminum end cap covers (chrome or polished), four rubber hose sleeve adapters—3/4" I.D., four rubber reducers—5/8" I.D., and eight hose clamps.



Part No.	Description
<b>RPCR7313</b>	Polished Kit
<b>RPCR7314</b>	Chrome Kit

## Braided Hose Sleeve Kit

Protect hoses and provide a high-performance look. Kit includes 3 ft. of vacuum line sleeve with 1/4" clamps, 4 ft. of fuel line sleeve with 5/8" clamps, 12 ft. of heater hose sleeve with 3/4" clamps, and 4 ft. of upper radiator hose sleeve with 3/4" clamps. Available in chrome or red finish.



Description	Chrome	Red
Hose Sleeve Kit	<b>RPCR6678</b>	<b>RPCR6676</b>

## Slim Vertical Coolant Recovery Tank

RPCR6072

Compact vertical coolant recovery tanks are available in stainless steel or aluminum and are designed to fit in tight spaces. Twist-on cap and mounting hardware included.

Size	Capacity	Stainless	Aluminum
2" x 13"	1.25 Pint	<b>RPCR6072X</b>	<b>RPCR6072</b>
2" x 15"	1.50 Pint	<b>RPCR6073X</b>	<b>RPCR6073</b>
2" x 17"	1.75 Pint	<b>RPCR6074X</b>	—
3" x 10"	2.25 Pint	<b>RPCR6076X</b>	<b>RPCR6076</b>



## Radiator Fluid Reservoir Tank

Tank is chrome aluminum 3" x 9", 1.50 pint (24-oz.) capacity.



## Polished Aluminum Water Necks

Part No.	Description
Small Block and Big Block Chevy	
RPCR6002	Straight Up, O-Ring Style, (O-Rings, Bolts Included)
RPCR6003	45° Swivel, O-Ring Style (O-Rings, Bolts Included)
RPCR6009	90° Swivel (O-Rings, Bolts Included)
RPCR6015	15° Swivel, 1966-75 283-350, (O-Rings, Bolts Included)
LS-Series Engines	
RPCR6212	Straight Up, O-Ring Style, (O-Rings, Bolts Included)
RPCR6213	45° Swivel, O-Ring Style (O-Rings, Bolts Included)



## Chrome Steel Water Necks

Part No.	Description
Small Block and Big Block Chevy	
RPCR9228	1955-64, (O-Rings, Bolts Included)
RPCR9647	Straight Up, (O-Rings, Bolts Included)
Small Block Ford	
RPCR9440	1965-75 260, 289, 302, 351W, Bypass Provision (O-Rings, Bolts Included)
RPCR9415	429-460 (O-Rings, Bolts Included)



## Gilmer Drive Pulley Sets

CNC-machined billet aluminum pulley set includes a 1.5" belt, crank, water pump, and alternator pulleys. Available for small or big block Chevy engines, or Ford small block 283/302 and big block 460 engines.

Part No.	Description
Small Block Chevy	
RPCR8710	Short Water Pump
RPCR8711	Long Water Pump



## Small Block Chevy Pulleys Chrome Pulleys for Short Water Pump

Part No.	Diameter	Groove	Bolt Circle
Water Pump Pulleys for 1955-68 Engines			
RPCR9600	7.1"	Single	1.75"
RPCR9601	6.4"	Double	1.75"
Crankshaft Pulleys for 1955-68 Engines			
RPCR9602	6.8"	Single	1.75"
RPCR9603	7.3"	Double	1.75"



## Chrome Pulleys for Long Water Pump

Part No.	Diameter	Groove	Bolt Circle
Water Pump Pulleys For 1969-85 Engines			
RPCR9604	6.3"	Single	2.30"
RPCR9605	6.3"	Double	2.30"
Crankshaft Pulleys For 1969-85 Engines			
RPCR9606	6.9"	Single	2.30"
RPCR9607	6.9"	Double	2.30"
RPCR9608	7.8"	Triple	2.30"



## Small Block Chevy Pulleys Aluminum Pulleys for Short Water Pump

Part No.	Diameter	Groove	Bolt Circle	Finish
Water Pump Pulleys for 1955-68 Engines				
RPCR9479	6.6"	Double	1.75"	Satin
Crankshaft Pulleys for 1955-68 Engines				
RPCR9480	6.6"	Single	1.75"	Satin
RPCR9481	6.6"	Single	1.75"	Satin



## Aluminum Pulleys for Long Water Pump

Part No.	Diameter	Groove	Bolt Circle	Finish
Water Pump Pulleys for 1969-85 Engines				
RPCR9482	6.6"	Single	2.30"	Satin
RPCR9483	6.6"	Double	2.30"	Satin
Crankshaft Pulleys for 1969-85 Engines				
RPCR9484	6.6"	Single	2.30"	Satin
RPCR9485	6.6"	Double	2.30"	Satin
RPCR9486	6.6"	Triple	2.30"	Satin



## Single- and Double-Groove Aluminum Pulleys for Big Block Chevy Short Water Pump

Fits big block Chevy engines.

Part No.	Diameter	Groove	Bolt Circle	Finish
Water Pump Pulley for 1965-68 Engines				
RPCR8840	6.6"	Single	1.75"	Satin
RPCR8842	6.6"	Double	1.75"	Satin
Crankshaft Pulley for 1965-68 Engines				
RPCR8841	6.6"	Single	2.30"	Satin
RPCR8843	6.6"	Double	2.30"	Satin



## Chrome Power Steering Pulley

### RPCR8948

Pulley fits early GM thru 1984. With keyway and 5/8" diameter shafts.



## Polished Aluminum Alternator Pulley Fan

### RPCR8867

Fits GM and Ford. Will not fit trucks.



## Sanden Style A/C Compressors

Sanden 508 12-volt air conditioning compressors are available with either serpentine or V-belt pulleys, in polished aluminum, chrome-plated, or black anodized finishes. Sanden 7176(SD7) 12-volt serpentine drive models are available in satin or black anodized finish.



Description	Type	Polished	Chrome	Satin	Black
Sanden 508 12v	Serpentine	RPCR8751	-	-	RPCR8751BK
Sanden 508 12v	Serpentine	-	RPCR8752	-	-
Sanden 508 12v	V-Belt	-	-	-	RPCR8753BK
Sanden 7176 (SD7) 12v	Serpentine	-	-	RPCR8755	RPCR8755BK

## GM Power Steering Pump Brackets Long Water Pump


Part No.	Description	Finish
RPCR3830	Small Block Chevy	Chrome
RPCR3831	Small Block Chevy	Black
RPCR3832	Big Block Chevy	Chrome
RPCR3833	Big Block Chevy	Black





## GM Power Steering Pump Brackets Driver's Side-Short Water Pump

Part No.	Description	Finish
<b>RPCR3814</b>	Small Block Chevy	Chrome
<b>RPCR3815</b>	Small Block Chevy	Black
<b>RPCR3816</b>	Big Block Chevy	Chrome
<b>RPCR3817</b>	Big Block Chevy	Black



## Power Steering Pumps

A-can type GM Saginaw pump set up for bolt-on pulley. Fits early and late GM cars and trucks.

Part No.	Description
<b>RPCR3913</b>	Chrome
<b>RPCR3913X</b>	Zinc
<b>RPCR3914</b>	Power Steering Accessory Hose Kit



## Polished Aluminum Hilborn Style Scoop

### RPCR5233

Aluminum dual-quad Hilborn-style scoop is highly polished, has an adjustable mounting plate to fit most dual-quad setups and includes air filters and hardware. Fits carburetor with 5-1/8" diameter necks.



## 12" Finned Oval Air Cleaner Kits

Finned top is polished and base accepts paper or washable elements. Air cleaners fit all 5-1/8" carburetor flanges and polished steel mounting stud is included.


Part No.	Description
<b>RPCR6320</b>	12" x 2" Tall with Paper Element
<b>RPCR6321</b>	12" x 2" Tall with Washable Element



## 12" Polished Aluminum Oval Air Cleaner Kits

Aluminum top with polished aluminum base, kits fit single-quad carburetors with 5-1/8" neck. Includes polished steel mounting stud.

Part No.	Description
<b>RPCR6020</b>	Ball Milled, Polished, 2" Tall Paper Element
<b>RPCR6020-1</b>	Plain, Polished, 2" Tall Paper Element



## 14" x 3" Super Flow Air Cleaner Kits

All-in-one kits combines a Super Flow top plate, 14" x 3" pre-oiled washable element, chrome plated steel base, and necessary hardware. Choose from kits with red or blue elements, and recessed or flat base.



Part No.	Description
<b>RPCR2029X</b>	14" x 3" Air Cleaner Kit, Red Element with Chrome Lip, Recessed Base
<b>RPCR2225</b>	14" x 3" Air Cleaner Kit, Blue Element with Chrome Lip, Recessed Base
<b>RPCR2226</b>	14" x 3" Air Cleaner Kit, Blue Element with Chrome Lip, Flat Base
<b>RPCR2227</b>	14" x 3" Air Cleaner Kit, Blue Element with Black Lip, Recessed Base
<b>RPCR2350</b>	14" x 3" Air Cleaner Kit, Red Element with Black Lip, Recessed Base

## 14" Muscle Car Style Round Air Cleaner Kits



14" black powder-coated finish or chrome steel top with steel base, they fit single 4bbl. carburetors with 5-1/8" neck. Includes steel mounting stud with wing nut and paper filter element.

Part No.	Description
<b>RPCR2195</b>	Chrome Steel Top w/Steel Base Fits a Single 4bbl Carb
<b>RPCR2195BK-BOX</b>	Black Powder-Coated Finish, Stamped Steel Top w/Recessed Base Fits a Single 4bbl Carb

## 14" Finned Round Air Cleaner Kits

Finned and polished, the base fits carburetors with a 5-1/8" neck. Available with 3" paper elements. Includes polished steel mounting stud.



Part No.	Description
<b>RPCR6720</b>	With 3" Paper Element, Recessed Base
<b>RPCR6722</b>	With 3" Paper Element, Flat Base

## 14" Polished Aluminum Round Air Cleaner Kits

14" X 3" air cleaner kits with paper elements. Includes polished steel mounting stud. Fits carburetors with 5-1/8" diameter necks.



Part No.	Description
<b>RPCR6801</b>	Ball Milled, Polished, 3" Tall Paper Element, Recessed Base
<b>RPCR6802</b>	Ball Milled, Polished, 3" Tall Paper Element, Flat Base
<b>RPCR6902</b>	Plain, Polished, 3" Tall Paper Element, Flat Base

## 14" Louvered Style Air Cleaner Kits

### RPCR4195

Includes polished steel mounting stud with wing nut and 3" tall paper element. Fits carburetors with 5-1/8" neck.



## Chrome Steel Triangular Air Cleaner Kit

### RPCR7148

14" x 3" triangular air cleaner with recessed base and paper element. Includes steel mounting stud with wing nut. Fits all carburetors with 5-1/8" neck.





### Cadillac/Oldsmobile Retro Style Air Cleaner Kits

These retro-style air cleaner kits designed to fit 5-1/8" neck 4bbl. carburetors are available in either black or chrome-plated finish. Each kit contains filter element, steel stud, and wing nut.



Part No.	Description
<b>RPCR2194</b>	Black Finish
<b>RPCR2194C</b>	Chrome Plated

### 14" x 3" Performance Style Round Air Cleaner Kits

**RPCR2351**  
Designed to fit single 4bbl carburetors with a 5-1/8" neck, this kit features a black powder-coated finish steel and recessed base. Includes steel mounting stud with wing nut and red washable filter element.



### GM Power Steering Pump Flow Control Valve

**RPCR3157**  
Natural steel flow control valve for GM-style power steering pumps flows up to 2 gpm.



### SBC Accessory Bracket Kits

Black anodized aluminum bracket kits are designed for small block Chevy engines with long water pumps. Fasteners included.



Part No.	Description
<b>RPCR4302BK</b>	Power Steering Pump Bracket Kit, Block Mount, Driver's Side
<b>RPCR4304BK</b>	Alternator Bracket Kit, Mid-Mount, Passenger Side



### Chrome Alternator Bracket

**RPCR7758**  
1955-69 small block Chevy 283-350 low-mount bracket (left side).



### Plastic Carburetor Cover

**RPCR2012**  
Cover fits 5-1/8" neck for Holley 2- and 4-barrel carbs.



### Chrome Universal Dual Throttle Return Spring Kit

**RPCR6052**



### Chrome Steel Carb Mount Throttle Return Kit

**RPCR2083**  
Fits Holley 2300/2305 2bbl carburetors and 4150/4160 4bbl carburetors Includes both heavy and light spring sets.



### Chevy Chrome Distributor Clamp

**RPCR4116**  
Clamp fits Chevy V8 1963-up factory style.



### Fuel Filters

Not for use with fuel injection.



Part No.	Description
<b>RPCR9245</b>	Clear/Chrome Fuel Filter, 3/8" Inlet And Outlet
<b>RPCR9247</b>	Clear/Chrome Fuel Filter, 5/16" Inlet And Outlet

### Small Block Chevy Timing Cover Kit

**RPCR6040**  
Polished aluminum cover is complete with gaskets, seal and fasteners. Will not clear double-roller timing chains. Fits 283-350.



### Aluminum Timing Tab

**RPCR6041**  
Fits small block Chevy 283-350 with 6" or 7" balancer.



### Chrome Timing Chain Cover

**RPCR4934**  
Chrome-plated steel timing cover fits small block Chevy 283-350. Will not clear double-roller timing chains. Includes cover, seal, gaskets, and bolts.






## Two-Piece Chrome Timing Chain Cover

### RPCR7122

Chrome-plated steel timing cover fits SB Chevy 283-350. Will not clear double-roller timing chains. Includes cover, seal, gaskets, and bolts. Allows changing cam without oil pan removal.



## Chrome Timing Tab

### RPCR4960

Fits SB Chevy 283-350 and chrome 6", 7", or 8" balancer.



## Aluminum Optima™ Battery Trays

Lightweight, attractive battery trays are designed specifically to mount Optima size 34/78 batteries. Available with ball-milled, chrome ball-milled, and polished smooth finishes.



Description	Ball-Milled Part No.	Chrome Ball-Milled Part No.	Polished Smooth Part No.
Group 34/78	RPCR6323	RPCR6323C	RPCR6326

## Aluminum Optima™ Black Battery Trays

These lightweight aluminum trays are designed specifically to fit Optima™ group size 34/78 batteries.



Part No.	Description
RPCR6323BK	Ball-Milled Black
RPCR6326BK	Smooth Black

## Stainless Steel Battery Tray

### RPCR9323

Includes tray and hold-downs. Size is 7-1/2" x 13-1/4".



## Stainless Steel Kickdown Cable Assemblies

Kickdown cable assemblies for small block Chevy have durable, braided stainless steel housings.



Part No.	Description
RPCR6051	SB Chevy, Carburetor, 700-R4 Transmission
RPCR6053	SB Chevy, Carburetor, TH-350 Transmission

## Stainless Steel Throttle Cable Assemblies

Throttle cables with braided stainless steel housings fit carbureted systems and 1986-93 Ford EFI.



Part No.	Description
RPCR6054	24" Housing Length
RPCR6054X	36" Housing Length

## Polished Aluminum Pedals



RPCR8500POL RPCR8600POL RPCR8601X RPCR8504 RPCR9507X

Part No.	Description
RPCR8500POL	Rectangular Brake Pad with Rubber Insert (Automatic Transmission)
RPCR8504	Gas Pedal with Rubber Insert, Chrome Aluminum, Floor-Mount-Style
RPCR9507X	Gas Pedal with Rubber Insert, Firewall-Mount-Style
RPCR8600POL	Gas Pedal with Rubber Insert and Steel Arm (Automatic Transmission)
RPCR8601X	Gas Pedal with Rubber Insert and Aluminum Arm (Manual Transmission)

## Turn Signal

### RPCR31-581

Small turn signal with amber lens and single filament bulb. Chrome plated.



## Chrome License Plate Frames

### RPCR6071

Chrome-plated aluminum license plate frame.



## Blue Dot Taillight Insert

### RPCR9472

Requires a 15/16" hole drilled in taillight lens for installation. One to a package.



## Safety Wire Pliers and Safety Wire

Safety wire pliers allow you to grip, cut, and twist safety wire easily. Steel safety wire is available in 350 ft. rolls (sold separately).



Part No.	Description
RPCR809	9" Safety Wire Pliers
RPCR811	350-ft. Roll of Safety Wire

## Street Rod Wiper Motor

### RPCR6558

12-volt stainless housing has 110° of arm swing, metal gearing, and auto park, for use with 11" arm and 10" blade. Single speed.



Part No.	Description
RPCR6057	Replacement Wiper Blade, Middle Insert Style



### "California Classic" Door Mirrors

**RPCR6607**

Hardware and various "wedges" to properly position mirrors included.



### Chrome Peep Mirrors with Short Arm

**RPCR6610**

Chrome 4" peep mirrors have a short arm and fit driver or passenger side.



### Swan Neck Mirrors

**RPCR6615**

Four-inch retro "Swan Neck" mirrors have a chrome-plated stem with a polished stainless steel head. Mirror uses two stud mounting. Sold per pair.



### 5" Oval Interior Mirror

**RPCR6616**

Screw-on style chrome steel mirror.



### Universal Electric Cooling Fan

Available in chrome or black finish, these 12-volt reversible fans feature curved and black straight-blade versions and are offered in 10", 12", 14", or 16" sizes. Mounting hardware included.



Finish	Blade Type	10"	12"	14"	16"
Chrome	Curved	<a href="#">RPCR1201</a>	<a href="#">RPCR1203</a>	<a href="#">RPCR1205</a>	<a href="#">RPCR1207</a>
Black	Curved	<a href="#">RPCR1009</a>	<a href="#">RPCR1012</a>	<a href="#">RPCR1014</a>	<a href="#">RPCR1016</a>
Black	Straight	-	<a href="#">RPCR1202</a>	-	<a href="#">RPCR1206</a>

### Electric Fan Thermostat Switch Kits

For use with 12-volt systems, thermostat kits are available for either 200°F on/185°F off or 185°F on/170°F off applications. Includes circuit breaker. Relay with harness sold separately.



Part No.	Circuit Breaker	On/Off
<a href="#">RPCR3101</a>	50 amp	200°/185°
<a href="#">RPCR3102</a>	30 amp	185°/170°

#### Accessory

Part No.	Type	Type
<a href="#">RPCR1018</a>	20A/30A	Relay w/Harness

### Adjustable Electric Fan Controller Kit

**RPCR3106**

For use with fans up to 20 amps, this 12-volt controller allows adjustment from 160°F up to 220°F. Includes controller, wire, connectors, mounting bracket, and stainless steel thermostat sensor.



### Electric Fan Mounting Kits

**RPCR1019**

Mounting kit includes zip-tie mounts and retainers needed to install a standard RPC electric fan.



### Electric Fan Control Relay Kit


**RPCR3103**

Universal fan control relay activates at 185°F and switches off at 165°F. Includes harness and temperature sensor with 1/2" NPT threads.



### Universal Fit Aluminum Radiators

Lightweight single-pass aluminum radiators are designed to provide improved cooling in high-performance applications. TIG-welded and furnace-brazed radiators are available in overall widths from 23" to 31", feature a 1.5" driver-side inlet and 1.75" passenger-side outlet, and feature a passenger-side billet filler neck.



Part No.	Width	Tank Thickness	Core Width	Core Height	Core Thickness	Filler Location
<a href="#">RPCR1020</a>	23"	3"	17.75"	19"	2.25"	Right
<a href="#">RPCR1024</a>	31"	3"	25.75"	19"	2.25"	Right

### Early Ford Aluminum Radiators with Transmission Cooler

Clear anodized aluminum radiator with built-in mounts is 16.5"W x 2.25"D. It is available for '32 High-Boy applications with a 22" core height, 1.5" center inlet, and 1.75" passenger-side outlet.



Part No.	Style	Width	Core Depth	Core Height	Inlet Size and Location	Outlet Size and Location
<a href="#">RPCR1032</a>	'32 High-Boy	16.5"	2.25"	22"	1.5" Center	1.75" Right



### Proportioning Valve

Residual pressure valve provides even brake feel and provides proper fluid transfer. Non-adjustable valve is designed for use on disc/drum brake applications.



Part No.	Material	Style	Adjustable
<b>RPCR4500</b>	Brass	Disc/Drum	No

### GM-Style Brake Boosters

Compact-design, dual-diaphragm boosters fit on firewall or under floor. Available in 7" or 8" sizes with 3.75" x 3.75" bolt pattern with 3/4" studs. Chrome- or zinc-plated finish.



Part No.	Style	Material	Finish
<b>RPCR3907</b>	7" Dual	Steel	Chrome
<b>RPCR3907X</b>	7" Dual	Steel	Zinc
<b>RPCR3908</b>	8" Dual	Steel	Chrome
<b>RPCR3908X</b>	8" Dual	Steel	Zinc

### Stainless Steel Overflow Tanks

Stainless steel overflow tanks have a compact footprint and feature 1/4" hose barb inlet and outlet connections. Mounting hardware included. Available in polished or black powder-coated finish.



Part No.	Description
<b>RPCR6074BK</b>	Coolant Recovery Tank, 17" H x 2" Dia., 28-oz. Capacity. Black Powder-Coated Finish.
<b>RPCR6075BK</b>	Coolant Recovery Tank, 19" H x 2" Dia., Black Powder-Coated Finish.
<b>RPCR6078BK</b>	Coolant Recovery Tank, 16" H x 3" Dia., 28-oz. Capacity. Black Powder-Coated Finish.
<b>RPCR6081BK</b>	Coolant Recovery Tank, 10" H x 2" Dia., Black Powder-Coated Finish.
<b>RPCR6081X</b>	Coolant Recovery Tank, 10" H x 2" Dia., Polished Finish.

### Steering Wheels

Steering wheels feature matching horn button and horn wire, and fit most 6-hole steering adapters (steering wheel adapter not included). Wood grip steering wheels feature a polished mahogany grip with special heat-resistant urethane finish for lasting beauty. Sold each.



RPCR5860

Part No.	Description
<b>RPCR5311</b>	14" Aluminum Steering Wheel with Leather Wrap
<b>RPCR5313</b>	14" Aluminum Steering Wheel with Wood Grip
<b>RPCR5314</b>	14" Aluminum Steering Wheel with Wood Grip
<b>RPCR5868</b>	14" 3-Spoke Steering Wheel with 1-1/2" Dish. Chromed Steel with Wood Grip.
<b>RPCR5872</b>	15" 3-Spoke Steering Wheel with 1-1/2" Dish. Brushed Stainless with Wood Grip.

### Differential Covers

Chrome-plated steel differential covers without plugs are available for 12-bolt and 10-bolt GM applications.



Part No.	Pattern	Style
<b>RPCR4787</b>	12 Bolt	GM Intermediate Differential Cover
<b>RPCR4786</b>	10 Bolt	1964-72 Intermediate- 1967-72 Camaro K,G,C, and B Axles

### Radiator Caps

Chromed aluminum cap has a knurled grip and is rated for 16 psi.



Part No.	Description	Pressure
<b>RPCR5010</b>	Polished Aluminum	16 lbs.
<b>RPCR5011</b>	Chrome Aluminum	16 lbs.



### Trailer Ramps

Lightweight and durable, specially designed Trailer Ramps allow loading low-slung race cars into trailers without damaging noses, etc. Just place the trailer door on the recess at the leading edge of the ramps to decrease the angle of approach by as much as 4° and load car. Sold in pairs.



Part No.	Description
<b>RMPRR-TR-4</b>	46"L x 4"H x 14"W, 5.5° Incline
<b>RMPRR-TR-5</b>	67"L x 5"H x 14"W, 4° Incline
<b>RMPRR-TR-6</b>	45"L x 6"H x 14"W, 7.8° Incline
<b>RMPRR-TR-7</b>	74"L x 7"H x 14"W, 5.2° Incline
<b>RMPRR-TR-8</b>	54.75"L x 8"H x 16"W, 8.4° Incline
<b>RMPRR-TR-9-FLP</b>	95"L x 14"W x 8"H 5.5° Incline

### 7" Trailer Ramps with Flap Cut-Out

#### RMPRR-TR-7-FLP

Flap, cut-out ramps are designed for enclosed trailer doors with an extension flap up to 16" long. Ramps reduce approach angle up to 5.2°, support up to 6,000 pounds, and accommodate up to a 12" wide tire. Lightweight ramps include built-in straps to ease transport and storage. Sold in pairs.



### Trak-Jax

Trak-Jax get low-slung cars high enough to fit a standard floor jack under the car. They weigh just 5 pounds each. Sold in pairs, Trak-Jax are 30.1"L x 3"H x 12"W.



Part No.	Description
<b>RMPRR-TJ</b>	Trak-Jax
<b>RMPRR-TJ-S</b>	Trak-Jax, with 1.5" Stop






### Trailer-Mate

#### RMPRR-TM-FRT

Eases tie down of low ground clearance race cars to trailer by adding 3" of ground clearance. Typically used to allow car door to clear trailer wheel wells. Sold in pairs, Trailer-Mates have a 10.79° incline.



### Flatstoppers

#### RMPRR-FS


Helps keep tires from flat spotting during long periods of storage. Flatstoppers won't conduct heat or cold to tires despite floor temperature changes and won't damage floor. Sold as four-piece set, 22.3"L x 3.5"H x 14"W.



### 10" Flatstoppers

#### RMPRR-FS-10


Prevents tire flat spotting when vehicle is stored for an extended time. Lightweight construction, non-slip and won't damage floor. Fits tires up to 8" wide and up to 28" in diameter. Set of four.



### Supercar FlatStoppers®

#### RMPRR-FS-16-SC

Designed to accommodate tires up to 14" wide and 30" diameter these FlatStoppers® will preserve tire shape when storing a vehicle for thirty days or more. Once the tires are set in FlatStoppers® on a level surface, they settle into the pad's concave depression, which evenly disperses the weight of the car across the tires and prevents flat spots. Sold in sets of four. Made in USA.



### 67" XT Race Ramps

#### RMPRR-XT-2-HD

Gives an additional 2" of lift and width. With a total weight capacity of 10,000 pounds and 10.8° incline, they work exceptionally well for Corvettes and other low-to-the-ground sports cars with up to 12" wide tires. Constructed with a high-density expanded polystyrene that is coated with a hybrid polyuria, these ramps are extremely lightweight, yet strong and durable. Two-piece design, sold in pairs. Made in USA.



### 67" Race Ramp XTs

Ramps are ideal for low-ground-clearance vehicles with up to 12" wide tires. Ramps hold up to 3,000 lbs. per set and have a 10.75° incline. 67"L x 10"H x 14"W. Two-piece ramp sets allow front side of ramps to be removed, allowing easier inder car access. Sold in pairs.



Part No.	Description
RMPRR-XT	1-Piece Set
RMPRR-XT-2	2-Piece Set

### 56" Race Ramps

Ramps are ideal for low-ground-clearance vehicles with up to 10" wide tires and lift car up to 8". Ramps hold up to 3,000 lbs. per set and have a 10.75° incline. 56"L x 8"H x 12"W. Two-piece ramp sets allow front side of ramps to be removed, allowing easier under car access. Sold in pairs.



Part No.	Description
RMPRR-56	1-Piece Set
RMPRR-56-2	2-Piece Set

### 40" Sport Ramps

#### RMPRR-40

Sport Ramps are for small sports cars that don't have 12" wide tires or low front ends, but still can benefit from other Race Ramp features. Ramps have 16° incline and accommodate up to 8" wide tires and raise car up to 7", while holding 3,000 lbs per set. 40"L x 7"H x 10"W. Sold in pairs.



### Roll-Ups

#### RMPRR-RU

Designed to be used with 56" or 67" Race Ramps or 40" Sport Ramps. They raise the opposite end of vehicle up 4" for oil changes or even allow use of a standard floor jack. Small enough to fit in the trunk of a C5 or C6. 32.75"L x 4"H x 14"W with 10.79° incline. Sold in pairs.



### Xtenders

Attaches to 56" or 67" Race Ramps, giving an approach angle of only 6.8° for low-ground-clearance vehicles. Sold in pairs



Part No.	Description
RMPRR-EX-12	56", 45"L x 12"W
RMPRR-EX-14	67", 45"L x 14"W



## Wheel Cribs

Wheel Cribs are a safe, lightweight alternative to jack stands. Each Crib supports 1,500 pounds and accommodate 12" wide tires. Available in 8", 10", or 12" high versions. Cribs allow car to be level for oil changes or while displaying. Sold in pairs



Part No.	Description
RMPRR-WC-8	15"L x 8"H x 12"W
RMPRR-WC-10	15"L x 10"H x 12"W
RMPRR-WC-12	15.75"L x 12"H x 12"W

## 24" Trailer Step

### RMPRR-TR-SP-24

Can be used as a free-standing step with non-slip coating on all sides. Includes strap for easy carrying and also fits in the step well of the trailer. 24"L x 11"H x 16"W. Sold individually.



## Racer Chock

### RMPRR-RC-5

Lightweight construction, tire-contoured surface. Sold each. 10"L x 12"W x 5"H.



## Wheel Chocks

### RMPRR-WC-2

100% recycled rubber. Non-slip, for use on all types of floors. One size fits all. Sold as a pair.



## Show Rocks

### RMPRR-ROCK-6-FS

This 6" high fieldstone gray textured imitation rock is extremely lightweight, weighing only 25 pounds, yet able to support 2500 pounds. The rock is strong, durable and will not scratch or damage any floor surface. Made in USA.



## Rally Ramp

### RMPRR-30

Ideal for displaying cars and smaller sport cars with short noses. Also great for quick oil changes and trackside work. 30"L x 10"H with a 16° angle of approach. Fits tires up to 8" wide. Set of two.



## Pro-Stop Parking Guide

Made from recycled semi tires, these wheel stops grip to the floor on even the smoothest of surfaces. With pre-drilled holes on the front they can be permanently mounted to the garage or trailer floor. Sold individually or as a set of two or four. Made in USA.



Part No.	Description
RMPRR-PS-2	Pro-Stop Parking Guide, 2-Pack
RMPRR-PS-4	Pro-Stop Parking Guide, 4-Pack





## HDX and Powergrip Clutch Sets

Ram HDX clutch sets feature increased clamp loads and a high-performance street organic disc. Discs are built with the exclusive eight-spring hub and poly coil springs for excellent strength and durability. HDX sets provide the smoothest engagement for street driven cars. For performance street/strip cars, Powergrip sets include the same increased clampload pressure plates with a 900/300 series friction material for a balance between driveability and holding power up to 550 horsepower at the wheels.



Make	Size	Spline	HDX	Powergrip
<b>GM</b>				
Early GM Cars Diaphragm	10.5" x 1-1/8"	10	RAM88760HDX	RAM98760
Early GM Cars Diaphragm	11.0" x 1-1/8"	10	RAM88762HDX	-
Early GM Cars Diaphragm	10.5" x 1-1/8"	26	RAM88761HDX	-
Early GM Cars Diaphragm	11.0" x 1-1/8"	26	RAM88764HDX	RAM98764
GM LS 1997-10	11.0" x 1-1/8"	26	RAM88931HDX	RAM98931
<b>Ford</b>				
Early Ford Lever Style	10.5" x 1-1/16"	10	RAM88502HDX	RAM98502
Early Ford Lever Style	11.0" x 1-1/16"	10	RAM88769HDX	RAM98769
Ford Mustang 5.0L 1986-93	10.5" x 1-1/16"	10	RAM88794HD	RAM98794
<b>Chrysler</b>				
All 10.5" Lever Style	10.5" x 1"	23	RAM88766HDX	-
All 11.0" Lever Style Hemi	11.0" x 1-3/16"	18	RAM88504HDX	-

## Street Hydraulic Release Bearings

For applications where the standard release mechanism may not fit. Bearings feature .700" travel, and work with up to a 3/4" master cylinder. T56 kits include all hardware to adapt to the OEM master cylinder.



Part No.	Application
RAM78125	GM For Muncie, Saginaw, T-10, 1.375" Collar
RAM78130	Ford T-5, 1.435" Collar
RAM78132	Ford Tremec, 1.435" Collar
RAM78160	GM - Ford T56

## Concept 10.5 Clutches

Modular, dual-disc Concept 10.5" clutches utilize a poly-coil sprung hub top disc that provides dampening upon engagement, easing pedal effort, while eliminating harsh starts and transmission fatigue. Precision-machined billet modular stands eliminate distortion, resulting in a stable clutch mounting platform. Clutches listed below feature an organic design, will fit most flat flywheels and require no adjustments.



Part No.	Application
<b>Chevy</b>	
RAM50-2125	Chevy, 168T-Tooth, 1-1/8"-26 Spline
RAM50-2127	Chevy, 153-Tooth, 1-1/8"-26 Spline

## True Balance Billet Flywheels

Ram flywheels are ready to bolt in right out of the box. Each unit is CNC machined, surface ground parallel to the crank flange, and precision balanced.



Make	Ring Gear	Balance	Steel	Aluminum
<b>Chevrolet</b>				
Small And Big Block	168-Tooth	Internal	RAM1501	RAM2501
Small Block 400	168-Tooth	External	RAM1523	-
Small And Big Block	153-Tooth	Internal	RAM1511	-
Small Block '86-Up	168-Tooth	External	RAM1530	-
Big Block 454	168-Tooth	External	RAM1521	-
Big Block 502	168-Tooth	External	RAM1532	-
Big Block 572	168-Tooth	Internal	RAM1501	RAM2501
Small Block LS1	168-Tooth	Internal	RAM1550	-
<b>Ford</b>				
Small Block	164-Tooth	28 oz./in.	RAM1505	-
Small Block	164-Tooth	Internal	RAM1507	-
Small Block 5.0L	157-Tooth	50 oz./in.	-	RAM2525
Small Block	157-Tooth	28 oz./in.	RAM1527	RAM2527
Small Block 4.6L 8-Bolt	164-Tooth	Internal	RAM1545	-
Big Block	184-Tooth	Internal	RAM1519	-
<b>Chrysler</b>				
6-Bolt Crank	130-Tooth	Internal	RAM1503	-
8-Bolt Crank	130-Tooth	Internal	RAM1583	-
8-Bolt Crank	143-Tooth	Internal	RAM1593	-

## Hydraulic System Adjuster

### RAM78300

Allows adjusting clutch pedal position in virtually any vehicle using an internal hydraulic slave cylinder. Unit plumbs inline with the feed line from the slave cylinder and is compatible with all factory or aftermarket hydraulic clutch-release bearings.



## GM LS Complete Clutch Packages

A complete clutch package engineered exclusively for street-driven GM LS applications capable of withstanding up to 500 horsepower. Offering high clamping load with excellent pedal feel, package includes billet steel flywheel, heavy-duty 12" pressure plate, and helix center hub organic clutch disc.



Part No.	Application
RAM25-831	GM LS, 6-Bolt Crank, 168-Tooth

## Ring and Pinion Installation Components

Ratech offers a complete line of differential service parts. Whether installing a new set of gears or making a repair, Ratech has just what is needed.

### Installation Kits

**Basic Kit:** Pinion shims, crush sleeve, pinion seal, cover gasket

**Installation Kit:** Pinion shims, carrier shims, crush sleeve, pinion seal, pinion nut, ring gear bolts, cover gasket

**Bearing Kit:** Pinion and carrier bearings

**Complete Kit:** All small parts and bearings to complete a ring and pinion installation.



Housing	Basic Inst. Kit	Installation Kit	Bearing Kit	Complete Kit
GM 7.5" (1980-96)	RAT408K	RAT108K	-	RAT308TK
GM 7.5" (1977-81)	RAT408K	RAT108K	RAT208B	RAT308K
GM 8.2" (1964-71)	-	RAT119K	RAT208B	-
GM 8.5" 10-Bolt Passenger	-	RAT110K	RAT204B	RAT310K
GM 8.875" 12-Bolt Passenger	RAT415K	RAT115K	RAT205B	RAT315K
Corvette (1963-79)	-	-	RAT205B	-
Ford 9" Open 2.891" Carrier Bearings LM 102949	RAT406K	RAT106K	-	RAT306K
Ford 9" Open 3.062" Carrier Bearings LM 603049	RAT406K	RAT106K	-	-
Ford 9" Open 2.891" Carrier Bearings LM 501349	RAT406K	RAT106K	-	-
Ford 9" 3.250" Carrier Bearings	RAT406K	RAT106K	-	-
Ford 8.8" Auto	-	RAT105K	RAT205B	RAT305K
Ford 8"	-	-	-	RAT334K
Chrysler 8.75" Casting #489	-	-	-	RAT302K
Dana 60	RAT424K	RAT124K	-	RAT324K

## Individual Component Parts

Whether it's carrier bearings or just a pinion nut, Ratech components will complete the rear end overhaul.

Housing	Pinion Shims	Carrier Shims	Crush Sleeve/ SmartSleeve	Pinion Seal	Pinion Nut	Ring Gear Bolt	Cover Gasket	Head Bearing	Tail Bearing	Carrier Bearing Set
<b>Chrysler</b>										
8.75" Early Style Casting #742	-	-	RAT1107	RAT6103	RAT1500	RAT1304	RAT5101	RAT7006	RAT7007	-
8.75" Late Style Casting #489	RAT1102	-	RAT3102	RAT6102	RAT1500	RAT1304	RAT5101	RAT7008	RAT8003	RAT9004
Dana 60	RAT1110	RAT1106	RAT1118	RAT6117	RAT1505	RAT1309	RAT5116	RAT7001	RAT8006	RAT9008
<b>Ford</b>										
7.5"	RAT1100	-	RAT3104	RAT6105	RAT1502	-	RAT5122	-	RAT8003	RAT9001
8.8"	-	-	RAT3101	RAT6121	RAT1502	RAT1302	-	RAT8001	RAT8001	RAT9021
<b>Ford 9"</b>										
Trac Lock 1957-84	RAT2100	-	RAT3104	RAT6110	RAT1502	RAT1305	RAT5107	See Below	See Below	See Below
Trac Lock 1985-90	RAT2100	-	RAT3104	RAT6105	RAT1502	RAT1305	RAT5102*	"	"	"
Open 1957-84	RAT2100	-	RAT3104	RAT6110	RAT1502	RAT1302	RAT5107	"	"	"
Open 1985-90	RAT2100	-	RAT3104	RAT6105	RAT1502	RAT1305	RAT5102*	"	"	"
2.891" Carrier Bearing LM102949-Common	-	-	-	-	-	-	-	RAT8003	RAT8003	RAT9011
2.891" Carrier Bearing LM501349-Thicker Stack	-	-	-	-	-	-	-	RAT8003	RAT8003	RAT9021
3.062" Carrier Bearing LM603049	-	-	-	-	-	-	-	RAT8003	RAT8003	RAT9012
3.250" Carrier Bearing	-	-	-	-	-	-	-	RAT8003	RAT8003	RAT9010
Daytona Pinion	-	-	-	-	-	-	-	RAT7007	RAT8003	-
Daytona Pinion with Pro Gear	-	-	-	-	-	-	-	-	RAT8003	-
Standard Diameter (28-Spline) Pinion (Pinion Supports Strange/Mark Williams/Moser)	-	-	-	-	-	-	-	RATHM804846 RATHM804810†	RAT2790 RAT2729†	-
Large Diameter (35-Spline) Pinion (Pinion Supports Strange/Mark Williams/Moser)	-	-	-	-	RAT1509	-	-	RATHM804846 RATHM804810†	RAT2788 RAT2729†	-
<b>GM</b>										
8.2" 1964-72 OEM Gear Set (2.440" Crush Sleeve)	RAT1104	RAT1105	RAT3106	RAT6107	RAT1503	RAT1301	RAT5106	RAT7004	RAT8001	RAT9002
8.2" 1964-72 Aftermarket Set (2.440" Crush Sleeve)	RAT1104	RAT1105	RAT3107	RAT6107	RAT1503	RAT1301	RAT5106	RAT7004	RAT8001	RAT9002
8.5" Auto	RAT1100	RAT1105	RAT3109	RAT6108	RAT1501	RAT1303	RAT5106	RAT7005	RAT8003	RAT9002
8.875" 12-Bolt Auto	RAT1100	RAT1101	RAT3111	RAT6109	RAT1503	RAT1306	RAT5104	RAT7005	RAT8003	RAT9001
Camaro 2010-Up (218mm)	RAT1100	RAT1101	-	-	-	RAT1303	-	-	-	-

\* 0-Ring. † Bearing race (cup) part number only.



## Pinion Setting Tool

RAT10003

Quickly install aftermarket gear sets with checking distance marked on the pinion head.

Part No.	Description
RAT10003	GM 7.5"/7.625" 10-Bolt
RAT10004	GM 8.5" 10-Bolt
RAT10005	GM 8.875" 12-Bolt, Except Trucks
RAT10006	Ford 8.8"

## Solid Pinion Bearing Spacers

Reusable spacers replace the stock crush sleeve and eliminate pinion bearing failure. Available with or without shim kits.



Description	Pinion Bearing Spacer Only	Pinion Bearing Spacer and Shim Pack
Chrysler 8.75" (Late)	-	RAT4103
Ford 8.8" and 9"	RAT4104	RAT4105
Ford 9", 35-Spline	-	RAT4113
GM 12-Bolt Auto	-	RAT4101
GM 10-Bolt 8.5"	RAT4109	-

## Ford 9" Pinion Pilot Bearing

Pinion pilot bearing fits all Ford 9".



Part No.	Description
RAT9015	Pinion Pilot Bearing
RAT9015-A	Pinion Pilot Bearing Retainer

## Ford 9" Reusable Differential Housing Gasket

### RAT5107R

Reusable gasket fits all common Ford 9" housings.





## Motor Oils

The most stable synthetic components give the highest degree of protection and cleanliness with the lowest friction. Red Line Oils provide superior wear protection and friction reduction over a wide temperature range for excellent performance in hot running engines.

Description	1-qt. Bottle Part No.	Case of (12) 1-qt. Bottles Part No.
0W-20	RED11804	RED11824
0W-30	RED11114	RED11144
0W-40	RED11104	RED11124
5W-20	RED15204	RED15224
5W-30	RED15304	RED15324
5W-40	RED15404	RED15424
10W-30	RED11304	RED11324
10W-40	RED11404	RED11424
10W-60	—	RED11724
15W-50	RED11504	RED11524
20W-50	RED12504	RED12524



## WaterWetter®

Can reduce water temperatures as much as 30°F. Add to new or used antifreeze to improve the heat transfer of ethylene and propylene glycol systems. Designed for modern aluminum, cast iron, brass, and bronze radiators. 12-oz. bottle.



12-oz. Bottle Part No.	Case of (12) 12-oz. Bottles Part No.
RED80204	RED80224

## SuperCool™ Pre-Mixed Performance Coolant

Convenient pre-mixed coolant for automotive and motorsports applications—pour and go! Blended with purified, deionized water and the optimal WaterWetter percentage. Reduces rust, corrosion, and electrolysis, cleans and lubricates water pump seals. Compatible with all antifreeze and coolant. Also available as undiluted concentrate.



	1/2 Gallon Jugs	Case of (4) 1/2 Gallon Jugs	1-Gallon Jugs	Case of (4) 1-Gallon Jugs
Pre-Mix	RED80205	RED80225	RED81215	RED81255
Concentrate	—	—	RED81205	—

## ShockProof Gear Oils

Available in Heavy, Lightweight, and Super Light viscosities. Heavy gear oil resists throw-off and prevents tooth breakage. Ideal for high temp and extreme pressure in differentials and manual transmissions. Lightweight gear oil is excellent in low temps and may be used to obtain maximum power transfer in racing differentials. Super Light oil has the viscosity of automatic transmission fluid. Ideal when maximum power output is required.



Description	1-qt. Bottle Part No.	Case of (12) 1-qt. Bottles Part No.	5-Gallon Part No.
Heavy Gear Oil	RED58204	RED58224	RED58206
Lightweight Gear Oil	RED58404	RED58424	—
Super Light Gear Oil	RED58504	RED58524	—

## Gear Oils

Formulated for limited slip differentials and manual transaxles. Additional limited slip additives are not required. The 75W90 is recommended for street or racing differentials, while 80W140 is recommended for heavily loaded or low-speed differentials. one-quart container.



Description	1qt. Bottle Part No.	(12) 1qt. Bottles Part No.
75W-90	RED57904	RED57924
75W-140	RED57914	RED57934
80W-140	RED58104	RED58124

## High-Performance Synthetic Brake Fluid

Redline high-performance synthetic brake fluid is designed to handle the heat of track days, providing solid pedal feel and providing immediate response. Both formulas are DOT 4 rated, with RL600 offering a minimum dry boiling point of 594°F, and RL700 having a dry boiling point of 626°F. Sold in 16.9-oz bottles or cases.



	16.9-oz. Bottles	Case of (6) 16.9-oz. Bottles
RL600 Street/Track Brake Fluid	RED90404	RED90414
RL700 Racing Brake Fluid	RED90405	RED90415





### Limited Slip Friction Modifler/Break-in Additive

Additive will significantly reduce friction as well as break-in temperatures in differentials by as much as 50°F. For use in all differentials, conventional or limited-slip, and compatible with petroleum or synthetic gear oils.



4-oz. Bottle Part No.	Case of (12) 4-oz. Bottles Part No.
RED80301	RED80331

### Power Steering Fluid

Red Line's power steering fluid provides improved wear protection and resists thermal breakdown. Fully synthetic fluid also resists evaporation and foaming at high temperatures. Suitable in most power steering units. One-quart bottles.



1-qt Bottle Part No.	Case of (12) 1-qt Bottles Part No.
RED30404	RED30424

### MT-90 and MTL Manual Transmission Lubricant

Use in manual transmissions and transaxles for excellent protection of gears and synchronizers and a superior coefficient of friction. MTL is a 75W80 GL-4 gear oil that is similar in viscosity to SAE 5W30/10W30 engine oil. MT-90 is a 75W90 GL-4 gear oil. One-quart bottles.



Description	1-qt. Bottle Part No.	Case of (12) 1-qt. Bottles Part No.
MTL (75W-80)	RED50204	RED50224
MT-90 (75W-90)	RED50304	RED50324
GL-4 (75W-85)	RED50504	RED50524

### CV-2 Synthetic Grease

CV-2 grease has a very high melting point, excellent water washout resistance, and superior anti-wear characteristics. Lubricant contains an organic moly and is great for wheel bearings, high-angle and conventional CV-joints, chassis lubrication and high temp industrial equipment, 14-oz. cartridge.



14-oz. Cartridge Part No.	Case of (12) 14-oz. Cartridges Part No.
RED80402	RED80421

### Racing, Synthetic and High-Temp Automatic Transmission Lubricants

Racing ATF is a synthetic fluid for automatic transmissions that require the positive shift that Type-F fluid provides. Synthetic ATF is a Dexron II/Mercon fluid that meets the requirements of most manufacturers. High-Temp is a synthetic ATF where Dexron II/Mercon is recommended and is specifically formulated for effective operation at 70°F and above. One-quart bottles.



Description	1-qt. Bottle Part No.	Case of (12) 1-qt. Bottles Part No.
Synthetic ATF	RED30504	RED30524
High-Temp ATF	RED30204	RED30224
Racing ATF	RED30304	RED30324
Lightweight ATF	RED30314	RED30315

### Engine Break-In Additive

Add anti-wear components zinc and phosphorus (ZDDP) for protection of camshaft and valvetrain during initial break-in. Break-in is especially critical in flat-tappet engines with larger camshafts and high spring pressures. Piston rings will also seat properly. 16-oz. bottle.



16-oz. Bottle Part No.	Case of (12) 16-oz. Bottles Part No.
RED81403	RED81423

### Liquid Assembly Lube

Prevents metal to metal contact and wear before adequate lube is supplied. Will not plug filters after initial startup and provides three times more protection than conventional molybdenum disulfide greases.



12 Oz. Bottle Part No.	Case of (12) 12-oz. Bottles Part No.
RED80319	RED80329

### Assembly Lube

Assembly lube has three times greater film strength than conventional molybdenum disulfide greases. May be used on camshafts, lifters, piston skirts, main and rod bearings, etc.



4-oz. Lube Part No.	16-oz. Lube Part No.
RED80312	RED80313



# REKUDO

## 1970-81 GM F-Body Control Arms

Stamped steel control arms with press-in lower ball joints, bolt-in upper ball joints, bushings, and hardware.

Part	Description
<b>REKRK100-21</b>	Upper, Lower, Complete Set
<b>REKRK100-21L</b>	Lower Set
<b>REKRK100-21U</b>	Upper Set
<b>REKRK100-20</b>	Delrin Control Arm Bushing Set



## 1967-81 GM F-Body 2" Drop Leaf Springs

### REKRK200-02

This pair of multi-leaf springs is designed to lower the vehicle two inches. The stiffer than stock 175 lb./in. spring rate offers improved handling and less body roll.



## 1967-81 GM F-Body Rear Spring Shackle Kit

### REKRK200-08

Reduce wheel hop and body roll with a complete set of black polyurethane bushings with zinc-plated steel hardware and bolts. Synthetic grease included.



## 1970-81 GM F-Body Front Lowering Springs

Improve handling and stance with a pair of front lowered coil springs. Black powder coat.

Part	Description
<b>REKRK200-11</b>	-1" Lower
<b>REKRK200-12</b>	-2" Lower



## GM A/F-Body Adjustable Monotube Shocks

Designed with firmer valving for a more performance-oriented ride, this high-pressure nitrogen-filled monotube shock can be adjusted while on the vehicle to increase or decrease firmness. Bushings and hardware included. Gray corrosion-resistant paint. Made in the Netherlands. 24-month limited warranty. Sold each.

Part	Description
<b>GM F-Body</b>	
<b>REKRK300-01</b>	1967-69, Front
<b>REKRK300-02</b>	1967-69, Rear
<b>REKRK300-03</b>	1970-81, Front
<b>REKRK300-04</b>	1970-81, Rear
<b>GM A-Body</b>	
<b>REKRK300-05</b>	1968-72, Front
<b>REKRK300-06</b>	1967-72, Rear



## 1965-82 Chevy Corvette JL8 Disc Brake Pads

### REKRK400-08

Non-asbestos organic brake pads. Fits front and rear for 1965-82 Corvette. One set per axle.



## Brake Rotors

The fully machined hats of these factory replacement brake rotors are treated with a black E-coat that is designed to pass a 400-hour salt spray test without rusting. The friction surface has a non-directional double disc ground finish and are mill balanced to achieve the best possible braking characteristics. Sold in pairs.



Part	Description
<b>REKRK400-06</b>	Front, 1965-82 GM F-Body/Corvette
<b>REKRK400-07</b>	Rear, 1965-82 GM F-Body/Corvette

## 1970-81 GM F-Body Rear JL8 Disc Brake Caliper Upgrade Adapters

### REKRK400-09

Upgrade the rear brakes with 4-piston REKUDO JL8 rear disc brakes. This premium rear brake system can be used with the complete REKUDO suspension system for the GM 2nd Gen F-Body. Set of (2) rear cast iron caliper adapters with hardware. Fits applications with staggered rear shocks.



The adapters must be used with the following parts: RK400-16 rear dust shield; RK400-07 rear brake rotors; 1968-1982 Corvette C3 style 4-piston rear calipers, and one of the follow rear axles; GM 10-bolt 8.2", 10-bolt 8.5", or 12-bolt rear axle (all axles with staggered rear shocks).

## 1970-81 GM F-Body OE Replacement Front Sway Bar

### REKRK500-02

1-3/8" diameter carbon steel sway bar with polyurethane greaseable frame bushings and replacement end links.



## 1970-81 GM F-Body 1" Drop Spindles

### REKRK600-02

These Autocross-inspired drop spindles retain the OE appearance and strength with a taller than stock forging for improved camber gain and lowers the front of the vehicle by one inch. The spindles are forged 4140 chrome-moly steel construction with black EDP coating. Sold in pairs.



# REKUDO

## 1972-93 Dodge Truck 1500 Lower Control Arms

### REKRK100-27

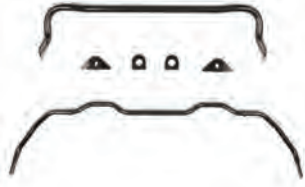
Stamped steel lower control arms with press-in lower ball joints. Sold in pairs.



## 2017-22 Tesla Model 3 Sway Bar Kit

### REKRK500-04

Designed to reduce body roll for improved handling and ideal for street driving, autocross, and track days. The kit includes an adjustable front 32mm tubular sway bar, an adjustable rear 22mm tubular rear sway bar, billet aluminum bushing mounts, high-durometer polyurethane bushings, and synthetic bushing lubricant.



## 2017-22 Tesla Model 3 1" Lowering Kit

### REKRK200-10

Improve handling with a complete set of front and rear 1-inch lowering springs. Black powder-coated finish.



## JL8 Disc Brake Caliper Upgrade Components



Part	Description
<b>Brake Dust Shield</b>	
REKRK400-16	Rear
REKRK400-17	Front
REKRK400-24	Brake Caliper Bracket O-Ring, 1.82" Bore
REKRK400-25	Brake Caliper Bracket O-Ring, 1.32" Bore
REKRK400-26	Bleeder Screws, 5/16"-24 Thread, Set of 4
REKRK400-27	Brake Bleeder Dust Cap, Rubber, Set of 4
REKRK400-28	Caliper Hardware, Clips/ Pins, Each
REKRK400-29	Brake Caliper Piston, 1.82" Diameter, Each
REKRK400-30	Brake Caliper Piston, 1.32" Diameter, Each
REKRK402-1	Front Brake Hose Kit, Flexible Brake Hose, Washers, Clips, Set of 2
REKRK402-2	Rear Brake Hose Kit, Flexible Brake Hose, Washers, Clips, Set of 2
REKRK402-3	Rear Brake Hard Line Kit, Hard Brake Lines, Clamps, Clips
REKRK402-4	Front & Rear Disc Brake Hoses & Hardline Kit
REKRK600-01	Front Wheel Hub Assembly with Bearings, Seal, Cap, Nut, Washer, Pin, Each

# RETROBRIGHT

## H4 Non-Standard Plug - Pin-Out Swap

### RTBH820



## LED Turn Signal Bulbs

Bulbs available in Classic White for a warm classic hue (3000K), Modern White for a cleaner modern look (5700K), amber, and red. Sold in pairs.



Part	Description
RTBHLED04	Modern White, 1156
RTBHLED05	Classic White, 1156
RTBHLED09	Modern White, 1157
RTBHLED10	Classic White, 1157
RTBHLED15	Amber, 1156
RTBHLED20	Amber, 1157
RTBHLED25	Red, 1156
RTBHLED30	Red, 1157
RTBHLED34	Modern White, T10/194
RTBHLED35	Classic White, T10/194

## LED Sealed Beam Headlight

Sold each.



Part	Description
RTBLFRB100	4" Tall x 6" Wide, Yellow Lens
RTBLFRB105	5-3/4" O.D., Yellow Lens
RTBLFRB110	5" Tall x 7" Wide, Yellow Lens
RTBLFRB115	7" O.D., Yellow Lens
RTBLFRB120	4" Tall x 6" Wide, Classic White Lens
RTBLFRB125	5-3/4" O.D., Classic White Lens
RTBLFRB130	5" Tall x 7" Wide, Classic White Lens
RTBLFRB135	7" O.D., Classic White Lens
RTBLFRB140	4" Tall x 6" Wide, Modern White Lens
RTBLFRB145	5-3/4" O.D., Modern White Lens
RTBLFRB150	5" Tall x 7" Wide, Modern White Lens
RTBLFRB155	7" O.D., Modern White Lens

## Aluminum Sealed Beam Headlight Housing

Sold each.



Part	Description
RTBLFRB160	7" O.D.
RTBLFRB165	4" Tall x 6" Wide
RTBLFRB170	5" Tall x 7" Wide
RTBLFRB175	5-3/4" O.D.





## Exhaust Gaskets


Flexible graphite material gaskets deliver up to 50% crush and withstand over 2,000°F, eliminating burn-out and the need to re-torque. Gaskets offer superior sealing, even on exhaust header flanges that are warped or distorted. Weld Bead gaskets are offered for use with headers that use a weld bead to seal the flange. Sold per pair.

Part No.	Description
<b>American Motors</b>	
REM1001	304-401, 1970-79, Header/Manifold Applications
REM1002	290-390, 1966-69, Header/Manifold Applications
REM1003	304-401, 1970-79, Modified "Dog Leg" Port, Weld Bead Header Applications
<b>Buick</b>	
REM13-001	400-455, 1967-76, Square Port, Header/Manifold Applications
REM13-006	364-425, 1957-66, "Nail Head", Header/Manifold Applications
<b>Small Block Chevrolet (Including Gen. III LS)</b>	
REM2004	262-400, 1-9/16" Dia. Round Port, Header Only
REM2005	262-400, 1-17/32" x 1-19/32" Square Port, Header Applications Only
REM2006	262-400, 1-3/8" x 1-1/2" Stock Port, Header/Manifold Applications
REM2007	262-400, Brodix Track 1, 1-1/2" 1-5/8" D-Port, Header Applications Only
REM2008	4.8-6.0L Gen. III LS, LS1/LS6, 1-7/8" Round Port, Weld Bead Header
REM2011	305-350 Vortec L31, 1-3/8" x 1-1/2" Square Port, Header Applications Only
REM2014	262-400, Brodix Spread Port, Stahl 7-Bolt Pattern, Header Applications
REM2016	262-400, 1-5/16" x 1-3/8" Square Port, Weld Bead Header Applications
REM2017	262-400, Oval Port, 1-9/16" W x 1-7/8" H, Header Applications
REM2021	262-400, Oval Port, 1-1/2" W x 1-3/4" H, Header Applications
REM2022	262-350, LT1/LT4/Z24 Crate, 1-7/16" x 1-3/8" D-Shaped, Header Only
REM2031	262-400, 1-7/16" Round Port, Weld Bead Header Applications
REM2032	262-400, 1-1/4" x 1-5/8" Oval Port, Weld Bead Header Applications
REM2040	262-400, Stahl/Hooker Adapter Flange Gasket, 7-Bolt Pattern
REM2042	350, '92-96 LT-1, '96 LT-4, Header Applications
REM2043	262-400, 18° Cyl. Head, Stahl 7-Bolt Pattern, Header Applications
REM2044	262-400, 18° Cyl. Head, 1-5/8" W x 1-3/4" H, Square Port, Header Applications
REM2048	4.8/5.3/5.7/6.0/6.2L LS, 1-1/2" Dia., "Weld Bead" Header Applications
REM2049	4.8-6.0L Gen. III LS, LS1/LS6, 1-3/4" Round Port
REM2066	6.2L LS9/7.0L LS7, 2006-13 Corvette, D-Port, 2"W x 1-3/4"H, Header Applications
REM2081	262-400, AFR 23° Cyl. Head, Non-Spread Port, 1.465"H x 1.570"W, Header Applications
<b>Big Block Chevrolet</b>	
REM2002	396-502, 1-7/8" Round Port, Header Applications Only
REM2003	396-502, 1-13/16" x 1-7/8" Square Ports, Header/Manifold Applications
REM2013	396-502, Lg. Race Port, 2-5/32" Round Port, Headers Applications Only
REM2030	454-502, Mark IV/V/VI, 2" x 1-7/8" Irregular Stock Port, Header/Manifold
REM2035	396-502, D-Port, AFR Magnum, Header Applications
REM2036	396-454, 1-3/4" Round Port, Weld Bead Header Applications
REM2047	396-502, Large Round Race Port, 2.40" Dia., Header Applications
REM2058	454-496, 1996-09 Vortec, 1-7/8" x 1-15/16" Sq. Port, Header/Man. Applications
REM2068	396-454, 2" Round Port, Header Applications
<b>Chrysler Late Hemi</b>	
REM6022	5.7/6.1/6.4 Hemi, 2005-14, D-Shaped Port, 1-15/16" x 1-3/8", Header Applications
<b>Small Block Chrysler</b>	
REM6003	318-360, 1968-92, 1-1/16" x 1-25/32" Square End Ports, Weld Bead Header
REM6004	318-360, 1992-02 Magnum, 1-7/32" x 1-25/32" Sq. End Ports, Header/Man.
REM6009	318-360, 1968-92, 1-3/16" x 1-27/32" Square End Ports, Header/Manifold
REM6027	318-360, 1968-92, Edelbrock Performer RPM, 1-1/4" x 1-3/4" End Ports, Header Applications
<b>Big Block Chrysler</b>	

Part No.	Description
REM6002	361-440, 1957-80, 1-7/8" x 1-3/8" Square Port, Header/Manifold
REM6019	440, Indy Cyl. Head, Square Port, 1-7/8" x 1-5/8", Header Applications
REM6023	426 Hemi, 1964-71, 1-27/32" x 1-3/4" Square Port, Header/Manifold Applications
<b>Ford Modular</b>	
REM3019	4.6L DOHC, 1993-04 Cobra/Mustang/Mach 1, Oval Port, Header Applications
REM3022	1991-04 Triton 4.6L SOHC; 1997-04 5.4L SOHC, 1-9/16" Round Port, Header/Man. Applications
REM3025	1991-04 4.6L SOHC; 1997-04 5.4L SOHC, 1-1/2" Dia. Round Port, Header Only
REM3027	2005-Up 4.6L SOHC, 1-13/16" x 1-11/16" D-Shaped Port, Header/Manifold
REM3034	4.6L 4V, 1996-04, For Bassani Headers 46049C, 8-Piece Set
REM3069	5.0L, 2011-Up Coyote, 1-13/16" Round Port, Header Applications Only
<b>Small Block Ford</b>	
REM3003	302-351W, 1-1/8" x 1-1/2" Square Port, Header/Manifold Applications
REM3004	289-302, 1-1/8" x 1-27/32" Oval Port, Header/Manifold Applications
REM3006	351C, 1970-74 2BBL, 1-1/2" x 2" Oval Port, Header/Manifold Applications
REM3007	351C, 1970-74 4BBL, 1-15/16" x 2-5/32" Square Port, Header/Manifold
REM3028	289-351W, Aftermarket Heads, 1-1/4" x 1-5/8" Square Ports, Header/Man.
REM3035	289-351W, Dart/Canfield/Pro Topline Cyl. Heads, 1-3/8" x 1-7/16" Sq. Ports, Header Applications
REM3039	289-351W, Fits Cyl. Heads With 3" Bolt Spacing, AFR/Dart Heads, Header Applications
REM3043	289-351W, Kook's Header Adapter Plate Gasket, 1-15/16" Round Port, Header Applications
REM3066	289-351W, Trick Flow Twisted Wedge, "R" Series, 1-3/4" Round Port, Header Applications
<b>Big Block Ford</b>	
REM3009	332-428 "FE", 1958-76, 1-9/32" x 2" Square Port, Weld Bead Header
REM3010	429-460, 1968-95 Exc. C.J., 1-1/4" x 2-3/32" Oval Port, Header/Manifold
REM3013	460, 1993-98, 1-5/8" x 1-29/32" D-Port, Header/Manifold Applications
REM3015	332-427 "FE", 1958-65, 1-5/16" x 1-7/8" Square Port, Header/Manifold
REM3018	460, 1988-98, 1-1/2" x 1-7/16" Square Port, Header/Manifold Applications
REM3047	332-428 "FE", 1958-76, Square Port, 1-3/8" W. x 2-1/32" H., 16-Bolt Pattern, Header Applications
REM3050	332-428 "FE", 1958-76, Square Port, 1-1/2" W. x 1-13/16" H., 16-Bolt Pattern, Weld Bead Headers
REM3051	390 GT/GTA, Square Port, 1-3/16" W. x 1-13/16" H., 16-Bolt Pattern, Header Applications
<b>Honda</b>	
REM53-008	2.0/2.4L DOHC, 2003-09, 2" x 1-3/4" Oval Port, Header Applications, Single Gasket
<b>Oldsmobile</b>	
REM11-001	260-455, 1964-90, Separated Center Ports, Header Applications Only
<b>Pontiac</b>	
REM12-001	326-455, 1958-79, Exc. Ram Air IV, SD And HO, Header/Manifold
REM12-002	400-455, 1968-74 Ram Air IV, SD, HO, 1-7/8" Round Port
REM12-004	326-455, 1958-79, Exc. Ram Air IV, SD And HO, Lg. "D"-Shaped Center Port, Header Application
<b>Toyota</b>	
REM7002	2.4L, 1989-95 L4 22RE, 1-11/32" x 1-25/32" Egg-Shaped Port, Header Only
REM7003	2.2/2.4L, 1975-90 L4 20R/22R, 1-9/16" Round Port, Header/Manifold Application

## Turbo Gaskets

Manufactured from the same premium flexible graphite material as Remflex exhaust gaskets, turbo gaskets offer up to 50% crush and can withstand over 2,000°F, eliminating burn-out and the need to re-torque. Sold each.



REM18-021

Part No.	Description
REM13-008	Buick 231 V6, 1986-87, 2-1/4" Turbo Up-Pipe Gasket, 3-Bolt Gasket
REM13-011	Buick 231 V6, 1986-87, Turbo-To-Down Pipe Gasket, 4-Bolt Gasket
REM13-015	Buick 231 V6, 1986-87, Turbo-To-Down Pipe Gasket, Open Plenum, 4-Bolt Gasket
REM18-006	Garrett/Greddy T4, Turbo Inlet/Up-Pipe, Open Plenum, 4-Bolt Gasket
REM18-010	Tial 38mm Wastegate Gasket, 1-3/8" Outlet, 2-Bolt Gasket, Pair
REM18-021	Basic T-6 Inlet Gasket, Divided Plenum With (2) Ports, 4-Bolt Gasket
REM18-022	Basic T-4 Inlet Gasket, Open Plenum, 4-Bolt Gasket
REM18-023	Basic T-3 Inlet Gasket, Open Plenum, 1.83" W. x 2.35" H., 4-Bolt Gasket
REM18-024	Basic T-3 Inlet Gasket, Open Plenum, 1.75" W. x 2.25" H., 4-Bolt Gasket



## Ring and Pinion Gear Sets

### Chrysler 8.75" (Early)

- Housing, 10 holes, "742" casting, 8-11/16" x 10-19/32"
- 12-bolt carrier
- 8.75" diameter ring gear
- 1.75" diameter straight pinion, 10-spline
- 1957-68 Chrysler, Plymouth, and Dodge passenger cars




#### Installation Kit **RIC83-1037-1**

Part No.	Ratio	Teeth
RIC69-0375-1	3.91	43-11
RIC69-0045-1	4.10	41-10

### Chrysler 8.75" (Late)

- Housing, 10 holes, "489" casting, 8-11/16" x 10-19/32"
- 12-bolt carrier
- 8.75" diameter ring gear
- 1.875" diameter tapered pinion, 10-spline
- 1969-73 Chrysler, Plymouth, and Dodge passenger cars

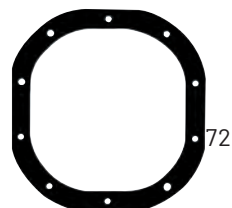


#### Installation Kit **RIC83-1031-1**

Part No.	Ratio	Teeth
RIC69-0371-1	3.55	39-11
RIC69-0058-1	3.91	43-11
RIC69-0059-1	4.10	41-10

### Ford 8"


- Housing, 10 holes, 11"
- 8" diameter ring gear
- 1.188" diameter pinion, 25-spline
- 1962-70 Falcon, 1965-79 Mustang, 1964-72 Comet, 1967-Cougar, 1960-72 Fairlane



Part No.	Ratio	Teeth
RIC49-0101-1	3.55	39-11

### Ford 8.8"

- Housing, 10 holes, 10-9/16" x 10-13/16"
- 8.8" diameter ring gear
- 1.626" diameter pinion, 30-spline
- 1985-93 Mustangs




#### Installation Kit **RIC83-1043-1**

Part No.	Ratio	Teeth
RIC49-0103-1	3.55	39-11
RIC49-0104-1	3.73	41-11
RIC69-0310-1	4.10	41-10

### Ford 9"

- Oval housing, 10 holes
- 10-bolt carrier
- 9.00" diameter ring gear
- 1.313" diameter pinion, 28-spline
- 1965-73 Cougar, 1965-67 Comet, 1957-73 Mercury, Ford, Thunderbird, 1962-73 Fairlane, 1965-73 Mustang



#### Installation Kits **RIC83-1011-1 (2.891" Carrier Bearing)** and **RIC83-1013-1 (3.062" Carrier Bearing)**

Part No.	Ratio	Teeth	Part No.	Ratio	Teeth
RIC69-0195-1	3.55	39-11	RIC69-0161-1	4.33	39-9
RIC69-0361-1	3.70	37-10	RIC69-0185-1	4.56	41-9
RIC69-0179-1	4.11	37-9			

### GM 7.5" and 7.625"

- Housing, oval cover, 10 holes
- 7.5" and 7.625" diameter ring gear
- 1.438" diameter pinion, 27-spline
- 1982-92 Camaro, Firebird, 1977-87 El Camino



#### Installation Kits, 1977-81 and 1982-98 **RIC83-1044-1**

Part No.	Ratio	Teeth
RIC49-0045-1†	3.42	41-12
RIC49-0046-1†	3.73	41-11
RIC49-0007-1*	3.73	41-11
RIC69-0322-1†	4.10	41-10

\* Fits 3.08 and numerically lower carrier.

† Fits 3.23 and numerically higher carrier.

### GM 8.2"

- Housing, (top) oval cover, 10 holes, 11", (bottom) irregular cover, 10 holes, 10-5/8"
- 10-bolts
- 8.20" diameter ring gear
- 1.438" diameter pinion, 25-spline
- 1965-70 Chevrolet, 1964-72 Chevelle, 1964-70 Chevy II, 1967-70 Camaro, 1970-72 Nova



#### Installation Kit: **RIC83-1022-1**

Part No.	Ratio	Teeth
<b>RIC49-0015-1</b>	3.55	39-11
<b>RIC49-0112-1</b>	3.73	41-11
<b>RIC69-0159-1</b>	4.11	37-9

### GM 8.2" "B" or "P" Axle

- Housing, (top) oval cover, 10 holes, 11" (Bottom) irregular cover, 10 holes, 10-5/8"
- 10 bolts
- 8.20" diameter ring gear, 27-spline
- "B" or "P" axle only
- 1964-71 Tempest/GTO, 1967-71 Firebird



#### Installation Kit: **RIC83-1040-1**

Part No.	Ratio	Teeth
<b>RIC49-0082-1</b>	3.55	39-11

**Note:** Use higher series carrier when replacing 2.56, 2.79, 2.93, 3.08, and 3.23 ratios. Use 3.36+ carrier, 3/8" holes.

### GM 8.5"

- Housing, (top) oval cover, 10 holes, 11", (bottom) irregular cover, 10 holes, 10-5/8"
- 8.50" diameter ring gear
- 1.626" diameter pinion, 30-spline
- 1970-76 Chevrolet, Chevelle, 1970-75 Chevy II, 1970-81 Camaro/Firebird, 1972-81 Z-28, Trans Am, 1973-76 El Camino




#### Installation Kit: **RIC83-1021-1**

Part No.	Ratio	Teeth
<b>RIC49-0017-1</b>	3.08	40-13
<b>RIC49-0019-1</b>	3.23	42-13
<b>RIC49-0278-1</b>	3.42	41-12
<b>RIC49-0041-1</b>	3.73	41-11
<b>RIC69-0165-1</b>	4.10	41-10

**Note:** When replacing a stock 2.56 and numerically lower, the carrier must be replaced with a carrier of 2.73 or higher.

### GM 8.5" "O" Axle


- Housing, irregular cover, 12 holes, 10-5/8" x 11", 10 bolts
- 8.5" diameter ring gear
- 1.626" diameter pinion, 27-spline
- "O" axle only
- 12-bolt cover, 10-bolt gear
- 1968-70 Cutlass, 4-4-2



Part No.	Ratio	Teeth
<b>RIC49-0049-1</b>	3.42	41-12

### GM 8.875"

- Housing, oval cover 10-7/8", 12 holes
- 8.875" diameter ring gear
- 1.625" diameter pinion, 30-spline
- 1965-72 Chevrolet/Chevelle/Chevy II/El Camino, 1967-72 Camaro, 1970-72 GTO/Firebird/Nova



#### Installation Kit: **RIC83-1019-1**

Part No.	Ratio	Teeth	Part No.	Ratio	Teeth
<b>RIC49-0095-1†</b>	3.55	39-11	<b>RIC69-0304-1†</b>	4.10	41-10
<b>RIC49-0039-1†</b>	3.73	41-11	<b>RIC69-0031-1§</b>	4.10	41-10
<b>RIC49-0096-1§</b>	3.73	41-11			

† Fits 3.07 to 3.73 ratio carrier.

§ Fits 3.90 ratio and numerically higher carrier.

#### Installation Kits Include:

A	Cover Gasket
B	Ring Gear Bolts and Washers
C	Crush Sleeve
D	Marking Compound and Brush
E	Pinion and Carrier Bearings
F	Pinion Nut and Washer
G	Pinion Seal
H	Thread Locking Compound
I	Silicone Sealer
J	Pinion and Carrier Shims



### Gear Oils

Richmond petroleum gear oils are designed to provide maximum protection and performance under the most demanding conditions. GL-4 multi-purpose petroleum gear oil is formulated for use in transaxles and transmissions where specified. Will not harm brass, bronze, copper, and other soft metals used in synchronizers, bushings, and other components typically found in classic manual transmissions and transaxles; contains no friction modifiers. GL-5 high-performance petroleum gear oil is engineered for use in high-performance racing differentials and posi-traction units. Richmond gear oils are not compatible with synthetic oils or additives.



Part No.	Description
<b>RICRICHGL4</b>	GL4 80W90 Multi-Purpose Petroleum Gear Oil, One Quart
<b>RICRICHGL5</b>	GL5 80W90 High Performance Petroleum Gear Oil, One Quart



### Super T10 and Super T10 Plus 4-Speed Transmissions

The original performance transmission, born in the Muscle Car era of the 1960's and upgraded to handle modern high-torque engines, the Richmond Super T10 and Super T10 Plus transmissions can handle up to 375 lb.-ft. of torque, all in a lightweight 70-lb. (dry) package.

The robust side-lever rail-shift mechanism and four-speed countershaft helical gears provide smooth, consistent shifts. The Super T10 Plus adds upgraded brass race synchro assemblies and a billet front bearing retainer for the shifting smoothness and strength demanded by road racers. Both are available with multiple gear ratio options.



Super T10 Plus	Super T10	1st	2nd	3rd	4th	Rev.	Torque
RIC7021510	RIC1304000070	2.43	1.61	1.23	1.00	2.35	375 ft.lb.
RIC7021520	RIC1304000069	2.64	1.75	1.34	1.00	2.55	325 ft.lb.
-	RIC1304000072	2.88	1.91	1.33	1.00	2.78	300 ft.lb.

### Super Street 5-Speed with Overdrive

The Super Street 5-speed provides the ultimate blend of performance and economy. Low gear ratios in gears 1-4 ensure powerful acceleration, while a high 5th gear ratio yields a smooth and economical highway ride. Strong enough to handle up to 600 lb.-ft. of torque, it weighs in at only 106 lbs. (dry). A durable side-lever rail-shift mechanism and a lightened 1st gear result in easy, consistent shifts.



Part No.	1st	2nd	3rd	4th	5th	Torque
RIC7020526B	2.89	1.85	1.31	1.23	0.77	600 ft.lb.

### Spark Plug Wire Looms

Custom billet plug wire looms attach to lower valve cover bolts and keep wires routed to their proper terminations. Choose from several finishes, including: Polished (-P), Blue Anodized (-B), Chrome Plated (-C), Gold Anodized (-G), Black Anodized (-K), Red Anodized (-R), and Satin (-S). Add the proper suffix to the part number. Fits 7-9mm wires.

Part No.	Description
<b>Original Style</b>	
RMW1101	Small Block Chevy Except Centerbolt-Style Covers
RMW1120	Small Block Chevy With Center-Bolt Valve Covers
RMW1102	Big Block Chevy
RMW1103	Small Block Chrysler
RMW1104	Big Block Chrysler
RMW1108	Ford 429, 460
RMW1110	Pontiac
RMW1113	Olds, 1965-Up
<b>Vertical Style</b>	
RMW1102-90	Big Block Chevy





RING BROTHERS

### Hood Adjusters

Adjusters are machined from billet aluminum and will replace stock adjusters. Available in three finishes: natural, grey, and black, and two lengths. Sold in pairs.



Part No.	Description
<b>RIB99000-5700B</b>	Black Adjusters, 7/8" Long
<b>RIB99000-5700N</b>	Natural Adjusters, 7/8" Long
<b>RIB99000-5750N</b>	Natural Adjusters, 1-1/4" Long

### Universal Hood Pin Kit

#### RIB99000-5501N

Natural finished kit uses stainless steel ball lock pin for secure hood closure and easy-to-follow instructions.



### Stainless Door Striker Kits

Sold in pairs, the striker kits include hardware and are a direct replacement for the stock striker. GM strikers are designed around 1967-81 Camaro.



Part No.	Description
<b>RIB50656-2150</b>	1964.5-1966 Mustang
<b>RIB92000-2191N</b>	1967-81 Camaro, Natural Finish

### GM Clutch Reservoir

#### RIB99000-4501B

Machined from billet aluminum, reservoir replaces the stock GM plastic reservoir for hydraulic clutch. Available in black finish: Includes bracket and 5/16" nickel-plated hose barb fitting. Accepts 1/8" NPT to AN fitting. Black reservoir.



### Billet Hood Hinge Kits

Elaborate fixtures, highly specialized machining processes, and years of experience have helped Ring Brothers engineer these billet 6061-T6 aluminum hood hinge kits for popular muscle car applications. Available in two styles, solid and air frame for steel or fiberglass hoods. Direct replacements for original factory hood hinges. Available in natural or black anodized finish.

Part No.	Type	Hood	Finish
<b>1967-1969 Camaro</b>			
<b>RIB1031NS</b>	Solid Arm	Steel	Natural
<b>RIB1032NS</b>	Air Frame	Steel	Natural
<b>RIB1032BF</b>	Air Frame	Fiberglass	Black
<b>RIB1032BS</b>	Air Frame	Steel	Black
<b>1970-81 Camaro</b>			
<b>RIB1102NS</b>	Air Frame	Steel	Natural
<b>RIB1102NS</b>	Air Frame	Fiberglass	Natural
<b>1965-67 Chevelle</b>			
<b>RIB1031NS</b>	Solid Arm	Steel	Natural
<b>RIB1032NS</b>	Air Frame	Steel	Natural

Part No.	Type	Hood	Finish
<b>1968-72 Chevelle</b>			
<b>RIB1051NS</b>	Solid Arm	Steel	
<b>RIB1052NS</b>	Air Frame	Steel	Natural
<b>1955-56 Chevy</b>			
<b>RIB1082BS</b>	Air Frame	Steel	Black
<b>1965-66 Mustang</b>			
<b>RIB1011NS</b>	Solid Arm	Steel	Natural



RIB1032NS  
Air Frame



RIB1051NS  
Solid



**StreetGrip Suspension System for 1963-82 Corvettes**

**ART11535010**

From restorations to restomod/pro-touring cars, the Ridetech StreetGrip suspension system gives classic C2 and C3 Corvettes greatly improved handling and ride quality. For the rear, the kit includes lightweight composite leaf springs, spring mounting blocks, and self-lubricating Delrin bushings. The front suspension benefits from a heavy-duty larger diameter sway bar, dual-rate coil springs, and adjustable HQ Series monotube shocks. Kit includes all necessary hardware as well as Delrin control arm bushings for use with stock control arms.



**Complete Coil-Over Suspension System for 1963-68 Corvette**

**ART11520201**

Improve handling and ride quality with bolt-on ease. Complete coil-over system includes front and rear HQ series coil-over monotube shocks with springs, upper and lower StrongArm tubular A-arms, TruTurn steering components, front Musclebar sway bar, bolt-on 4 Link rear trailing arm, and all necessary installation hardware.



**Bolt-On 4-Link System for Gen. II GM F-Body**

**ART11177150**

Bolt-on 4-link system delivers a lowered ride height and smooth, effective handling to 1970-81 Chevy Camaro/Pontiac Firebird. Kit requires no welding or cutting and offers an easy installation. Complete system includes link bars with rubber bushings, powder-coated brackets, and necessary hardware.



**Note:** May be used with coil-over shock absorbers, if desired.

**Power Steering Box Reinforcement Bracket for 1963-82 Corvette**

**ART11539535**

This bolt-on bracket is designed to work with Borgeson power steering boxes to eliminate any flexing issues of the steering box.



**Dual Rate StreetGrip Lowering Springs for 1963-82 Corvette**

**ART11532350**

Dual rate (480/700) springs offer a softer rate for a more comfortable ride, transitioning to a stiffer rate for improved cornering. CNC cold-wound steel with a corrosion-resistant powder-coated finish.



**Air Suspension Components for 1965-72 Ford Galaxie 500**

Ridetech knows air suspension components, and these air spring/shock kits for the 1965-72 Ford Galaxie 500 are no exception. Designed for bolt-in installation and easy ride-height adjustability, they include rebound-adjustable monotube shocks and all needed mounting hardware. Air compressor system sold separately.



Part No.	Description
ART12302401	Shockwave HQ Series Air Spring/Shock Kit with Stud/T-Bar Mounting.
ART12304010	CoolRide HQ Series Rear Air Spring Kit with Air Springs, Shocks, Spring Cups, and Hardware.

**HQ-Series Rear Coil-Over Systems for 1963-72 Chevy C10**

**ART11336510**

HQ (handling quality) coil-over systems feature a monotube gas-pressure design with a large 1.834" piston and a 2-1/2" spring for outstanding ride quality with fade-free performance. The impact-forged aluminum body offers superior strength and has a corrosion-resistant anodized finish for long, reliable life. A 5/8" chrome shock shaft and double-sealed guide rod with dust cover provide smooth movement and eliminate oil leakage, while the 1/2" bore and 1" Kevlar-lined bearings offer noise-free operation. RideTech StrongArms required for proper installation.



**Universal Coil-Overs**

The ultimate in ride quality, handling, and performance. Anodized, monotube gas shocks offer fade-free performance, and double-sealed rod guides with dust covers eliminate leakage. Available as fixed valve or rebound single-adjustable units, all are CNC-machined and include 5/8" chrome shafts and 5/8" Kevlar-lined bearings. Two sets of inserts included to provide 1/2" and 5/8" mounting. Inserts fit in 1-1/4" wide coil-over mounts. Sold individually. Springs are not included.



Part No.	Description	Extended Length	Compressed Length
ART24149901	Non-Adjustable Coil-Over	14.225"	10.125"
ART24149901	Adjustable Coil-Over	14.225"	10.125"
ART24159901	Adjustable Coil-Over	16.425"	11.25"

### HQ Series Shocks for 1963-72 Chevy C10

HQ (handling quality) Monotube design with large piston, heavy-duty shaft, and impact forged, hard anodized body provides superior damping and responsiveness. Rebound adjustable. Available for stock and lowered ride height.



Part No.	Description
<b>ART22149841</b>	1963-1987 Chevy C10 2WD Front Coil Over System HQ Series Stock Height
<b>ART22139841</b>	1963-1987 Chevy C10 2WD HQ Series Front Shock Lowered Ride Height

### Tru Turn Steering Upgrade Package for 1967-69 Camaro/Firebird, 1968-74 Nova

#### ART11169525

The three major components that comprise this kit (steering arms, draglink bracket, and tie rod assemblies) are designed to upgrade the poor geometry design of the early Camaro/Firebird and Nova vehicles. The results of these modifications are outstanding. The redesigned steering arms correct bumpsteer and allow use of up to 10" wide wheels with 5-3/4" backspacing. The draglink bracket bolts onto the OEM draglink to relocate the inner tierod end to minimize bumpsteer. Finally the tie-rod assemblies allow bolt-on installation of the redesigned steering arms and draglink bracket. Must use Ridetech spindles.



### Universal Parallel Rear Suspension System

#### ART18988899

Four-link suspension is offered in parallel style. Similar in construction to the tri link with rubber bushings, heavy tubing, and laser cut brackets, but with the addition of a Panhard bar to position the rear axle side-to-side. Components include a durable, powder-coated finish. Welding required for installation.



### Universal Triangulated Rear Suspension System

#### ART18987999

The triangulated version four-link is a tubular version of the tried and true that GM has used since 1964. Highly adaptable to a wide variety of custom applications. Components feature a durable, powder-coated finish. Welding and basic fabrication skills are required for installation.



### Musclebar™ Front Sway Bar Kit for 1988-98 GM C1500

#### ART11379120

Improve control and handling, and minimize body roll! Easy-to-install spherical end links combined with precision CNC-bent 1.5" dia. tubing ensure proper fit. Delrin-lined frame-mount bushings



provide smooth, consistent movement compared to rubber and polyurethane. Exact bar rates are included with each bar, leaving nothing to guess.

### Coil-Over Suspension System for 1988-98 GM C1500 2WD

#### ART11370201

Improve handling and ride quality with bolt-on ease. Complete coil-over system includes front and rear HQ series coil-over monotube shocks with springs, upper and lower StrongArm tubular A-arms, heavy-duty drop spindles, front sway bar, rear wishbone, and all necessary installation hardware.



### Aluminum Gas Filler

Billet aluminum gas filler/cap assemblies are anodized (clear or black) with locking caps (2 keys) and all installation hardware. Direct fit on 1967-68 Camaro and 1962-67 Nova. Universal filler assemblies may be easily adapted to custom installations as well.



Part No.	Description
<b>ART81000033</b>	1967-68 Camaro Gas Filler, Black Anodized

### Coolcap Universal Gas Filler

#### ART84000000

Universal gas filler/cap assembly is made of polished stainless steel and may be mounted in bed floor or fender. Three-inch flange diameter and an O-ring seals the cap.



**StrongArm™ Tubular Control Arms for 1988-98 GM C1500**

**ART11371499**

Bolt-on tubular control arms make easy installation easy with included ball joints and bushings. Designed to provide proper camber adjustment without a stack of shims, StrongArm control arms are made of tough, precision-bent tubular steel and black powder coated for corrosion resistance. Lower control arms are available for use with CoolRide air springs or HQ-series coil-over shocks. Upper control arms can be used with either application. Sold in pairs.



Part No.	Description
<b>ART11371499</b>	Lower Control Arms for CoolRide Air Springs

**RidePro E5 Air Compressor Systems**



RidePro E5 air compressor systems are designed for easy installation and setup. Offered with 3-gallon or 5-gallon aluminum tanks, the 12V compressor and digital 4-corner gauge and controller allow easy ride height adjustments at the push of a button. System includes a full-color 3.5" TFT display for easy control, or enjoy remote operation with a smart phone using the RidePRO E5 app. 3-gallon systems are suitable for vehicles under 3,500 lbs., while 5-gallon systems are recommended for vehicles over 3,500 lbs. Included sensors constantly manage pressure; add ride-height sensors for the ultimate in control! Offered in pre-wired, platform-mounted systems, or with individual components.

Part No.	Description
<b>ART30400036</b>	Ride-Pro-HP Ride Height Sensor Upgrade Kit with 4 Sensors, Linkage, and Wiring Harnesses. Each.
<b>ART30518000</b>	RidePro E5 Control System with 3.5" TFT Screen, Control Module, Wiring Harness, and Hardware
<b>ART30514100</b>	RidePro E5 5-Gallon Air Compressor Kit, Dual Compressors, 1/4" Valves, Platform Mounted
<b>ART30514700</b>	RidePro E5 5-Gallon Air Compressor Kit, Dual Compressors, 3/8" Valves, Platform Mounted
<b>ART30534000</b>	RidePro E5 3-Gallon Air Compressor Kit, 1/4" Valves
<b>ART30534100</b>	RidePro E5 5-Gallon Air Compressor Kit, Dual Compressors, 1/4" Valves
<b>ART30534700</b>	RidePro E5 5-Gallon Air Compressor Kit, Dual Compressors, 3/8" Valves

**Wishbone Rear Suspension System for 1988-98 GM C1500**



Bolt-on wishbone rear suspension system replaces the stock leaf springs for dramatically improved handling and ride quality. System lowers the rear end while eliminating binding and noise, and allows extremely tight wheel and tire fitment. System includes lower bars, wishbone, crossmembers, mounting brackets, and installation hardware. Shocks not included. Available for 10-bolt or 14-bolt axles.

Part No.	Description
<b>ART11376510</b>	Wishbone Suspension System for 14-Bolt Axle
<b>ART11377199</b>	Wishbone Suspension System for 10-Bolt Axle

**2" Drop Spindles for 1988-98 GM C1500**

**ART11379300**

Heavy-duty spindles provide a 2" drop and are designed for use with stock HD (1.25" thick rotors) brakes.



**R-Joint Rod Ends**

Constructed with an RTX10 composite cage and a spring-loaded closure, R-Joint rod ends offer low-friction movement and quiet operation. With a full-range of articulation in three planes, they have 360° axial rotation and 30° of total lateral articulation. The self-cleaning design maintains smooth movement and resists water, dirt and debris. Available in a variety of common sizes.



Part No.	Description
<b>ART90002771</b>	R-Joint Rod End 3/4"-16 RH x 5/8" I.D.
<b>ART90002772</b>	R-Joint Rod End 3/4"-16 LH x 5/8" I.D.
<b>ART90002773</b>	Weld-On R-Joint, 5/8" I.D. x 1-3/4" Wide

**1970-81 GM F-Body**

**ART11170202**

Improve handling and ride quality with bolt-on ease. Complete coil-over system includes front and rear HQ series coil-over monotube shocks with springs, upper and lower StrongArm tubular A-arms, TruTurn steering components, front Musclebar sway bar, bolt-on 4 Link rear trailing arm, and all necessary installation hardware.





## Front Suspension Components for 1967-81 GM F-Body



From StrongArm™ tubular control arms to MuscleBar™ sway bar kits, Ridetech offers a full range of proven suspension components to improve handling and responsiveness. Featuring corrosion-resistant black powder-coated finishes and bolt-on installation, Ridetech suspension components are designed for excellent performance, on or off the track.

Part No.	Description
<a href="#">ART11162199</a>	StrongArm Front Lower Tubular Control Arms for 1967-69 GM F-Body/1968-74 GM X-Body
<a href="#">ART11169120</a>	MuscleBar Front 1-1/8" Sway Bar for 1967-69 GM F-Body/1968-74 GM X-Body
<a href="#">ART11167300</a>	Bolt-On Subframe Connectors
<a href="#">ART11172199</a>	StrongArm Front Lower Tubular Control Arms for 1970-81 GM F-Body
<a href="#">ART81001000</a>	Delrin/Aluminum Subframe Bushing Set for 1967-81 GM F-Body

## Suspension Upgrade Components for 1964-72 GM A-Body



Ridetech offers high-performance components to upgrade both front and rear suspension systems for improved handling on both the street and the track. Ridetech components feature a corrosion-resistant black powder-coated finish and bolt-on installation.

Part No.	Description
<a href="#">ART11222199</a>	StrongArm Front Lower Tubular Control Arms for 1964-72 GM A-Body
<a href="#">ART11249120</a>	MuscleBar Front 1-3/8" Sway Bar for 1968-72 GM A-Body
<a href="#">ART11237299</a>	Adjustable Tubular Trailing Arm Brace for 1964-67 GM A-Body
<a href="#">ART11247299</a>	Adjustable Tubular Trailing Arm Brace for 1968-72 GM A-Body

## Suspension Upgrade Components for Chevy C10 Pick-Ups



High-performance control arms and sway bars improve handling on the street and on the track. Ridetech components feature a corrosion-resistant black powder-coated finish and bolt-on installation.

Part No.	Description
<a href="#">ART11342199</a>	StrongArm Front Lower Tubular Control Arms for 1963-70 GM C10/C15/C1500 Trucks/SUVs
<a href="#">ART11352199</a>	StrongArm Front Lower Tubular Control Arms for 1971-91 GM C10/C15/C1500 Trucks/SUVs

## Air Ride System Airline 1/4" Inflation Valve

[ART31957005](#)



## Air Line Cutter

[ART90001081](#)

No more jagged cuts.



## Airline Fittings

Description	1/4" Line Size	3/8" Line Size
1/8" NPT Female Straight	<a href="#">ART31952150</a>	—
1/4" NPT Male Straight	<a href="#">ART31954000</a>	<a href="#">ART31956000</a>
1/4" NPT Male Swivel Elbow	<a href="#">ART31954201</a>	<a href="#">ART31956201</a>
Straight Splice	<a href="#">ART31954300</a>	—
Tee Fitting	<a href="#">ART31954400</a>	—



## GM Front Disc Brake Conversion Kits

Available in standard and Show 'N' Go versions, complete packages include: 11" vented rotors, forged spindles, "loaded" calipers,



brackets, bearings, seals, dust caps, backing plates, flex-hoses and clips, steering arm bolts, master cylinder combination valve, valve bracket, brake switch and pigtail, and all hardware. The Show 'N' Go option adds 11" zinc-plated, drilled and slotted rotors, black powder-coated calipers, and stainless steel brake hoses.

Part No.	Description
<b>RSDAFXWK02C</b>	1967-69 Camaro/Firebird, 1968-74 Nova, Stock Height Master
<b>RSDFSC55WKC</b>	1955-64 Full-Size Chevy, Stock Height Master, GM A/F/X-Body
<b>RSDAFXWK14</b>	1964-74 GM A/F/X-Body "At the Wheel" Kit w/ 10.5" Rotors, for Factory 14" Wheels
<b>RSDAFXWK01CS</b>	1964-72 A-Body Chevelle-El Camino, Show 'N' Go
<b>RSDAFXDC02C</b>	1967-69 Camaro/Firebird, with 11" Booster, Stock Height Master
<b>RSDAFXDC03C</b>	1962-67 GM X-Body, with 9" Booster, Stock Height Master
<b>RSDAFXDC06C</b>	1967-72 GM A-Body, with 11" Booster, Stock Height Master
<b>RSDFSC65DCC</b>	1965-68 Chevy Full Size, with 9" Booster, Stock Height Master

## 1967-69 Camaro Front Mini Kits

Mini kits consist of spindles, caliper brackets, and backing plates, and may be used for restoration and for conversion of drum brake cars to single-disc GM calipers.



Part No.	Description
<b>RSDAFXMD</b>	1967-69 Camaro, Standard Height Spindles
<b>RSDAFXMD4</b>	1967-69 Camaro, 2" Drop Spindles

## Mopar Front Disc Brake Conversion Kits



The Mopar front conversion package, in non-power and power versions, includes 11" vented rotors (5 x 4.5"), standard forged spindles, New "loaded" single-piston calipers with organic brake pads, caliper brackets, bearings, seals, dust caps, backing plates, flex-hoses and clips, steering arm bolts, and all hardware. The power disc kit includes an 8" power brake master cylinder assembly and an adjustable brake valve to complete the system. Use with 15" and larger wheels.

Part No.	Description
<b>RSDMDC62WKC</b>	1962-67 B/E Body, Disc Brake Conversion Kit
<b>RSDMDC62DC</b>	1962-67 B/E Body, Power Disc Brake Conversion Kit
<b>RSDMDC62SD</b>	1962-74 B/E Body, Disc Brake Conversion Kit

## 4-Wheel GM Stock Height Conversion Kits


The kit includes 11" front rotors, forged spindles, Timken bearings, front calipers, caliper brackets, dust caps, castle nuts & pins, washers, grease seals, spindle gaskets, organic pads, backing plates, flex hoses & clips, pedal rod extension, banjo bolts & copper washers, steering arm bolts, master cylinder, 9" brake booster, combination valve, valve bracket/hardware, brake switch pigtail, 11" rear rotors, rear calipers, rear bracket spacers, e-brake cables, and weld-on hose brackets.



Part No.	Description
<b>RSDAFXDC41C</b>	1964-72 Skylark, Chevelle, Eledorado, Malibu, Monte Carlo, Cutlass, GTO, LeMans Non Standard Shocks
<b>RSDFSC654DCC</b>	1965-68 Chevrolet Bel Air, Biscayne, Impala
<b>RSDAFXDC42C</b>	1967 Chevrolet Camaro/Pontiac Firebird
<b>RSDAFXDC45C</b>	1968-69 Chevrolet/Pontiac Firebird, 1968 Chevy II, 1969-74 Nova
<b>RSDAFXDC45CSX</b>	1968-69 Chevrolet/Pontiac Firebird, 1968 Chevy II, 1969-74 Nova, w/ Chrome Master Cylinder and Black Calipers
<b>RSDFSC554DCC</b>	1955-57 Chevrolet Bel Air/Impala
<b>RSDFSC65WKD</b>	1965-68 Chevrolet Bel Air/Impala

## GM Rear Disc Brake Conversion Kit

The kits include 11" rotors, new, "loaded" calipers, brackets, spacers, backing plates, hardware, flex hoses, weld-on hose brackets, and emergency brake cables. Use with 15" and larger wheels.



Part No.	Description
<b>RSDAFXRD01</b>	GM A/F/X-Body 10/12 Bolt, Non-Staggered Shocks, with E-Brake
<b>RSDAFXRDM1</b>	GM A/F/X-Body 10/12 Bolt, Non-Staggered Shocks, without E-Brake
<b>RSDAFXRD05</b>	GM A/F/X-Body 10/12, Staggered Shocks, with E-Brake
<b>RSDAFXRDM5</b>	GM A/F/X-Body 10/12 Bolt, Staggered Shocks without E-Brake
<b>RSDAFXRD78</b>	1978-88 G-Body, 1982-92 F-Body, 10 Bolt without Staggered Shocks
<b>RSDFSCR001</b>	1955-64 Full-Size Chevy, Non C-Clip 10/12 Bolt
<b>RSDAFXDS01</b>	1964-72 A-Body, with E-Brake
<b>RSDAFXDS78</b>	1978-88 G-Body, 1982-87 Camaro /Firebird 10 Bolt, 1990-92 Camaro/Firebird, and 1982-92 10 Bolt S10
<b>RSDAFXRD01S</b>	1962-79 X-Body 1967 GM F-Body, 1965-73 GM A-Body, Non-Staggered Shocks, Black Calipers
<b>RSDAFXRD01Z</b>	1962-79 X-Body 1967 GM F-Body, 1965-73 GM A-Body, Non-Staggered Shocks, Black Calipers
<b>RSDAFXRD78Z</b>	1978-81 A-Body, 1982-92 F-Body, 1978-88 G-Body, With E-Brake, Drilled/Slotted Rotors, Red Calipers
<b>RSDAFXRDM78</b>	1982-92 F Body, 1978-88 G-Body. No E-Brake. 10/12 Bolt w/ Larger Ford Bearing.

## Mopar Rear Disc Brake Conversion Kit

### RSDMDCRD01

Fits Dana 60 and 8-3/4" axle bearing flanges on most 1962-72 Mopars. Kit includes 11-1/4" rotors, new, "loaded" calipers, brackets, spacers, emergency brake cables, flex hoses, weld-on brackets, and all hardware. Use with 15" and larger wheels.



## GM Brake Line Kits

Pre-bent and flexible braided brake lines make restoring or upgrading the braking systems of older vehicles faster and easier. Part numbers ending with "S" indicate stainless steel.



Part No.	Description
<b>Pre-Bent Hard Lines</b>	
RSDFIN7801	Power Disc Front to Rear Brake Line, Steel, for 1977-81 GM F-Body
RSDFIN7801S	Power Disc Front to Rear Brake Line, Stainless Steel, for 1977-81 GM F-Body
RSDFRA6902	Rear Axle Brake Line Kit for 1969 Camaro with Multi-Leaf Suspension, Steel

## Master Cylinder Kit for 1964-72 GM A-Body

### RSDG0571

Kit includes OEM style master cylinder with a 1" bore and valving for front disc/rear drum brakes. Bracket and proportioning valve included.



## Chrome GM Brake Boosters/Master Cylinder Combos

Combos feature master cylinders with dual integral reservoirs, and include proportioning valves, brackets, and installation hardware. Chrome finish.



Part No.	Applications	Dia.	Diaphragm	M.C. Bore
RSDJ85315171	Universal	8"	Single	1-1/8"
RSDJ86810572	1967-72 GM Full-Size Truck/SUV - Disc/Disc	8"	Single	1"
RSDJ86810971	1967-72 GM Full-Size Truck/SUV - Disc/Drum	8"	Single	1-1/8"
RSDJ96810572	TBA	TBA"	Single	TBA
RSDJ96810971	TBA	TBA"	Single	TBA

\* Includes low-rise booster bracket.

## Ford 9" Rear Disc Brake Conversion Kits

The kits include 11-1/4" rotors, new loaded calipers, brackets, spacers, hardware, flex hoses, and weld-on hose brackets.



Part No.	Description
RSDZDCRD01	Large Bearing without Staggered Shocks
RSDZDCRD02	Small Bearing without Staggered Shocks
RSDZDCRD01	Large Bearing with Staggered Shocks, without E-Brake
RSDZDCDS05	Ford 9" Rear Disc Conversion Large Bearing w/ Staggered Shocks, w/ 4-Lug Drilled Slotted Rotors
RSDZDCRD03	Ford 8.8" Rear Disc Conversion, Requires 5 Lug Axles

## 1968-69 Camaro Brake Cable Set

### RSDRSBCF02

Set includes front, center, and two rear parking brake cables, olive green center pull, two center to rear silver connectors, three parking brake black clips, 12-ft. silver hook, and two jam nuts.



## New Dual Master Cylinders

1-1/8" diameter new master cylinder has a gray toned cast iron finish with two ports. The cover and cover bail wire are both zinc plated. Use DOT 3, 4, or 5 fluid.



Part No.	Description
RSDDBMC01	Disc/Drum, Single Bail, Dual Reservoir, Short Pocket
RSDDBMC09	Disc/Drum, Dual Bail, Dual Reservoir, Deep Pocket
RSDDBMC11	Disc/Drum, Dual Bail, Dual Reservoir, With Bleeders, Licensed GM Restoration Product

## New Chrome Slimline Dual Master Cylinders

New chrome dual master cylinder boasts a slim line body with smooth rounded and reflective edges. The oval shaped chrome cover is fastened with screws. Use DOT 3, 4, or 5 fluid.



Part No.	Description
RSDDBMC51C	Disc/Drum, 1-1/8" Dia., Deep Pockets
RSDDBMC56C	Disc/Disc, 1" Dia., Deep Pockets

## Proportioning/Distribution Valves

Part No.	Description
RSDPV01	Proportioning Valve, Adjustable
RSDPV05	1967-69 Camaro, Distribution Block
RSDPV71	Proportioning Valve, 2-Wheel Disc Brakes
RSDPV71B	Proportioning Valve, 2-Wheel Disc Brakes, Black
RSDPV72	Proportioning Valve, 4-Wheel Disc Brakes
RSDPV72B	Proportioning Valve, 4-Wheel Disc Brakes, Black
RSDPV72C	Proportioning Valve, 4-Wheel Disc Brakes, Chrome
RSDPVK71BLK	Proportioning Valve Kit, 2-Wheel Disc Brakes, Black
RSDPVK72	Proportioning Valve Kit, 4-Wheel Disc Brakes
RSDPVK72BLK	Proportioning Valve Kit, 4-Wheel Disc Brakes, Black



## Brake Boosters

Part No.	Description
<b>RSDRPB1001</b>	11" Delco Style Booster with Stamp
<b>RSDRPB1003</b>	11" Delco Style Booster without Stamp
<b>RSDRPB7537C</b>	7" GM Dual Diaphragm Booster, Chrome



## Electric Vacuum Pump Kit

### RSDVPO1

Pump will activate at 14 in./hg and turn off at 20 in./hg. Kit includes shockproof mounts, hose, vacuum switch, relay, and wiring.



## Stainless Steel Gravel Guard

### RSDGGS316S-20

Flexible convoluted stainless steel guard fits over exposed brake lines to protect them from gravel and other road debris. 3/16" I.D. x 20 ft.



## Ford Mustang Disc Brake Conversion Kits

The kits include 11" rotors, new calipers, brackets, spacers, hardware, flex hoses, and weld-on hose brackets.



Part No.	Description
<b>RSDZDC6405</b>	1964-66 Mustang Power Front Disc Brake Kit
<b>RSDZWK6455S</b>	1964-73 Mustang "At-the-Wheel" Front/Rear Kit for Small Ford 9" or 8" Rear End, Drilled/Slotted Rotors, Black Calipers

## GM Master Cylinder Kits

Available with valving for disc/drum or disc/disc configurations, these master cylinders feature an integrated reservoir and either an OE-style cover or screw-on style cover. A proportioning valve is included to fine-tune front/rear balance.



Part No.	Description
<b>RSDB1871</b>	1962-68 GM X-Body w/ OE-Style Cover, Disc/Drum
<b>RSDB1872</b>	1962-68 GM X-Body w/ OE-Style Cover, Disc/Drum, Disc/Disc
<b>RSDB5671</b>	1962-68 GM X-Body w/Screw-On Cover, Disc/Drum
<b>RSDB5672</b>	1962-68 GM X-Body w/Screw-On Cover, Disc/Disc

## Brake Booster Brackets for 1967-72 GM Full-Size Trucks and SUVs

Firewall-mounted brake booster brackets are made of black powder-coated steel and feature an adjustable pedal extension rod. Available in two different heights.



Part No.	Description
<b>RSDBBK067</b>	High-Rise Brake Booster Bracket
<b>RSDBBK068</b>	Low-Rise Brake Booster Bracket

## Drum Backing Plates for GM 10-/12-Bolt Axles


Black painted steel drum backing plates are 9-3/4" in diameter and feature a 2-1/2" center hole. For 1964-72 GM A-/X-Body cars and 1967-69 F-Body.



Part No.	Description
<b>RSDDBBP81L</b>	Left-Side Drum Backing Plate
<b>RSDDBBP81R</b>	Right-Side Drum Backing Plate

## Brake Booster/Master Cylinder Combos

Combos feature master cylinders with dual integral reservoirs, and include proportioning valves, brackets, and installation hardware. Zinc-plated finish.



Part No.	Applications	Dia.	Diaphragm	M.C. Bore
<b>RSDG10060171</b>	1971-81 GM F-Body	11"	Single	1-1/8"
<b>RSDG10060572</b>	1971-81 GM F-Body	11"	Single	1"
<b>RSDG10070171</b>	1971-81 GM F-Body	11"	Single	1"
<b>RSDG16720572</b>	1967-70 GM B-Body	11"	Single	1"
<b>RSDG16720971</b>	1967-70 GM B-Body	11"	Single	1-1/4"
<b>RSDG16820572</b>	1967-70 GM B-Body	11"	Single	1"
<b>RSDG16820971 *</b>	1967-72 GM Full-Size Truck/SUV	11"	Dual	1-1/8"
<b>RSDG800110</b>	1970-76 Mopar A-Body	8"	Dual	1-1/16"
<b>RSDG86810572</b>	1967-72 GM Full-Size Truck/SUV	8"	Dual	1"
<b>RSDG86810971</b>	1967-72 GM Full-Size Truck/SUV	8"	Dual	1-1/8"
<b>RSDG91020971</b>	1964-72 A-/X-Body, 1967-69 GM F-Body	9"	Single	1-1/8"
<b>RSDG91210572</b>	1964-72 A-/X-Body, 1967-69 GM F-Body	9"	Single	1"
<b>RSDG91210971</b>	1964-72 A-/X-Body, 1967-69 GM F-Body	9"	Single	1"
<b>RSDG94210572</b>	1955-70 Chevy Impala/Bel Air	9"	Single	1"
<b>RSDG96720572</b>	1967-72 GM Full-Size Truck/SUV - Disc/Disc	9"	Dual - Slimline	1"
<b>RSDG96720971</b>	1967-72 GM Full-Size Truck/SUV - Disc/Drum	9"	Dual - Slimline	1-1/4"
<b>RSDG96810572 *</b>	1967-72 GM Full-Size Truck/SUV - Disc/Disc	9"	Single	1"
<b>RSDG96810971 *</b>	1967-72 GM Full-Size Truck/SUV - Disc/Drum	9"	Single	1-1/4"
<b>RSDG96820572 *</b>	1967-72 GM Full-Size Truck/SUV - Disc/Disc	9"	Single - Slimline	1"
<b>RSDG96820971 *</b>	1967-72 GM Full-Size Truck/SUV - Disc/Drum	9"	Single - Slimline	1"

\* Includes low-rise booster bracket.



### HPS™ – High-Performance Street Motor Oil

Royal Purple HPS Series motor oil is specifically formulated to maximize performance and meet the demands of high performance and modified engines. HPS is recommended for vehicles no longer under manufacturer warranty and for those seeking a higher level of performance and protection. This unique blend enables HPS to outperform leading synthetics and conventional lubricants for both gasoline and diesel engines. Royal Purple's HPS is fortified with a high level of zinc/phosphorus anti-wear additive. For vehicles under warranty, Royal Purple recommends its API-licensed oils. Not API certified.



Description	1-qt. Bottle	Case of (6) 1-qt. Bottles
5W-20	ROY31520	ROY36520
5W-30	ROY31530	ROY36530
10W-30	ROY31130	ROY36130
10W-40	—	ROY36140
20W-50	ROY31250	ROY36250

### Synthetic Motor Oil

One of the Best synthetics available for original equipment. Specially formulated SAE grades are suitable for everything from general transportation to budget-minded racing. A long-life oil, it keeps engines cleaner for better gas mileage and reduced oil consumption. One-quart container, unless specified. API certified.



Description	1-qt. Bottle	Case of (6) 1-qt. Bottles	5-qt. Jug	Case of (3) 5-qt. Jugs
30W	ROY01030	ROY06030	—	—
40W	ROY01040	ROY06040	—	—
50W	ROY01050	ROY06050	—	—
0W-20	ROY01020	ROY06020	ROY51020	ROY53020
0W-40	ROY11484	ROY06484	—	—
5W-20	ROY01520	ROY06520	ROY51520	ROY53520
5W-30	ROY01530	ROY06530	ROY51530	ROY53530
5W-40	ROY01540	ROY06540	—	—
10W-30	ROY01130	ROY06130	ROY51130	ROY53130
20W-50	ROY31250	ROY36250	—	—

### Engine Break-In Oil

Because anti-scuff additives have been removed from modern motor oils, Royal Purple has developed a new break-in formula to protect flat tappet engines from severe damage. Fortified with zinc and phosphorous additives, this break-in oil will prevent premature wear on cams and lifters. Sold in one-quart bottles or a case. Not API certified.



1-qt. Bottle	Case of (6) 1-qt. Bottles
ROY11487	ROY06487

### Max ATF Transmission Fluid

Replaces GM Dexron Type III or Ford Mercon applications. Non-foaming fluid withstands extreme heat, has long-life characteristics and is extremely stable at high temperatures. Experience unbelievably smooth shifts due to the lower friction of Max ATF. Sold in one-quart bottles or a case.



1-qt. Bottle	Case of (6) 1-qt. Bottles
ROY01320	ROY06320

### HMX™ – High Mileage Motor Oil

Royal Purple HMX is specifically formulated with robust zinc/phosphorus anti-wear additives and Royal Purple's proprietary additive technology Synerlec to minimize wear and restore lost engine performance. HMX is chemically enhanced to revitalize hardened seals reducing oil consumption common in higher mileage engines. Stout detergents remove engine deposits and maintain cleanliness promoting engine longevity.



Description	1-qt. Bottle	Case of (6) 1-qt. Bottles	5-Qt. Jug	Case of (3) 5-qt. Jugs
5W-20 HMX	ROY17511	ROY67511	ROY17518	ROY37518
5W-30 HMX	ROY11744	ROY11745	ROY11748	ROY11749
10W-30 HMX	ROY11746	ROY11747	ROY11750	ROY11751

### Max-EZ Power Steering Fluid

Max-EZ is a consistent high-performance power steering fluid that resists high temperatures and pressures that develop in power steering units. Non-foaming, Max-EZ actually reduces temperatures and increases pump life. Sold in 12-oz. bottles or a case.



12-oz. Bottle	Case of (12) 12-oz. Bottles
ROY01326	ROY12326

### Max-Tuff

Max-Tuff is an ultra-tough synthetic lubricant. It's designed for engine builds and repairs, specifically crankshaft, camshaft, and rod bearing assembly. Max-Tuff utilizes unique synthetic molecules that adhere to metal surfaces to create a formidable, load-bearing physical barrier between surfaces. This minimizes the metal-to-metal contact and wear in boundary lubrication conditions, and provides excellent protection against rust and corrosion of both ferrous and nonferrous metals.



8-oz. Bottle	Case of (12) 8-oz. Bottles
ROY01335	ROY12335



### Manual Transmission Fluid Synchromax™

Synochromax™ is recommended for manual transmissions that require an automatic transmission fluid or motor oil. Improves shift quality over a wide temperature range and reduces gear noise. Sold in one-quart bottles or a case.

<b>1-qt. Bottle</b>	<b>Case of (6) 1-qt. Bottles</b>
<b>ROY01512</b>	<b>ROY06512</b>



### Max-Gear Gear Oil

The ideal high-performance gear oil, Max-Gear has an impact absorbing, non-shearing molecular structure to reduce internal friction and resultant heat and wear. Sold in one-quart bottles or a case.

<b>Description</b>	<b>1-qt. Bottle</b>	<b>Case of (6) 1-qt. Bottles</b>
75W-90	<b>ROY01300</b>	<b>ROY06300</b>
75W-140	<b>ROY01301</b>	<b>ROY06301</b>



### Purple Ice Radiator Super Coolant

Purple Ice reduces the surface tension of the coolant so it can penetrate the porous metal surfaces in vital heat transfer areas of the radiator. An exclusive ingredient, Molybdate, provides a protective coating for aluminum parts, preventing corrosion and erosion. Ideal for use where glycol (anti-freeze) is not used. Sold in 16-oz. bottles or as a case.

<b>16-oz. Bottle</b>	<b>Case of (12) 16-oz. Bottles</b>
<b>ROY01600</b>	<b>ROY12600</b>



### Maxfilm®

Maxfilm is a high film strength, multipurpose, synthetic lubricant/penetrant that excels in a wide array of applications. Maxfilm deeply penetrates, cleans, and loosens rusted parts. Once applied, its solvent carrier evaporates and leaves a tenacious thixotropic lubricating film on all metal surfaces, providing long-lasting protection against wear, rust, and corrosion. Sold in 11-oz. aerosol cans.

<b>11-oz. Can</b>	<b>Case of (12) 11-oz. Cans</b>
<b>ROY05000</b>	<b>ROY15000</b>



### Max-Boost™ Octane Booster and Fuel System Stabilizer

Max-Boost is a high-performance octane booster and fuel treatment for racing applications that increases gasoline octane, reduces emissions, and enhances engine performance while stabilizing fuel. Max-Boost delivers the best octane enhancement to help eliminate engine damaging detonation, pre-ignition, and pinging or knocking from low-octane gasoline. Raises octane rating up to 30 points or 3 numbers. One can of Max-Boost treats up to 25 gallons of gasoline. Max-Boost is a racing formula and is not street legal.

<b>16-oz. Bottle</b>	<b>Case of (6) 16-oz. Bottles</b>
<b>ROY11757</b>	<b>ROY06757</b>



### Max-Tane™ Diesel Fuel Injection Cleaner

Max-Tane is for year-round use in all types of light, medium, and heavy-duty diesel engines, and is compatible with any type or grade of diesel fuel, including #1 diesel and #2 diesel, biodiesel, and ultra-low-sulfur diesel (ULSD). 5 ounces treats 25 gallons.

<b>20-oz. Can</b>	<b>Case of (6) 20-oz. Cans</b>
<b>ROY11755</b>	<b>ROY06755</b>



### Max-Clean™ Fuel System Cleaner and Stabilizer

Max-Clean is a state-of-the-art synthetic fuel system clean that deeply penetrates and cleans injectors, carburetors, intake valves and combustion chambers to restore fuel economy and reduce emissions. Recommended treat rate and usage: add 6 oz. to 20 gallons of fuel every 3,000 miles, or add a 20-oz. can to 20 gallons of fuel every 10,000 miles.

<b>20-oz. Can</b>	<b>Case of (6) 20-oz. Cans</b>
<b>ROY11722</b>	<b>ROY11723</b>





## Endura™ Finish Hose Ends

Endura gives aluminum hose ends the appearance of polished stainless steel. Unique tapered design eases assembly and the ends are completely reusable. Russell Endura ends are interchangeable with those from other manufacturers.

Part No.	AN Size
<b>Straight</b>	
RUS610021	-6
RUS610031	-8
<b>45°</b>	
RUS610091	-6
<b>90°</b>	
RUS610161	-6
RUS610171	-8
<b>120°</b>	
RUS610221	-6



## Endura Flare to Pipe Straight Adapters

Part No.	AN Size	Pipe Size
RUS660411	-3	1/8" NPT
RUS660421	-4	1/8" NPT
RUS660431	-4	1/4" NPT
RUS660441	-6	1/4" NPT
RUS660461	-6	3/8" NPT
RUS670151	-6	1/2" NPT
RUS660481	-8	3/8" NPT
RUS660491	-8	1/2" NPT



## Endura Flare to Pipe Adapter

45° Part No.	90° Part No.	AN Size	Pipe Size
RUS660931	RUS660791	-3	1/8" NPT
-	RUS660801	-4	1/8" NPT
-	RUS660821	-6	1/4" NPT
-	RUS660831	-6	1/8" NPT
RUS662391	RUS660841	-6	3/8" NPT



## Endura Carb/ Fuel Pump Adapters

Part No.	Description
RUS640331	-6AN for Ford, Chrysler and Early Chevy Fuel Pumps with 1/2"-20 Inverted Flare Threads
RUS640381	-6AN for 1970 and Later Chevy Fuel Pumps and Inline Filters with 5/8"-18 Inverted Flare Threads
RUS640201	-6AN for Holley Single Feed 600-660 Series, Dual Feed 4010-4011 Series, All Two-Barrel Series and Demon with 9/16"-24 Threads
RUS640241	-6AN for Edelbrock Thunder Series, Performer Series and Carter AFB Carburetors with 5/8"-20 Threads

RUS640381



## Proflex Stainless Steel Braided Hose

Chlorinated polyethylene synthetic rubber liner is surrounded by a heat-resistant nylon inner braid and a stainless steel outer braid for maximum resistance to abrasion and corrosion. We offer Proflex in pre-packaged rolls of 3-, 6-, 10-, 15-, and 20-foot lengths in -4, -6, and -8AN sizes.



3 Ft.	6 Ft.	10 Ft.	15 Ft.	20 Ft.	AN Size
<b>Proflex Pre-Packaged Rolls</b>					
-	RUS632010	-	-	-	-4
RUS632050	RUS632060	RUS632070	RUS632080	RUS632090	-6
RUS632100	RUS632110	RUS632120	RUS632130	RUS632140	-8

## Speed Bleeder Bag

### RUS639500

EPA-approved, 7" x 7" bag with plastic tubing and a tube connector holds approximately 12 ounces and makes brake bleeding a no-spill, no-mess operation.



## Speed Bleeder

The easy way to bleed hydraulic brake and clutch systems. The Speed Bleeder has a spring-loaded, one-way check valve to allow old fluid to pass while preventing incoming air.


Length	Thread	Part No.
1.25"	7/16"-20	RUS639510
1"	1/4"-28	RUS639540
35mm	10mm x 1.0	RUS639560
34mm	7mm x 1.0	RUS639570
30mm	10mm x 1.5mm	RUS639580
1"	3/8"-24	RUS639590
33mm	10mm x 1.25	RUS639610
33mm	10mm x 1.0	RUS639630





### Pre-Assembled, Direct Bolt-On Brake Hose Kits

Direct bolt-on brake hoses bring the ultimate in braking performance. They improve pedal feel and consistency for competition or everyday driving. Replacing the O.E. rubber hoses with Russell brake hoses reduces brake hose expansion for more consistent braking. Featuring stainless steel braided hose with zinc-plated fittings, these brake hoses are factory assembled for convenient installation. They meet the guidelines of the U.S. Dept. of Transportation MVSS-571.106 requirements.



Year and Model	Brake Hose Part No.	Front	Rear	Hoses Per Kit	Speed Bleeders		
					Front	Rear	
<b>Chevrolet</b>							
1969-76 Camaro (Except 1969 Z/28)	<a href="#">RUS692080</a>	Disc	Drum	3	<a href="#">RUS639530</a>	<a href="#">RUS639530</a>	
1984-88 Camaro	<a href="#">RUS692050</a>	Disc	Drum	3	<a href="#">RUS639580</a>	—	
1984-88 Camaro	<a href="#">RUS692360</a>	Disc	Disc	4	<a href="#">RUS639580</a>	—	
1989-92 Camaro	<a href="#">RUS692050</a>	Disc	Drum	3	<a href="#">RUS639580</a>	—	
1989-92 Camaro	<a href="#">RUS692370</a>	Disc	Disc	5	<a href="#">RUS639580</a>	<a href="#">RUS639560</a>	
1969-72 Chevelle	<a href="#">RUS692080</a>	Disc	Drum	3	<a href="#">RUS639590</a>	<a href="#">RUS639530</a>	
1963-82 Corvette	<a href="#">RUS692000</a>	Disc	Disc	4	<a href="#">RUS639530</a>	<a href="#">RUS639530</a>	
1988-92 Corvette (Including 1990-92 ZR-1)	—	Disc	Disc	4	<a href="#">RUS639630</a>	<a href="#">RUS639630</a>	
1997-04 Corvette C5 (Including Z06)	—	Disc	Disc	4	<a href="#">RUS639630</a>	<a href="#">RUS639630</a>	
1970-72 Monte Carlo	<a href="#">RUS692080</a>	Disc	Drum	3	<a href="#">RUS639590</a>	<a href="#">RUS639530</a>	
1979-88 Monte Carlo	<a href="#">RUS692100</a>	Disc	Drum	3	<a href="#">RUS639580</a>	<a href="#">RUS639520</a>	
1969-72 Nova	<a href="#">RUS692080</a>	Disc	Drum	3	<a href="#">RUS639590</a>	<a href="#">RUS639530</a>	
<b>Pontiac</b>							
1969-76 Firebird/Trans Am	<a href="#">RUS692080</a>	Disc	Drum	3	<a href="#">RUS639590</a>	<a href="#">RUS639530</a>	
1984-88 Firebird/Trans Am	<a href="#">RUS692050</a>	Disc	Drum	3	<a href="#">RUS639580</a>	<a href="#">RUS639520</a>	
1984-88 Firebird/Trans Am	<a href="#">RUS692360</a>	Disc	Disc	4	—	—	
1989-92 Firebird/Trans Am	<a href="#">RUS692050</a>	Disc	Drum	3	<a href="#">RUS639580</a>	—	
1979-81 Grand Am	<a href="#">RUS692100</a>	Disc	Drum	3	—	—	
1979-87 Grand Prix	<a href="#">RUS692100</a>	Disc	Drum	3	<a href="#">RUS639580</a>	<a href="#">RUS639520</a>	
1969-72 GTO	<a href="#">RUS692080</a>	Disc	Drum	3	<a href="#">RUS639590</a>	<a href="#">RUS639530</a>	



Russell Performance offers an array of AN fittings and braided hose for applications from stripped to street to show! Choose from the traditional blue/red, nickel-plated, black/silver, or black anodized fittings and combine with Russell braided hose to get that custom plumbing look.







## S-A Design Books

We are showing just a sampling of what S-A DESIGN has to offer. Many more titles are available. Give us a call.



Part No.	Title
<b>Automotive Performance Books</b>	
SABSA26	How to Rebuild the SB Chevy
SABSA57	How to Build Max Performance SB Chevy on a Budget
SABSA86	How to Build High Performance Chevy LS1/LS6 V8s
SABSA102	How to Rebuild the Small Block Ford
SABSA113	How to Rebuild & Modify Quadrajet Carburetors
SABSA116	Rebuilding the Small Block Chevy: Step-by-Step Videobook
SABSA117	How to Paint Your Car on a Budget
SABSA123	Real World High-Performance Turbocharger Systems
SABSA135	Engine Management: Advanced Tuning
SABSA140	GM Automatic Overdrive Transmission Builder's and Swapper's Guide
SABSA147	How to Rebuild GM LS-Series Engines
SABSA156	How to Swap GM LS-Series Engines into Almost Anything
SABSA160	Automotive Wiring and Electrical Systems
SABSA161	Designing and Tuning High-Performance Fuel Injection Systems
SABSA166	Automotive Bodywork & Rust Repair
SABSA170	High-Performance Differentials, Axles, & Drivelines
SABSA183	How To Build Max-Performance Ford FE Engines
SABSA204	Performance Automotive Engine Math
SABSA215	David Vizard's How to Port Cylinder Heads
SABSA216	How to Tune & Modify Holley Carburetors
SABSA227	How to Rebuild and Modify Ford C4/C6 Transmissions
SABSA371	Muscle Car Brake Upgrades: How to Design, Select, and Install
SABSA411	How to Swap GM LT-Series Engines into Almost Anything
SABSA420	How to Paint Muscle Cars & Show Cars Like a Pro
SABSA429	How to Rebuild and Modify Chrysler Slant Six Engines
SABSA447	Patina: How to Create & Preserve
SABSA456	How to Build Killer Chevy Small-Block Engines
SABSA458	How to Repair Automotive Air-Conditioning & Heating Systems
SABSA460	How to Restore Your Chevy Truck: 1947-1955
SABSA462	High-Performance Automotive Cooling Systems
SABSA472	Ford Inline Six: How to Rebuild and Modify
SABSA475	How to Install Automotive Interior Kits
SABSA477	How to Build Affordable Hot Rods
SABSA501	Chevrolet Trucks 1955-1959: How to Build and Modify
SABSA502	Oldsmobile V-8 Engines 1964-1990: How to Rebuild
SABSA504	AMC V-8 Engines 1966-1991: How to Rebuild & Modify
SABSA507	How to Build Max-Performance Ford 429/460 Engines

Part No.	Title
<b>Automotive Performance Books</b>	
SABSA248	How to Restore C3 Corvette: 1968-1982
SABSA251	Modern Engine Blueprinting Techniques
SABSA255	How to Use & Upgrade to GM LS Series Powertrain
SABSA278	How to Build & Modify Muncie 4-Speed Transmission
SABSA279	Ford AOD Transmission: Rebuild and Modify
SABSA310	GM Differentials: How to Rebuild the 10 and 12 Bolt
SABSA313	Media Blasting and Metal Preparation
SABSA326	GM Turbo Trans How to Rebuild And Modify
SABSA327	1966-70 Mopar B-Body Restoration
SABSA330	How to Build Holley Carburetors
SABSA345	Automotive Wiring and Electrical Systems Vol. 2
SABSA379	How to Build Ford Flathead Engines
SABSA393	Automotive Upholstery and Interior Restoration
SABSA379	How to Build Ford Flathead Engines

Part No.	Title
<b>Histories and Personalities Books</b>	
SABCT558	1970-74 Barracuda and Challenger Guide
SABCT569	Kar-Kraft Fords Specialty Vehicle Activity
SABCT581	1970 Plymouth Road Runner: Muscle Car in Detail
SABCT589	1969 Ford Mustang Mach 1: Muscle Cars in Detail
SABCT608	Chevrolets of the 1950's
SABCT618	1964-67 The Definitive Pontiac GTO Guide
SABCT620	COPO Chevrolets Ultimate Muscle Cars
SABCT595	The American Speed Shop: Birth and Evolution of Hot Rodding
SABCT644	Lost Muscle Car Dealerships
SABCT650	Carroll Shelby: A Collection of My Favorite Racing Photos
SABCT663	Bullitt: The Cars and People Behind Steve McQueen
SABCT667	Oldsmobile W-Powered Muscle Cars
SABCT669	Muscle Cars in Detail No. 12 1969 Chevrolet Chevelle SS 396
SABCT670S	Hemi Under Glass: Bob Riggles and His Wheel-Standing Mopars
SABCT681	1966 Pontiac GTO: Muscle Cars in Detail No. 13



## Seat Belts and Anchor Plate Kits

Advanced, CAD-engineered seat belt system built with quality components. Perfect for street rods or older street machines not originally equipped with seat belts. Available in several colors, with standard or airplane-style buckle. Choose 2-point, 2-point retractable, or 3-point retractable styles. Limited lifetime warranty.



STBSTBS3RSBK




Standard Airplane Style

Part No.	Description
<b>Accessories</b>	
STBSTBSBHP	Seat Belt Anchor
STBSTBSBHPA	Angled Anchor Bracket



## Pro Copper Gaskets

Tired of changing header gaskets? Try SCE Pro-Copper Gaskets and never change them again. Pro Copper Gaskets offer unparalleled protection from leakage



Part No.	Description
<b>SCE4011</b>	Small Block Chevy, Round Port Exhaust Gaskets
<b>SCE4211</b>	Small Block Chevy, Square Port 1.4" x 1.4" Exhaust Gaskets
<b>SCE4611</b>	Small Block Chevy LT-1, "D" Port Exhaust Gaskets
<b>SCE4013</b>	Big Block Chevy, 1-7/8" Round Port Exhaust Gaskets
<b>SCE4113</b>	Big Block Chevy, Stock Square Port Exhaust Gaskets
<b>SCE4213</b>	Big Block Chevy, Round Port 2.4" Exhaust Gaskets
<b>SCE4036</b>	Small Block Ford 289-351W Including GT-40 Exhaust Gaskets
<b>SCE4034</b>	Ford FE 352-428, Exhaust Gaskets

Part No.	Description
<b>SCE4035</b>	Ford 429-460 Oval Port Exhaust Gaskets
<b>SCE4064</b>	Big Block Chrysler, 1.7" x 1.475" Exhaust Gaskets
<b>SCE4164</b>	Big Block Chrysler 383-440, Stock Port Exhaust Gaskets
<b>SCE4128</b>	Pontiac 326-455, "D" Port Exhaust Gaskets
<b>SCE4250</b>	2-1/2" Collector Gasket
<b>SCE4300</b>	3" Collector Gasket
<b>SCE4350</b>	3-1/2" Collector Gasket



## Street Rod Headers

Sanderson builds headers just for street rods! No matter what engine is being used, the chances are that Sanderson has a header to fit. Headers are 16-gauge tubing with a virtually leak-proof, 3/8" thick mating flange. We only stock the headers listed, but don't hesitate to call for a particular application. We'll be happy to order it.



Description	Primary Dia.	Collector Dia.	Standard Part No.	Coated Part No.
SB Chevy, Block Hugger	1-1/2"	2-1/2"	-	<b>SANCC1C</b>
SB Chevy, D-Port ZZ4/Fastburn	1-5/8"	3"	<b>SANCC1DP-P</b>	-



## Shaved-40 Shaved Door Kit

### SPASHAVED-40



Door kit has it all for those looking to upgrade the look of a vehicle. The 40- pound solenoids will open virtually any door on the market today. Seven-channel receiver can also be used to control up to seven vehicle functions remotely. Kit includes seven-channel receiver, two remote transmitters, two solenoids with 40 pounds of pull, and hardware.

## Power Door Replacement Solenoid

### SPASIL40K

Solenoid has over 40 pounds of force and a small mounting size, making it perfect for early street rods with small doors, antique vehicles, and many more. Sold individually.



## DP-3 Door Popper

### SPADP-3

The DP-3 door popper features aluminum and stainless steel construction and is designed for a flush or surface mounting. The tips of the poppers can be cut down to give the exact push required. Sold individually.





## Fan Harness Kits

Designed to safely integrate with OEM wiring, kits feature a waterproof 10/50-amp relay and printed markings on wires to ease installation. Kits include: fan relay harness, fan pigtail, fuse holder, thermal switch, 3/8" to 1/2" adapter, 30-amp fuse, yellow butt connector, yellow ring connector, and blue ring connector.




Part No	Description
<b>SPA185FH</b>	SPA185-TS Thermal Switch (Fan On 185°F, Off 165°F)
<b>SPA195FH</b>	SPA195-TS Thermal Switch (Fan On 195°F, Off 175°F)
<b>Thermal Switches</b>	
<b>SPA185-TS</b>	Thermal Switch, Fan On 185°F, Off 165°F
<b>SPA185-2TS</b>	2-Wire Thermal Switch, Fan On 185°F, Off 165°F
<b>SPA195-TS</b>	Thermal Switch, Fan On 195°F, Off 175°F

## Fan Pigtail with Metri-Pack 280 Connector

### SPAFR-PT15300027

The SPAL fan pigtail is for use with the SPA30102113 (Extreme Performance 16") and SPA30102130 (High-Performance Dual 12") fans.



## Fan Relay Harnesses

The SPAL fan relay wiring kits are a must-have when installing an electric fan. Safely integrates with OEM wiring.



Part No.	Description
<b>SPAFRH</b>	Fan Relay Harness Safely Integrates with OEM Wiring
<b>SPAFR-PT-HO</b>	Fan Jumper Harness For SPA30102800, SPA3010320, SPA30102803

## Fan Pigtail with AMP Connector

### SPAFR-PT

The SPAL fan pigtail is our standard pigtail and features an AMP connector. It is for use with the majority of our fan line.



## Cooling Fans

Recognized worldwide, SPAL fans are among the finest performance fans available. Mounting brackets included.



Curved Style

Part No.	Diameter	Blade Style	CFM	Overall Diameter	Depth
<b>SPA30103009</b>	4" Pusher	Paddle	124	4.29"	2.36"
<b>SPA30103011</b>	5.2" Puller	Paddle	313	5.51"	2.36"
<b>SPA30103013</b>	5.2" Pusher	Paddle	313	5.51"	2.36"
<b>SPA30100393</b>	7.5" Pusher	Straight	437	8.27"	2.05"
<b>SPA30102061</b>	9" Puller	Paddle	826	9.74"	3.76"
<b>SPA30102053</b>	9" Pusher	Paddle	767	9.74"	3.76"
<b>SPA30100392</b>	9" Puller	Straight	590	9.72"	2.05"
<b>SPA30100452</b>	9" Puller	Curved	708	9.72"	1.1"
<b>SPA30100381</b>	9" Pusher	Straight	590	9.72"	2.05"
<b>SPA30100435</b>	10" Puller	Curved	802	11.16"	2.01"
<b>SPA30100360</b>	10" Puller	Straight	749	11.20"	2.05"
<b>SPA30102057</b>	10" Puller	Paddle	1115	10.94"	3.75"
<b>SPA30102058</b>	10" Pusher	Paddle	1115	10.94"	3.75"
<b>SPA30100374</b>	10" Pusher	Straight	649	11.20"	2.05"
<b>SPA30100320</b>	10.5" Puller	Curved	7.97	11.16"	2.01"
<b>SPA30102040</b>	11" Pusher	Paddle	1363	12.36"	3.70"
<b>SPA30100365</b>	11" Pusher	Straight	808	12.20"	2.05"
<b>SPA30102800</b>	11" Puller	Curved	1604	11.70"	4.39"
<b>SPA30100411</b>	11" Puller	Curved	844	12.20"	2.05"
<b>SPA30101500</b>	11" Puller	Straight	962	12.20"	2.48"
<b>SPA30100364</b>	11" Puller	Straight	808	12.20"	2.05"
<b>SPA30101502</b>	11" Pusher	Straight	962	12.20"	2.48"
<b>SPA30102052</b>	Dual 11" Puller	Paddle	2780	23.46"	4.25"
<b>SPA30102025</b>	12" Pusher	Paddle	1640	13.03"	3.76"
<b>SPA30100375</b>	12" Puller	Straight	861	13.19"	2.05"
<b>SPA30101522</b>	12" Puller	Curved	1328	13.23"	2.48"
<b>SPA30100467</b>	12" Puller	Curved	909	13.23"	2.05"
<b>SPA30102029</b>	12" Puller	Curved	1328	13.03"	3.43"
<b>SPA30100384</b>	12" Pusher	Straight	861	13.19"	2.05"
<b>SPA30102030</b>	12" Pusher	Curved	1360	13.03"	3.43"
<b>SPA30101504</b>	12" Puller	Straight	1227	13.23"	2.48"
<b>SPA30101505</b>	12" Pusher	Straight	1227	13.23"	2.48"
<b>SPA30102130*</b>	Dual 12" Puller	Curved	3168	25.83"	4.02"
<b>SPA30101507</b>	13" Puller	Straight	1220	14.17"	2.48"
<b>SPA30101508</b>	13" Pusher	Straight	1250	14.17"	2.48"
<b>SPA30100399</b>	13" Pusher	Curved	1032	14.17"	2.05"
<b>SPA30102044</b>	13" Puller	Curved	1777	14.17"	3.45"
<b>SPA30100398</b>	13" Puller	Straight	1032	14.17"	2.05"
<b>SPA30100382</b>	14" Pusher	Curved	1038	15.04"	2.05"
<b>SPA30101509</b>	14" Puller	Straight	1274	15.04"	2.48"
<b>SPA30101510</b>	14" Pusher	Straight	1274	15.04"	2.48"
<b>SPA30100385</b>	14" Puller	Straight	1038	15.04"	2.05"
<b>SPA30102042</b>	14" Puller	Curved	1652	15.04"	3.47"
<b>SPA30102056</b>	14" Pusher	Curved	1840	15.04"	3.47"
<b>SPA30102041</b>	14" Puller	Straight	1623	15.04"	3.47"
<b>SPA30100401</b>	16" Pusher	Straight	1298	16.30"	2.05"
<b>SPA30102803</b>	16" Puller	Curved	1953	15.70"	4.41"
<b>SPA30102047</b>	16" Pusher	Straight	2030	16.30"	3.47"
<b>SPA30102048</b>	16" Pusher	Curved	1959	16.30"	3.47"
<b>SPA30102082</b>	16" Pusher	Paddle	1876	15.71"	3.74"
<b>SPA30101516</b>	16" Puller	Straight	1604	16.30"	2.48"
<b>SPA30101517</b>	16" Pusher	Straight	1604	16.30"	2.48"
<b>SPA30102113*</b>	16" Puller	Curved	2467	16.30"	3.65"

\* Use Spal Pigtail SPAFR-PT15300027.

## Electric Fan Accessories

Part No.	Description
<b>SPA30130013</b>	Fan Mounting Rod with Cushion
<b>SPA30130032</b>	Fan Mounting Bracket, 1.13" Raised
<b>SPA30130033</b>	Fan Mounting Bracket, 2.31" Raised



SPA30130032

## Hi-Tech Engine Enamel

Heat-resistant, fast-drying, gas/oil-resistant engine paint matches original factory color. Sold each.

Part No.	Description
SEYEN-42	Universal Black, 12-oz. Aerosol
SEYEN-43	Ford Gray, 12-oz. Aerosol
SEYEN-44	Ford/Chrysler Red, 12-oz. Aerosol
SEYEN-46	Ford Blue, 12-oz. Aerosol
SEYEN-48	Chevy Orange, 12-oz. Aerosol
SEYEN-50	Universal Gold, 12-oz. Aerosol
SEYEN-56	Ford/Mustang Blue, 12-oz. Aerosol
SEYEN-59	General Motors Red, 12-oz. Aerosol
SEYEN-63	Chrysler Blue, 12-oz. Aerosol
SEYEN-67	General Motors Blue, 12-oz. Aerosol
SEYEN-70	Clear Gloss, 12-oz. Aerosol
SEYEN-71	Dull Aluminum, 12-oz. Aerosol
SEYEN-76	Hemi Orange, 12-oz. Aerosol



## Hot Spot High Heat Paint

Heat-resistant paint designed to withstand temperatures up to 1200°F. Creates a porcelain-like bond at high temperatures. Resists peeling, loss of adhesion, and blistering. Sold each.

Part No.	Description
SEY16-1202	White, 12-oz. Aerosol
SEY16-1203	Black, 12-oz. Aerosol
SEY16-2668	Cast Iron Gray, 12-oz. Aerosol



## PBE Professional Trim Paint

### SEY20-1678

This flat black acrylic lacquer is formulated using an acrylic resin that resists fading from ultraviolet light and degradation from chemicals. A heavy coat applied over enamel may cause lifting. Several light coats produce a better finish than one heavy coat. 12-oz. aerosol. Sold each.



## PBE Self-Etching Primer

### SEY20-1682

Specially formulated to chemically etch bare metal and aluminum in one easy step. Easily wiped down with mineral spirits or isopropyl. 16-oz. aerosol. Sold each.



## Rubberized Undercoating

### SEY20-046

A paintable black undercoating that forms a rubberized skin to protect metal surfaces and reduce road noise. Dries fast and does not bleed through when topcoated. 18-oz. aerosol. Sold each.



## Rust Converter

### SEY16-45

Formulated to penetrate rust and turn it into a protective black coating, this converter and primer can be applied to any iron or steel surface. The protective coating will resist moisture and prevent any further rust from occurring. Compatible with most top coats. 12-oz. aerosol. Sold each.



## Hi-Tech Primers

Fast drying, phenolic resin primer provides maximum rust protection and finishing top coat adhesion. Can be used with lacquer, enamel, and acrylic paints. Sold each.

Part No.	Description
SEY16-805	White, 12-oz. Aerosol
SEY16-828	Black, 12-oz. Aerosol
SEY16-831	Light Gray, 12-oz. Aerosol



## Tool Crib<sup>®</sup>

### Toolmaker's Layout Ink Remover

#### SEY620-1559

A special formulation of solvents that delivers quick and easy removal of layout ink. Can also be used as a lacquer remover, degreaser, and metal parts cleaner. 16-oz. aerosol. Sold each.



### Tool Crib<sup>®</sup> Brake Cleaner

#### SEY620-1548

This fast-drying cleaner removes dust and grease from brake parts and other metal objects, contains no chlorinated solvents and is VOC compliant. 15-oz. aerosol. Sold each.



### Tool Crib<sup>®</sup> Cleaner and Degreaser

#### SEY620-1568

Heavy-duty cleaner quickly removes grease, oil, strips wax, and cleans without leaving a residue. It is environmentally formulated and does not contain caustic acids or chlorinated solvents. Safe to use on most surfaces. 15-oz. aerosol. Sold each.





## Standard Oil Coolers

Standard, air-cooled oil cooler is the most flexible high-performance oil cooler on the market. Setrab offers three different series with many types of height/width applications. All Setrab coolers feature an in-line turbulator to gently stir the fluid being cooled, Setrab air fin, fully brazed construction, and proline mounting brackets. All oil coolers are equipped with special M22 low-profile female fittings. AN fittings sold separately.

Part No.	Oil Cooler Size	Typical Application	HP Engine	Dimensions
<b>SET50-113-7612</b>	Series 1, 13 Row, M22	Diff/Gb/Ps/Vs Cooler	N/A	8.25 x 6.325 x 4 x 2.5
<b>SET50-119-7612</b>	Series 1, 19 Row, M22	Diff/Gb/Sm Eng	100-150	8.25 x 6.325 x 5.75 x 2.5
<b>SET50-610-7612</b>	Series 6, 10 Row, M22	Diff/Gb/Compact Eng	90-130	13 x 11.125 x 3 x 2.5
<b>SET50-613-7612</b>	Series 6, 13 Row, M22	Diff/Gb/Sm Street Eng	170-200	13 x 11.125 x 4 x 2.5
<b>SET50-616-7612</b>	Series 6, 16 Row, M22	Diff/Gb/Mid Street Eng	190-220	13 x 11.125 x 4.375 x 2.5
<b>SET50-619-7612</b>	Series 6, 19 Row, M22	Diff/Gb/Sm Perf. Eng	220-310	13 x 11.125 x 5.375 x 2.5
<b>SET50-625-7612</b>	Series 6, 25 Row, M22	Diff/Gb/Hi Perf Eng	325-425	13 x 11.125 x 7.5 x 2.5
<b>SET50-634-7612</b>	Series 6, 34 Row, M22	Hgh Perf Eng	400-475	13 x 11.125 x 10.250 x 2.5
<b>SET50-915-7612</b>	Series 9, 15 Row, M22	Diff/Gb/Sm Hi Perf Eng	220-310	16 x 14.125 x 4.5 x 2.5
<b>SET50-920-7612</b>	Series 9, 20 Row, M22	Diff/Gb/Hi Perf Eng	300-400	16 x 14.125 x 6 x 2.5

## Fanpacks

Setrab fanpacks combine the already high-performing oil cooler with high-volume, low-profile fans with unparalleled performance, versatility, and ease of installation.

### Oil Cooler Fanpack

#### **SETFP119M22I**

This lightweight compact performer features a Setrab Series 1, 19-row oil cooler and a low-profile SPAL fan. Perfect for use as a low-HP engine oil cooler, high-HP auxiliary EOC, ATV/motorcycle EOC, differential OC, trans OC, power steering OC, and fuel cooler. Dimensions 8.27" x 6.10" x 4.38". Weighs only 3.55 pounds.



### Two-Pass Oil System Fanpack

#### **SETFP920M22I**

This two-pass Setrab Proline 9-series, 20-row oil cooler and a 342 CFM SPAL fan is designed for stock car racing for use in differential and transmission oil cooling at the most demanding race tracks. Dimensions: 16" x 6.35" x 4.38". Weighs only 7.55 pounds.



### Sprint Seat

Affordable, entry-level competition seat designed for the weekend racer, combining safety, styling, and value. The lightweight shell is fitted with a rigid, tubular steel frame and a fire-retardant, no-slip cover. The seat offers openings for five-point and six-point harnesses. Meets FIA standards.



SC0008235NR

Part No.	Description
<b>SC0008234LNR</b>	X-Large, Black Cloth
<b>SC0008235NR</b>	Standard Large, Black Cloth
<b>SC0008235NRSKY</b>	Standard Large, Black Vinyl

### R100 Seat

New entry level STEEL model seat features re-designed bolsters, new padding for improved comfort and modern styling with reclining back. Tubular steel construction with bottom mounting. Seat comes with adjuster.

Part No.	Description
<b>SC0009014NRNR</b>	Black/Black
<b>SC0009014NRGR</b>	Black/Gray



SC0008235NRSKY



### Medium Size QRT Evo Seat

#### SC0008007RNR

Updated with the new ultra-light QRT shell that is 7 pounds lighter than the previous version, the QRT Evo series of seats have been redesigned with a reduced shoulder bolster dimension for installation into tighter cockpits, and raised shoulder harness belt openings to fit taller drivers comfortably. The QRT Evo series also features the most back angle rake of all Sparco seats for a very comfortable driving position. FIA-approved, the Evo are Hans device compatible, and feature fire-retardant, non-slip fabric.



### Side Mount Seat Brackets



Part No.	Description
SC0004902	Steel, Black (per seat)
SC0600W	Aluminum, Black (per seat)

### Grid Q Seat

#### SC0008009RNR

Designed to provide the ultimate lateral support, racing ergonomics, and safety, the Grid Q features removable Velcro-attached padding that allows for ventilation channels. Deep side bolsters and supportive shoulder bolsters provide excellent lateral support, while removable side cushions and larger harness slots add an extra level of adjustment for drivers of all sizes. Built with the ultra-light fiberglass QRT shell for a 30% weight savings, the Grid Q is Hans device compatible, and uses non-slip, fire-retardant fabric.



### Seat Track Set

#### SC000493

This sliding track set allows any bottom-mounted seat to slide forward and back. Can be used with 400 or 500 series direct-fit seat bases. Sold per seat.



### Seat Hardware Kit

#### SC050001

This kit contains all nuts, bolts, and washers to mount any seat to any track or base. Sold per seat.



### Stage 2 Boost Cooler for Forced Induction Applications

#### SN020010

Suited to fuel-injected or carbureted forced induction applications, Stage 2 methanol-water injection kit uses boost pressure to progressively inject water-methanol into the engine, providing an improvement in horsepower and torque over a wide range of RPM. Cooler intake charge combines to offer increased performance and detonation suppression. Kit is sold complete with Ultra-High-Output pump, three-quart reservoir, digital variable controller, nozzles, and necessary hardware.



### Gasoline Boost Cooler

#### SN0310

This water-methanol injection kit is applicable to any forced induction or traditional EFI engine. System features an LCD display screen and on-the-fly adjustability, making it easy to set up right from the driver's seat. Kit includes Ultra-High-Output pump, three-quart reservoir, digital variable mapping controller, nozzles, and necessary hardware. Offered in universal or application specific kits.



### Solenoid Upgrade

#### SN040060

Shut-off style solenoid is required when mounting the injection nozzle lower than the reservoir or when the reservoir is rear-mounted, to prevent gravity flowing. Solenoid is also used to prevent siphoning when the injection nozzle is mounted, after the throttle body and is exposed to vacuum.



### Low Level Indicator

#### SN040035

Provides notice when the reservoir is running low on fluid. Simple to install and wire in any reservoir.



### Dual Nozzle Upgrade

#### SN040040

Kit allows adding another nozzle to any Boost Cooler kit, often required when more volume than a single nozzle can provide, or when dual plenum/throttle body/carburetor set-ups are employed. Includes tee junction, quick connect fittings, nozzle holder, and hose.



### 2.5-Gallon Reservoir Upgrade

#### SN040014

Still fairly small in size, 2.5-gallon tank provides much more range than standard 3-qt. units. Tank is 13" long x 9-1/2" high x 7-1/2" wide and is sold complete with mounting straps, 15' of tubing and required fittings. Includes a solenoid upgrade (SN040060) which should be used with any application that uses a rear-mounted reservoir.



### Hyper-Sonic Water-Methanol Injection Nozzle

Constructed with 100% methanol-resistant nickel plating, the patented Hyper-Sonic design spins the fluid to supersonic levels before forcing it through two venturi orifices to create the Hyper-Sonic micron droplet mist that has become the industry leader in water-methanol technology. Removeable 80-micron filter. 1/8" NPT threads.

Part No.	Description
SNON0100	1.0 GPH
SNON0150	1.5 GPH
SNON0350	3.5 GPH
SNON0400	4.0 GPH
SNON0600	6.0 GPH
SNON1400	14.0 GPH



## Specialty Products COMPANY

### HEI Distributors

Designed to make the conversion from breaker point ignition to high-energy ignition as painless as possible! Built with the same great quality and performance as the ready-to-run distributors from Specialty Products, HEI distributors feature fully adjustable mechanical advance and a reliable high-output 4-pin HEI module.

Application	Cap Color	
	Black	Red
Corvette 327 1962-68 (5.3L), 350 1973-75 (5.7L)	—	SPC3081R
Chevy SB/BB w/OEM Cap 262 1975-76, 283 1957-6, 327 1962-69, 350 1967-93, 396 1965-70, 427 1966-69, 454 1970-96	SPC3099BK	—
Chevy SB/BB w/Super Cap 262 1975-76, 283 1957-67, 327 1962-69, 350 1967-93, 396 1965-70, 427 1966-69, 454 1970-96	SPC3100BK	—
Ford SB 221 1962-63 (3.6L), 260 1962-65 (4.3L), 289 1963-68 (4.7L), 302 1968-95 (5.0L)	SPC3101BK	SPC3101R
Ford SB 351 Windsor V8 1969-91 (5.8L)	SPC3102BK	SPC3102R
Ford FE 352 1958-66 (5.8L), 390 1961-71 (6.4L), 406 1962-63 (6.6L), 410 1966-67 (6.7L), 427 1963-68 (7.0L) FE 428 1966-70 (7.0L)	SPC3109BK	SPC3109R
SB/BB Pontiac 301 1977-81 (4.9L), 326 1963-67 (5.3L), 389 1959-66 (6.4L), 421 1961-66 (6.9L) SB/BB Pontiac 428 1967-69 (7.0L), 455 1970-76 (7.5L)	—	SPC3104R
SB/BB Oldsmobile 260 1975-82 (4.3L), 330 1964-67 (5.4L), 455 1968-73 (5.4L), 455 1968-76 (7.5L)	—	SPC3105R



## Chrome Valve Covers

Brightly plated, stamped steel covers add a touch of brilliance without breaking the bank. Choose from short or tall, baffled or unbaffled covers for just about any modern V8. We've also listed all related valve cover accessories needed for a complete installation.



SPC8331

Part No.	Description
SPC7549	AMC 290-401
SPC8196	SB Chevy, Short, Baffled
SPC8195	SB Chevy, Tall, Baffled
SPC8333	BB Chevy, Short, Baffled
SPC8238	BB Chevy, Tall, Baffled
SPC8331	SB Ford, Baffled, 260-351W
SPC8542	Ford 429-460, Baffled
SPC8332	Ford 351C, 351M-400 Cleveland, Baffled
SPC8330	SB Mopar 273-360 Baffled
SPC8547	BB Mopar 383-440, Baffled
SPC7525	Pontiac 301-455, Tall
SPC8544	Olds 330-455, Baffled

## Chrome Valve Cover Accessories



SPC7199

SPC7482-0

SPC7282

SPC7526

Part No.	Description
SPC7199*	Push-In Breather
SPC7275*	Mopar Style Push-In Breather
SPC7271	Twist In Breather
SPC7198	Push In Washable Breather, Tall, 2-1/2"
SPC7192	Push In Washable Breather, Short, 1-3/4"
SPC7204	Push In Breather Grommet/Plug
SPC7205	PCV Grommet
SPC7206	Baffled Breather Grommet
SPC7482-0	Oil Hole Plug, Chrome Top
SPC7282	Chrome T-Bar Wing Nuts 4-1/4" Tall
SPC7281	Chrome T-Bar Wing Nuts 5" Tall
SPC7409	Chrome Spreader Bars, Long Style
SPC7526	Chrome Mini Style Spreader Bars
SPC7270	Chrome Breather Cap, Use with Oil Filler Tube
SPC7394	Chevy Chrome Oil Filler Tube
SPC7484	SB Chevy Steel Core Valve Cover Gaskets

\* Requires use of SPC7204 grommet.

## Chrome Water Necks

Part No.	Description
SPC7285-0	1964-78 Pontiac, V8 with O-Ring
SPC7287-0	1955-65 Chevy, 45° Angle with O-Ring
SPC7288-0	1966-75 Chevy, 45° Angle with O-Ring



SPC7288-0

## Chrome Air Cleaners

Part No.	Description
SPC7512A	6" Dia. 2-3/8" Tall
SPC4300	14" Dia. 3" Tall with Recessed Base
SPC4302	14" Dia. 3" Tall with Flat Base
SPC7276	Velocity Stack



SPC7276



SPC7442

## Chrome Oil Pans

SPC offers chrome-plated oil pans for a variety of modern V8s, many of which are hard to find anywhere else.

Part No.	Description
SPC7442	Early Small Block Chevy, Drivers Side Dipstick
SPC7443	1979-85 Small Block Chevy, Pass. Side Dipstick
SPC7441	1986-Up Small Block Chevy, 1-Pc. Rear Seal
SPC7444	Big Block Chevy Oil Pan
SPC7447	Small Block Mopar 360
SPC7445	Small Block Ford, Front Sump
SPC7450	Big Block Ford FE 352-428
SPC7452	Ford 351W
SPC7454	Ford 351C

## Chrome Dipsticks and Tube Assemblies

Part No.	Description
<b>Engine</b>	
SPC7171	Small Block Chevy
SPC7170	Big Block Chevy
<b>Transmission</b>	
SPC7401	GM 350-400, 23-1/2" Long
SPC7402	GM 350-400, 33-1/2" Long
SPC7403	Powerglide, 22-3/4" Long



SPC7401

## Chrome Transmission Pans

Part No.	Description
SPC7491	GM TH350
SPC7493	GM TH400
SPC7602	GM Powerglide
SPC7601	Ford C-6
SPC7600	Ford C-4



SPC7491

## Chrome Alternator Brackets

Part No.	Description
SPC6071	1965-68 SB Chevy Short W/P
SPC6073	1976-86 SB Chevy Long W/P
SPC6072	1969-75 SB Chevy Long W/P
SPC6074	1969-86 BB Chevy Long W/P



SPC6073

## Miscellaneous Chrome Parts



SPC6057

SPC6060

Part No.	Description
SPC6057	Throttle Return Spring Bracket
SPC7607	GM 350/400 Turbo Flywheel Cover
SPC7125	Rear End Cover GM 10-Bolt
SPC7126	Rear End Cover GM 12-Bolt
SPC7546	Rear End Cover, 1982-Up Camaro/Firebird, Monza
SPC7128	Rear End Cover, Dana 60
SPC7221	Timing Cover for Big Block Chevy
SPC7122	Timing Cover for Small Block Chevy
SPC7268	Timing Tab for Small Block Chevy 7", Balancer
SPC7197	Timing Tab for Small Block Chevy 8", Balancer
SPC7265	Timing Tab for Big Block Chevy
SPC6060	Coil Cover with Bracket
SPC6061	OE Coil Bracket for Small Block Chevy
SPC7122X	Timing Chain Cover for Small Block Chevy
SPC7396	Chrome Oil Filter Cover
SPC7627	Distributor Hold-Down Clamp Chevy V6/V8
SPC9123	Water Pump Fitting, 1/2"NPT, Long Style for 3/4" I.D. Hose
SPC9126	Intake Fitting 1/2"NPT Short for 5/8" Hose
SPC7396	Chrome Oil Filter Cover



## Wheel Center Caps

Premium center caps provide a clean, finished look to wheels.



Part No.	Description
SPC4035	Chrysler Road Wheel

## Universal Stainless Steel Radiator Hose Kits

Stainless steel radiator hose kits help dress engine compartments and provide a premium, high-tech look. Kits include (1) 1-5/8" O.D. stainless steel hose, (2) 1-5/8" I.D. rubber hose sleeve adapters, (2) 1-1/4" I.D. and (2) 1-1/2" I.D. rubber reducers, and (8) hose clamps. Kits are also available with (2) aluminum end cap covers. Available in 12", 24", and 48" length kits (48" kits include doubled quantities of adapters, reducers, clamps, and end cap covers). Available in natural stainless finish with or without polished aluminum end cap covers, or in black stainless finish with black anodized aluminum end cap covers.



SPC6354

Part No.	Description	Length
<b>Natural stainless hose - polished end cap covers</b>		
SPC7352	Stainless radiator hose kit - no end cap covers	24"
SPC7353	Stainless radiator hose kit - no end cap covers	36"
SPC7354	Stainless radiator hose kit - no end cap covers	48" *
<b>Black finished stainless hose - black anodized end cap covers</b>		
SPC6452	Stainless radiator hose kit - no end cap covers	24"
SPC6453	Stainless radiator hose kit - no end cap covers	36"
SPC6454	Stainless radiator hose kit - no end cap covers	48" *

\* 48" kits include doubled quantities of end caps, adaptors, reducers and clamps.

## Universal Stainless Steel Heater Hose Kits

Finish off your engine compartment right with stainless steel heater hoses! Each kit includes (2) 44" long stainless steel 3/4" O.D. heater hoses, (4) 3/4" I.D. rubber hose sleeve adapters, (4) 5/8" I.D. rubber reducers, and (8) hose clamps. Kits are also available with (4) matching aluminum end cap covers. Available in natural stainless finish with or without polished aluminum end cap covers, or in black stainless finish with black anodized aluminum end cap covers.



Part No.	Description
SPC6455	44" Length Heater Hose Kit with Black Aluminum End Caps
SPC7355	44" Length Heater Hose Kit without Polished End Caps



## Vacuum Reservoir Tank

Ensure sufficient vacuum for power brake systems with an external vacuum reservoir tank. Available in chrome-plated or black finished steel, these compact tanks provide extra vacuum capacity, and include a check valve and all necessary mounting hardware.



Part No.	Description
SPC9971	Chrome Steel Check Valve and All Mounting Hardware Included
SPC9971BK	Black Steel Check Valve and All Mounting Hardware Included

## Air Cleaner Kit

Using a stamped steel base and top (when applicable), this 14" diameter, 3" tall kit with a 5-1/8" carb flange is an ideal accessory to improve performance and "dress-up" any engine compartment. Blue cotton filter media.



Part	Base	Top	Filter	Color
SPC4309BL	Drop	Solid	Blue Cotton	Blue
SPC4390BL	Flat	Solid	Blue Cotton	Black
SPC4391BL	Drop	Flow-Through Top	Blue Cotton	Black
SPC4392BL	Drop	Flow-Through Top	Blue Cotton - High Lip	Black

## Round Air Cleaner Assembly

Black painted steel raised based assembly with a 5-1/8" carb flange and flat top.



Part No.	Description
SPC4355BK	6-1/2" Round, 2-1/2" Tall Paper Element
SPC4360BK	10" Round, 2" Tall Paper Element

## Aluminum Differential Cover

Natural finish. Includes hardware.



Part No.	Description
SPC4900X	Front, 8.25", GM 10-Bolt
SPC4900XKIT	Front, 8.25", GM 10-Bolt, with Gasket
SPC4901X	Rear, 8.5"/8.6", GM 10-Bolt
SPC4902X	Rear, 8.875" GM 12-Bolt
SPC4904X	Rear, 10.5", GM 14-Bolt
SPC4905X	Rear, 10.25" /10.5", Ford 12-Bolt

## GM F-Body Radiator Reinforcement Bars

Black powder-coated steel reinforcement bars. Sold in pairs.



Part No.	Description
SPC7608BK	1967-69
SPC7609BK	1970-81

## Flexible Transmission Dipstick

Features a flexible braided stainless steel housing with a black anodized aluminum dipstick. Factory length.



Part No.	Description
<b>GM</b>	
SPC8200BK	Turbo 350
SPC8201BK	Turbo 400
SPC8202BK	700R4
SPC8203BK	Turbo 350/400
SPC8204BK	700R4
<b>Chrysler</b>	
SPC8305BK	Powerglide
SPC8306BK	727
<b>Ford</b>	
SPC8307BK	AOD
SPC8308BK	C4
SPC8309BK	C6

## Flexible Engine Oil Dipstick

Features a flexible braided stainless steel housing with a black anodized aluminum dipstick.

Part No.	Description
<b>Chevy</b>	
SPC8205BK	Small Block Chevy, Late, Block Mount
SPC8206BK	Small Block Chevy, Early, Block Mount
SPC8207BK	Big Block Chevy, Pan Mount
<b>Ford</b>	
SPC8320BK	Small Block Ford, Timing Cover Mount
SPC8321BK	Big Block Ford, Block Mount

## Allen Head Pipe Plug Kit

Includes two each of 1/8", 1/4", 3/8", and 1/2" NPT steel pipe plugs.



Part No.	Description
SPC8250	Zinc Oxide Coated
SPC8250BK	Black Oxide Coated

## Blue Small Block Ford Steel Valve Covers

### SPC8331BL

These blue painted steel tall and baffled valve covers fit 1961-85 Ford 260-351W small block powerplants.



## Universal Aluminum Dash Knob

### SPC8430

1-9/16" long polished aluminum dash knob that mounts to a 3/16" stud with set screw.



## Carburetor Stud Kit

### SPC9129

Set of four 2-1/2" long studs with washers and nuts. 5/16"-18 and 5/16"-24 thread.



## Black Alternator Brackets

Black painted steel. Available as bracket only and in kits with hardware.



Part No.	Description
<b>Universal</b>	
SPC6067BK	Upper, Driver/Passenger Side, Head Mount, 1"W x 14"L, 4" Adjustment Slot
<b>Small Block Chevy</b>	
SPC6068BK	Top Mount, Head Mount, Short Water Pump
SPC6076BK	Upper, High Tech, Passenger Side, Mid Mount, Long Water Pump, SBC/BBC
SPC6077BK	Upper, High Tech, Passenger Side, Mid Mount, Water Pump Mount, Long Water
SPC6079BK	Driver Side, Low Mount, Block Mount, Short Water Pump, Kit
SPC6081BK	Lower, Passenger Side - Steel, Long Water Pump
SPC6083BK	Driver Side, Low Mount, Water Pump Mount, Short Water, Kit
<b>Big Block Chevy</b>	
SPC6078BK	Driver Side, High Mount, Water Pump Mount, Short Water Pump, Kit
SPC6087BK	Driver Side, Low Mount, Head Mount, Long Water Pump, Kit
SPC6089BK	Driver Side, Low Mount, Head Mount, Short Water Pump, Kit
<b>Small Block Ford</b>	
SPC6082BK	Driver Side, Low/High Mount, Head Mount, Kit
<b>Chrysler</b>	
SPC6096BK	Small Block Mopar, Passenger Side, Head Mount, Kit
SPC6097BK	Mopar B/RB-Series, Passenger Side, Head Mount, Kit

## Filtered Air Cleaner Lids

14" round black lid with built-in paper gauze air filter.



Part No.	Description
SPC7110A	Red Filter
SPC7110ABK	Black Filter
SPC7110ABL	Blue Filter

## Solid Air Cleaner Lids

14" round steel air cleaner lid.



Part No.	Description
SPC7112ABK	Black
SPC7112ABL	Blue

## Air Cleaner Base

14" round steel air cleaner lid with 5-1/8" carb flange and a drop base.



Part No.	Description
SPC7112BBK	Black
SPC7112BBL	Blue

## Small Block Chevy Timing Tab

### SPC7197BK

Black steel timing tab for use with 8" diameter balancers.



## Blue 1-1/4" Breather Cap

### SPC7199BL

1-1/4" diameter blue steel breather cap.



## Blue Small Block Ford Oil Pan

### SPC7445BL

Factory replacement front sump steel oil pan. Stock capacity and depth. Blue.



## In-Line Fuel Filter

This inline fuel filter features a 3/8" hose barb inlet and outlet, and a 5-micron paper filter.



Part No.	Description
SPC9268	Zinc Oxide Coated Steel
SPC9268BK	Black Painted Steel
SPC9269	Natural Stainless Steel

## Radiator Overflow Tank



Black powder-coated stainless steel overflow tank. Includes mounting hardware and line clamps.

Part	Size	Dimensions	Inlet - Outlet
SPC9963BK	24 Ounce	10" Tall x 3" Diameter	1/4" Hose Barb Inlet - 1/4" Hose Barb Outlet
SPC9964BK	52 Ounce	16" Tall x 4" Diameter	1/4" Hose Barb Inlet - 1/4" Hose Barb Outlet
SPC9966BK	20 Ounce	8" Tall x 5" Wide	5/16" Hose Barb Inlet - 5/16" Hose Barb Outlet with Petcock Drain
SPC9973BK	18 Ounce	13" Tall x 2" Diameter	1/4" Hose Barb Inlet - 1/4" Hose Barb Outlet
SPC9974BK	22 Ounce	15" Tall x 2" Diameter	1/4" Hose Barb Inlet - 1/4" Hose Barb Outlet
SPC9975BK	26 Ounce	17" Tall x 2" Diameter	1/4" Hose Barb Inlet - 1/4" Hose Barb Outlet

Customize your hot rod with chrome-plated engine parts from Specialty Products.



SPC7444



SPC8333



SPC7170

## Adjustable Upper Control Arms for GM Muscle Cars and Classic Full-Size Cars

With the most adjustability and best clearance of any aftermarket arm available, these adjustable arms feature ball studs that are 1/2" taller than stock to provide an improved camber curve. With the ability to adjust camber and caster by +/-3%, they help achieve the feel and responsiveness of a modern suspension. Arms include greaseable and rebuildable ball joints allow for long-term durability. Available with OE or 1/4" extended studs. Sold in pairs.



Part No.	Description	Stud Taper	Applications
SPP97110	Adjustable Upper Control Arms for A-Body	7.12°	Buick: 1964-72 GS, Skylark, Special Chevrolet: 19764-72 Chevelle, El Camino, Malibu, 1970-72 Monte Carlo, Oldsmobile: 1964-72 442, Cutless Pontiac: 1964-72 GTO, LeMans; 1964-70 Tempest
SPP97120	Adjustable Upper Control Arms for Gen 1 F-Body	7.12°	Buick: 1973-74 Apollo; Chevrolet: 1967-69 Camaro; 1968-74 Nova Pontiac: 1967-69 Firebird
SPP97130	Adjustable Upper Control Arms for Gen 2 F-Body	9.5°	Buick: 1971-85 LaSabre; 1973-77 Century, Regal 1975-79 Skylark Chevrolet: 1970-81 Camaro; 1973-96 Caprice, 1973-77 El Camino, Malibu, Monte Carlo; 1973-96 Impala; 1975-79 Nova Oldsmobile: 1973-77 Cutlass; 1975-79 Omega, 1971-85 88 Pontiac: 1971-76 Bonneville; 1970-81 Firebird, 1973-75 Grand Am; 1973-77 Grand Prix, LeMans
SPP97140	Adjustable Upper Control Arms for G-Body	9.5°	Buick: 1978-87 Grand National, Regal Chevrolet: 1978-88 El Camino; 1978-83 Malibu; 1978-88 Monte Carlo; 1982-04 Blazer S Series, Jimmy S Series, S10/S15 Pickup/Sonoma (RWD) Oldsmobile: 1978-88 Cutlass Pontiac: 1982-86 Bonneville; 1978-80 Grand Am; 1978-87 Grand Prix; 1978-81 LeMans
SPP97150	Adjustable Upper Control Arms for Gen 3-5 Full-Size	7.12°	Chevrolet: 1958-64 Bel Air, Biscayne, Caprice, Impala
SPP97170	Adjustable Upper Control Arms for Chevy Tri-5	7.12°	Chevrolet: 1955-57 Tri-5

## Adjustable Upper Control Arms for C2 - C4 Corvettes

With a full +/-3° of camber and caster adjustment, these upper control arms provide maximum handling and responsiveness. Arms include stock-style ball joints. Street-style control arms feature custom pivots and OEM-style rubber inserts, while race-style control arms have offset pivots with Delrin inserts. Sold individually per side.



Part No.	Description	Style
SPP94360	C2/C3 (1963-82)	Street Right or Left
SPP92740	C2/C3 (1963-82)	Race Right or Left
SPP92748	C4 (1984-87)	Race Right
SPP92749	C4 (1984-87)	Race Left
SPP92750	C4 (1988-96)	Race Right
SPP92751	C4 (1988-96)	Race Left

## Adjustable Upper Control Arms for Mopar A-, B-, and E-Body

These upper control arms provide a full +/-3° of camber and caster adjustment to maximize handling performance. Arms include a steel cross shaft, ball joint plate, and are available with street or race pivots. Street-style pivots have custom pivots and OE-style minimal deflection rubber inserts, while race pivots are offset and include Delrin inserts. Sold individually per side.



Description	Right	Left
Dodge: 1962-65 All Passenger (except 880) 1970-74 Challenger; 1966-72 Charger, 1965-72 Coronet (Incl. Super Bee)	SPP94450	SPP94451
Plymouth: 1962-64 All Passenger, 1970-74 Barracuda, 1965-70 Belvedere; 1967-71 GTX, 1968-72 Road Runner, 1965-72 Satellite		
Dodge: 1973-76 Dart, Plymouth: 1973-75 Valiant	SPP94460	SPP94461

## Tubular Lower Control Arms for Gen 2 F-Body and B-Body

With a tubular frame and rugged plate body, these control arms add 2.5° of positive caster to Gen 2 Firebirds and Camaros, as well as various 1971-85 GM B-body cars. Can be configured for stock or lowered height to create an aggressive, ready-to-run stance. Optional ride height tuning kits are available for use with SPC Performance Pro Series springs to raise the ride height, if desired. GM replacement cone-style bump stops available (SPP95339, sold each).



## Tubular Lower Control Arms for GM A-Body and G-Body

Designed to lower the front end by 1" and add 1° of positive caster to GM A-body and G-body cars, creating an aggressive, ready-to-run stance. Sold in pairs. Optional ride height tuning kits are available for use with SPC Performance Pro Series springs to raise the ride height, if desired. GM replacement cone-style bump stops available (SPP95339, sold each).



Part No.	Description	Applications
SPP94344	A-Body	Buick: 1964-72 GS, Skylark, Special Chevrolet: 1964-72 Chevelle, El Camino, Malibu, 1970-72 Monte Carlo Oldsmobile: 1964-72 442, Cutlass Pontiac: 1964-72 GTO, LaMans, 1964-70 Tempest

# SPC PERFORMANCE

## Pro Series Springs

Improve handling and create an aggressive stance with high-quality springs that maintain the optimum rate for excellent performance. Front springs provide about 1.3" of drop, while rear springs achieve approximately 1" of drop. Diamond black epoxy coating protects against corrosion. Springs have a lifetime warranty.



Make	Model	Spring Rate	Pro Springs
<b>A' Body - Set of 4 Springs - Front and Rear</b>			
Buick	GS, Skylark, Special (64-67)	550/165	SPP94391
Buick	GS, Skylark, Special (68-72)	550/112-188	SPP94392
Chevy	Chevelle, El Camino, Malibu (64-67)	550/165	SPP94391
Chevy	Chevelle, El Camino, Malibu, Monte Carlo (68-72)	550/112-188	SPP94392
Olds	442, Cutlass, Cutlass Supreme (64-67)	550/165	SPP94391
Olds	442, Cutlass, Cutlass Supreme (68-72)	550/112-188	SPP94392
Pontiac	GTO, LeMans, Tempest (64-67)	550/165	SPP94391
Pontiac	GTO, LeMans, Tempest (68-72)	550/112-188	SPP94392
<b>F' Body - Set of 2 Springs - Front Only</b>			
Chevy	Camaro (70-81)	577	SPP94394
Pontiac	Firebird (70-81)	577	SPP94394
<b>G' Body - Set of 4 Springs - Front and Rear</b>			
Buick	Grand National, Regal (78-87)		
Chevy	El Camino, Malibu, Monte Carlo (78-88)	675/114-188	SPP94390
Olds	Cutlass, Cutlass Supreme (78-88)		
Pontiac	Bonneville (83-86); Grand Am (78-80) Grand Prix (78-88); LeMans (78-81)		

## Coil-Over Mounting/Spacer Plates

Flat coil-over spring mounting/spacer plates maximize ride height options and provide added coil stability on SPC Performance tubular control arms. Fine-tune vehicle height by stacking spacer plates, using one spacer per side for 1/2" of added ride height, or two spacers per side for a 1" gain. Available in packages of (2) or (4) spacers. Include mounting hardware.



Part No.	Description	Applications
SPP94348	A-Body & 1st Gen. F-Body	2 Spacers
SPP94346		4 Spacers
SPP95338	2nd Gen F-Body & G-Body	2 Spacers
SPP95332		4 Spacers

## Adjustable Upper Control Arm for Mustang II

These upper control arms provide a full +/-3° of camber and caster adjustment to maximize handling performance, making them perfect for hot rod and custom ci builders. Sold individually, each control arm includes a stock-style ball joint and installation hardware.



Part No.	Make	Year/Model
<b>For Coil-Overs</b>		
SPP94000	Ford	1974-78 Mustang II
<b>For Stock or Air-Ride Suspensions</b>		
SPP94800	Ford	

## Adjustable Upper Control Arm for Gen 2 Mustangs

Pre-set with 3° of caster to assist with return to center, these adjustable upper control arms improve handling, and incorporate a billet aluminum cross-shaft with "Shelby Drop" geometry that optimizes camber curve. Maintenance-free xAxis™ sealed flex joints provide crisp, responsive handling. Provides camber adjustment of +0.75° to -2.0°, and caster adjustment of +1.0° to +5.0° (when combined with factory adjustments). Sold individually, each control arm includes stock-type ball joint and installation hardware.



Part No.	Make	Year/Model
SPP94210	Ford	1967-73 Mustang, 1966-69 Fairlane, 1966-69 Falcon, 1970-77 Maveric, 1966-71 Ranchero, 1966-71 Torino
		Mercury

## Adjustable Upper Control Arm and Caster Rod for Gen 1 Mustangs

Give the handling of 1964 1/2 to 1966 Mustangs a modern upgrade with an adjustable upper control arm and adjustable strut rod. Upper control arm has 3° of caster built in to improve return to center. OE-style bushings protect the chassis mount and allow for easy caster adjustment. Camber can be adjusted between +0.75° and -2.0°, and caster can be set between +1.0° and +5.0° (when combined with factory adjustments). Includes stock-style ball joint, installation hardware, and two camber adjustment shims for additional camber fine-tuning. Sold each.



Part No.	Make	Year/Model
SPP94215	Ford	1964 1/2-66 Mustang, 1964-65 Falcon, 1964-65 Ranchero
		Mercury

## Adjustable Caster Rod for 1964 1/2-66 Mustang

Adjustable strut rod replaces the stock non-adjustable strut rod to allow up to 3° of caster, improving suspension geometry and tracking. Includes low durometer bushings to protect the chassis mount as well as mounting hardware. Sold each.



Part No.	Make	Year/Model
SPP94220	Ford	1964.5-66 Mustang, 1964-65 Falcon, 1964-65 Ranchero
		Mercury

## OE-Style Ball Joints

Available in either 1/2" extended length or standard, SPC ball joints help improve handling and responsiveness. Available for various GM applications, greaseable 1/2" extended length ball joints provide for improved camber gain and increased control arm-to-frame clearance. Standard OE-style ball joints are offered in a variety of sizes and formats for GM, Mopar, and Ford applications.



Part No.	Description
<b>1/2" Extended Length OE-Style Ball Joints</b>	
SPP94016	Lower Ball Joint for GM 'A' Bodies (Press in for 94344 Lower Arm)
SPP94017	Upper Ball Joint for GM Mid Size Bolt In Metric Plate
SPP94019	Upper Ball Joint for GM 1st Gen F Body & A Body (64-72)
<b>OE-Style Ball Joints</b>	
SPP94006	Upper GM Mid-Sized Metric Bolt-In Ball Joint
SPP94007	Upper C4 Corvette Bolt-In Ball Joint



## Clutch Quadrant, Cable, and Adjuster Package for 1982-93 Mustang

### STD555-7040

Patented double-hook clutch quadrant is compatible with firewall adjusters and cables. Smooth sliding clutch cable can be adjusted at the bellhousing or the firewall.



## Tri-Ax Shifters for 1983-93 Mustang T-5/T-45 Transmission

### STD555-7353

CNC-machined aluminum shifters have positive stops, two-position height adjustment, and exclusive BootGuard to protect the stock inner shift boot. Revised pivot shortens throw without sacrificing comfort.



## Heavy-Duty Upper Rear Control Arms for 1979-93 Mustang

### STD555-4100

Upper rear control arms are available in heavy-duty and heavy-duty double-adjustable versions. Both are polyurethane bushed and will improve handling and traction. Double-adjustable arms allow adjustment of pinion angle for maximum traction.



## Speedometer Recalibration Driven Gears

For 1979-98 Mustang manual or automatic transmissions. Used for speedometer recalibration when differential gear ratios have been changed. Driven gears sold individually.



Part No.	Description	Gear Ratio
STD392-STE-17271-D	Manual Trans., 7-Tooth Drive Gear, 1983-89 V8, Tremec TR-3550 And TKO	4.10
	Manual Trans., 8-Tooth Drive Gear, 1990-93 5-Speed	3.55 and 3.73
STD392-STE-17271-J	Auto Trans., 7-Tooth Drive Gear, 1983-89	4.10
	Auto Trans., 8-Tooth Drive Gear, 1990-93	3.55 and 3.73

## Sport Spring Kits

### STD555-8200

Improve the appearance and handling of 1979-93 Mustangs without affecting ride quality. Kit installation lowers the car approximately 1". Each kit includes two front and two rear coil springs.



## X2 Ball Joints

### STD555-8101

Ideal for lowered 1994-04 Mustangs, custom length ball joints raise the roll center, enhance handling, and reduce body roll. Oversized sway bars and/or increased spring rates are not needed. Steeda bump steer kit is recommended. Sold in pairs.





## Locking Header Bolts

The only reusable, locking header bolts. Also available in stainless steel for limited usage.

Part No.	Description
<b>Chevrolet</b>	
<b>SGE8900</b>	GM LS1/LS6, 8mm-1.25 x 22mm 6-Pt. DHH, 12-Pcs.
<b>SGE8931</b>	SB 265-400, 3/8"-16 x 3/4" 12-Pt., 12-Pcs.
<b>SGE8911</b>	SB 265-400 V8 Except ZR1 Or With Brodix Heads, 3/8"-16 x 3/4" Bolts, 6-Pt., DHH, 12-Pcs.
<b>SGE8911A</b>	SB 265-400 V8, 3/8"-16 x 1" Bolts, 6-Pt., DHH, 12-Pcs.
<b>SGE8951</b>	SB 265-400, 3/8"-16 x 1" 6-Pt., Stainless, 12-Pcs.
<b>SGE8912</b>	BB 396-502 V8, 3/8"-16 x 3/4" Bolts, 6-Pt., DHH, 16-Pcs.
<b>SGE8912A</b>	BB 396-502 V8, 3/8"-16 x 1" Bolts, 6-Pt., DHH, 16-Pcs.
<b>SGE8952</b>	BB 396-454, 3/8"-16 x 1" 6-Pt., Stainless, 16-Pcs.

DHH - Double Hex Head. \* Will not fit 413 Chrysler.

Part No.	Description
<b>Chrysler</b>	
<b>SGE8915</b>	SB 273-360, 5/16"-18 x 7/8" 6-Pt. DHH, 12-Pcs.
<b>SGE8935</b>	SB 273-360, 5/16"-18 x 1" 12-Pt. 12-Pcs.
<b>SGE8916A*</b>	BB 383-440, Buick/Olds/Pontiac, 3/8"-16 x 1" 6-Pt. DHH, 12-Pcs.
<b>SGE8936*</b>	BB 383-440, Buick/Olds/Pontiac, 3/8"-16 x 1" 12-Pt., 12-Pcs.
<b>Ford</b>	
<b>SGE8906</b>	4.6/5.4L Modular, 8mm-1.25 x 22mm 6-Pt., DHH, 16-Pcs
<b>SGE8913</b>	5.0 Liter V8, (16) 3/8"-16 x 3/4" Bolts, 6-Pt., DHH
<b>SGE8913A</b>	5.0 Liter V8, (16) 3/8"-16 x 1" Bolts, 6-Pt., DHH
<b>SGE8953</b>	SB 260-351, 3/8"-16 x 1" 6-Pt., Stainless, 16-Pcs.
<b>SGE8933</b>	SB 260-351, 3/8"-16 x 1" 12-Pt., 16-Pcs.
<b>SGE8932</b>	BB 390-428 V8 Include 429-460, 3/8"-16 x 1" Bolts, 12-Pt., DHH, 16-Pcs



## High-Flow Thermostats

Robertshaw balanced, high-flow thermostats are modified by Stewart Components to function more effectively in street rod/hot rod applications. Fits most GM and Ford applications.



Part No.	Description
<b>STE300</b>	160°F Balanced Thermostat
<b>STE301</b>	180°F Balanced Thermostat
<b>STE302</b>	195°F Balanced Thermostat

## Stage 1 Water Pumps

Street rods need all the cooling they can get, but most original equipment water pumps leave something to be desired when it comes to cooling efficiency. Starting with new stock castings, Stewart component machines them to exacting standards, then fits them with high-flow impellers and special seal assemblies. Severe-duty Stage 1 pumps are equipped with 3/4" ball/roller bearings.



Part No.	Description
<b>Small Block Chevy</b>	
<b>STE12103</b>	Pre-1969, Short, 5/8" Shaft
<b>STE12203</b>	Pre-1969, Short, (Severe-Duty), 3/4" Shaft
<b>STE13103</b>	1971-82 Corvette (Severe-Duty), 3/4" Shaft
<b>STE13113</b>	1969-86 SB Chevy and 1989-93 V6, Long Pump
<b>Big Block Chevy</b>	
<b>STE11104</b>	Pre-1969 Short, Street Rod Special
<b>STE11113</b>	1969-86, Long Pump
<b>STE11123</b>	1987-Up, BB Chevy, Reverse Rotation, Long Pump



## Sport Rotors

Stoptech Sport Rotors use a premium quality casting that's machined with a proprietary "Vac-U-Slot" pattern to evacuate heat and gases that build up between the brake pad and rotor. All rotors are coated in a durable, mil-spec silver cadmium plating to protect against rust damage inside the cooling vanes. Sold individually.

**Call For Applications!**





STAINLESS  
WORKS

## Chambered Turbo Mufflers



Constructed from TIG-welded 304 stainless steel with stainless wool packing, chambered turbo mufflers emit a deep, civilized muscle car rumble at idle and cruising speeds, yet come to life once the throttle is opened. Mufflers will never blow out or change their tone.

Part No.	Description
<b>SWOTM5C3C30</b>	5" x 9" x 14" Shell, 3" Center Inlet/3" Offset Outlet

## High-Torque Accuseal Clamps

Durable Accuseal clamps work great for I.D. or O.D. slip joints and are easily installed or removed for service work. Made from 300 series stainless strap material with zinc-plated 3/8" T-bolts and a reaction block.



Part No.	Description
<b>SWOEB250</b>	2-1/2" I.D.
<b>SWOEB300</b>	3" I.D.
<b>SWONBC175</b>	1-3/4" I.D.
<b>SWONBC188</b>	1-7/8" I.D.
<b>SWONBC300</b>	3" I.D.

## 304 Stainless Steel Bends

Ideally suited to building headers or other exhaust components, premium 304 stainless steel tubing features wrinkle-free bends for unsurpassed flow. Mil spec., certified and manufactured in the USA.



Part No.	Description
<b>45° Bend</b>	
<b>SWOMB45150</b>	1-1/2" Dia. x .065" Wall with 6" Legs
<b>SWOMB45175</b>	1-3/4" Dia. x .065" Wall with 6" Legs
<b>SWOMB45200</b>	2" Dia. x .065" Wall with 6" Legs
<b>SWOMB45225</b>	2-1/4" Dia. x .049" Wall with 6" Legs
<b>SWOMB45225-H</b>	2-1/4" Dia. x .065" Wall with 6" Legs
<b>SWOMB45250</b>	2-1/2" Dia. x .049" Wall with 6" Legs
<b>SWOMB45300</b>	3" Dia. x .049" Wall with 6" Legs
<b>SWOMB45300-H</b>	3" Dia. x .065" Wall with 6" Legs
<b>SWOMB45350</b>	3-1/2" Dia. x .065" Wall with 6" Legs
<b>90° Bend</b>	
<b>SWOMB90175</b>	1-3/4" Dia. x .065" Wall with 6" Legs
<b>SWOMB90200</b>	2" Dia. x .065" Wall with 6" Legs
<b>SWOMB90250-H</b>	2-1/2" Dia. x .065" Wall with 6" Legs
<b>SWOMB90300</b>	3" Dia. x .049" Wall with 6" Legs
<b>SWOMB90300-H</b>	3" Dia. x .065" Wall with 6" Legs
<b>180° U Bend</b>	
<b>SWOMB180200</b>	2" Dia. x .065" Wall with 6" Legs
<b>SWOMB180300-H</b>	3" Dia. x .065" Wall with 6" Legs
<b>SWOMB180350</b>	3-1/2" Dia. x .065" Wall with 6" Legs
<b>180° J Bend</b>	
<b>SWOMBJ175</b>	1-3/4" Dia. x .065" Wall with 6" & 15" Legs
<b>SWOMBJ200</b>	1-3/4" Dia. x .065" Wall with 6" & 15" Legs
<b>SWOMBJ237</b>	2" Dia. x .065" Wall with 6" & 15" Legs
<b>SWOMBJ250</b>	2-1/2" Dia. x .049" Wall with 6" & 15" Legs
<b>SWOMBJ250-H</b>	2-1/2" Dia. x .065" Wall with 6" & 15" Legs

## Trick Exhaust Hangers

Durable and effective, exhaust hangers are laser cut from 1/8" thick 304 stainless steel and include high-temp silicone grommet for easy installation. Clamp-on versions include stainless band clamp. Sold each.



Part No.	Description
<b>SWOTH2.5W</b>	2-1/2" Exhaust Hanger, Weld-On
<b>SWOTH3W</b>	3" Exhaust Hanger, Weld-On
<b>SWOTH902.5BC</b>	2-1/2" Exhaust Hanger, Clamp-On
<b>SWOTH903BC</b>	3" Exhaust Hanger, Clamp-On
<b>SWOUH2W</b>	2" Universal Exhaust Hanger, Weld-On
<b>SWOUH2.2W</b>	2-1/4" Universal Exhaust Hanger, Weld-On
<b>SWOUH2.5W</b>	2-1/2" Universal Exhaust Hanger, Weld-On
<b>SWOUH3.5W</b>	3-1/2" Universal Exhaust Hanger, Weld-On
<b>SWOUH3W</b>	3" Universal Exhaust Hanger, Weld-On
<b>SWOUH4W</b>	4" Universal Exhaust Hanger, Weld-On

## O<sub>2</sub> Bung and Plug

Made from durable 303 stainless steel, bung and plug are required when installing O<sub>2</sub> sensors. Sold each.



Part No.	Description
<b>SWO02P</b>	Plug for O <sub>2</sub> Bung, 18mm x 1.50 Male Thread, 3/4" Hex
<b>SWO02SS</b>	Bung for O <sub>2</sub> Sensor/Plug, 18mm x 1.50 Male Thread

## 304 Stainless Steel Tubing

Ideally suited to building headers or other exhaust components, premium 304 stainless steel tubing welds beautifully with 308 filler and may be polished to a mirror-like finish. Mil spec., certified and manufactured in the USA.



Part No.	Description
<b>SW01.5SS-1</b>	1-1/2" Dia. x .065" Wall x 1' Long
<b>SW01.6SS-2</b>	1-5/8" Dia. x .065" Wall x 2' Long
<b>SW01.7SS-4</b>	1-3/4" Dia. x .065" Wall x 4' Long
<b>SW01.8SS-1</b>	1-7/8" Dia. x .065" Wall x 1' Long
<b>SW02SS-2</b>	2" Dia. x .065" Wall x 2' Long
<b>SW02SS-3</b>	2" Dia. x .065" Wall x 3' Long
<b>SW02.2HSS-4</b>	2-1/4" Dia. x .065" Wall x 4' Long
<b>SW02.5HSS-1</b>	2-1/2" Dia. x .065" Wall x 1' Long
<b>SW02.5HSS-3</b>	2-1/2" Dia. x .065" Wall x 3' Long
<b>SW02.5HSS-4</b>	2-1/2" Dia. x .065" Wall x 4' Long
<b>SW02.5SS-4</b>	2-1/2" Dia. x .049" Wall x 4' Long
<b>SW03HSS-1</b>	3" Dia. x .065" Wall x 1' Long
<b>SW03HSS-2</b>	3" Dia. x .065" Wall x 2' Long
<b>SW03HSS-3</b>	3" Dia. x .065" Wall x 3' Long
<b>SW03HHSS-4</b>	3" Dia. x .089" Wall x 4' Long
<b>SW03SS-3</b>	3" Dia. x .049" Wall x 3' Long
<b>SW03HSS-3</b>	3" Dia. x .065" Wall x 3' Long
<b>SW04SS-4</b>	4" Dia. x .065" Wall x 4' Long

## Flex Joints

Used to isolate vibration or thermal expansion in the exhaust system, flex joints feature formed ends, an interlocked internal diameter, and all 304 stainless steel construction.



Part No.	Description
<b>SWOAF2508BSS</b>	2-1/2" Dia. x 8" Long
<b>SWOAF3006BSS</b>	3" Dia. x 6" Long





STAINLESS  
WORKS

### Exhaust Grommet

#### SWOEXGRO

Uses to isolate exhaust vibration from mounting bolts when system is attached to hangers or frame, "Blue Snapper" high-temperature silicone grommet has exceptional resistance to heat. Grommet is 1-1/8" O.D. x 7/8" thick and is designed to fit around a strap with a 5/8" through-hole and use a 3/8" through-bolt.



### Saddle Clamps

A stainless steel exhaust clamp ideal for traditional exhaust systems.



Part No.	Description
SWOSSC187	1-7/8" Dia.
SWOSSC225	2-1/4" Dia.
SWOSSC250	2-1/2" Dia.
SWOSSC300	3" Dia.

### V-Band Clamps

Offering extreme exhaust sealing capabilities. Ideal for high horsepower and turbocharged vehicles. The stainless steel clamp is available separately or in a kit with two sealing flanges.



Part No.	Description
SWOVBC	2-1/2" Dia. Kit
SWOVBC3	3" Dia. Kit
SWOVBC35	3-1/2" Dia. Kit
SWOVBC4	4" Dia. Kit
SWOVBC0	2-1/2" Clamp Only
SWOVBC03	3" Clamp Only
SWOVBC035	3-1/2" Clamp Only
SWOVBF3	3" Sealing Flange Only



### Universal Joints

Strong, precise, with no slop. Sweet's lightweight, durable universal joints are ideal for use in street rod steering systems.

Part No.	Box/Column	Shaft
SWE401-51919	3/4" DD	3/4" DD
SWE401-51920†	3/4" DD	1" DD
SWE401-50606	3/4" Smooth	3/4" Smooth
SWE401-50619	3/4" Smooth	3/4" DD
SWE401-50620†	3/4" Smooth	1" DD
SWE401-50612	3/4"-36-Spline	3/4" Smooth - Chevy Manual, Mustang II Power
SWE401-50615	3/4"-30-Spline	3/4" Smooth - New Chevy Power
SWE401-51219	3/4"-36-Spline	3/4" DD
SWE401-51220†	3/4"-36-Spline	1" DD
SWE401-51519	3/4"-30-Spline	3/4" DD
SWE401-50611	13/16"-36-Spline	3/4" Smooth - Chevy Power Box
SWE401-50613	9/16"-26-Spline	3/4" Smooth - Mustang II Manual
SWE401-50614	5/8"-36-Spline	3/4" Smooth - Vega
SWE401-51419	5/8"-36-Spline	3/4" DD
SWE401-50617	Corvette Spline 17mm DD	3/4" Smooth
SWE401-50618	1"-48-spline	3/4" Smooth



† 1" "DD" configurations are offered in two different sizes. OEM is actually slightly smaller than 1", while the aftermarket style is slightly larger than 1".

### Chrome Universal Joints

#### SWE401-61919

Like Sweet's unplated steering universal joints, the new chrome units are strong and precise with no "slop". Compact, light, and durable, standard universal joints are capable of 32° of working angle.



Box/Column	Shaft
3/4" DD	3/4" DD

### Steering Couplers

Straight couplers connect steering shafts.



Part No.	Description
SWE301-30110	Chevy Power Splined (13/16"-36)
SWE301-30120	Pinto Power Splined (3/4"-36)
SWE301-30130	Pinto Manual Splined (9/16"-26)
SWE301-30140	Chevy Vega (5/8"-38)
SWE301-30150	New Chevy Power Splined (3/4"-30)



## Diffuser Type Mufflers

Supertrapp Glasspack Series Mufflers are available in plain and stainless steel. Their sound level can actually be adjusted by adding or subtracting diffuser discs to create a distinctive sound for every vehicle.


### Stainless Steel Glasspack Series Mufflers

Model 445 Short - 4"  
Diffuser Discs  
Length: 17", diameter:  
4", weight: 4 pounds



Part No.	Size
SPR443-2017	2" Inlet, 2" Core
SPR443-2517	2-1/2" Inlet, 2-1/2" Core

### 2-1/2" Stainless Steel T-Bolt Style Clamp SPR094-2500



### Spark Plug Boot Protectors

#### TAY2524

Heat-treated fiberglass sleeves withstand temperatures up to 1200°F and are 6" long. Sold in sets of eight.



### Polished Spark Plug Boot Heat Shield Protectors

#### TAY2570

For 90° boots. One pair.



### ShoTuff® Chrome Convolved Tubing


Purchase individually in 41" lengths, or in pre-packaged assortments that include 41" each of 1/4", 3/8", 1/2", and 3/4" lengths.

Part No.	Description
TAY39000	Pre-Packaged Assortment
TAY39001	1/4" I.D. (9mm) x 41" Long
TAY39002	3/8" I.D. (10mm) x 41" Long
TAY39003	1/2" I.D. (13mm) x 41" Long
TAY39004	3/4" I.D. (19mm) x 41" Long



### "Seal-4-Good" Gaskets

Collector gaskets are referred to as the "best on the market" by many users. Percy's "dead soft" aluminum seals far better than competitive copper gaskets. Available in 2-1/2", 3", and 3-1/2".



Part No.	Description
PEP66001	Seal-4-Good Gasket, 2-1/2"
PEP66002	Seal-4-Good Gasket, 3"
PEP66003	Seal-4-Good Gasket, 3-1/2"

### Convolved Tubing

Excellent for covering wiring bundles. Tubing is slit down one side, allowing wire bundles to be inserted.



Color	1/4" I.D.			3/8" I.D.		
	10 Ft.	25 Ft.	50 Ft.	10 Ft.	25 Ft.	50 Ft.
Black	TAY38090	TAY38092	TAY38094	TAY38180	TAY38100	TAY38110
Red	TAY38190	-	-	-	TAY38200	-
Blue	-	-	TAY38262	TAY38360	TAY38361	-
Yellow	-	-	-	-	TAY38103	-
Purple	-	-	-	-	TAY38831	-


Color	1/2" I.D.			3/4" I.D.		
	10 Ft.	25 Ft.	50 Ft.	10 Ft.	25 Ft.	50 Ft.
Black	TAY38580	TAY38500	TAY38510	TAY38780	-	TAY38710
Red	-	TAY38600	-	-	-	-
Blue	TAY38560	-	-	-	TAY38761	-
Yellow	-	-	-	TAY38781	-	-
Purple	-	TAY38841	-	-	-	-

### Convolved Tubing Assortments

Each assortment contains 10 feet of the following ID sizes: 1/4", 3/8", 1/2", and 3/4".



Part No.	Description
TAY38000	Black
TAY38001	Purple
TAY38002	Red





## Spiro-Pro Spark Plug Wires

Spiro-Pro plug wire sets provide maximum firepower without radio interference, making them a must for rods with electronic ignition systems and/or computers.


### 8mm Spiro-Pro Universal Wire Sets - 8 Cylinder



Color	90° Boot	135° Boot	180° Boot	180° Hemi
Black	TAY73051	TAY73053	TAY73055	TAY75089
Red	TAY73251	TAY73253	TAY73255	—
Blue	TAY73651	TAY73653	TAY73655	—

### Colored Wire Separators

Tough nylon separators can withstand temperatures up to 400°F and will fit 7mm and 8mm plug wires.



Part No.	Description
TAY42800	Black Separators
TAY42820	Red Separators
TAY42860	Blue Separators

### Clamp-Style Wire Separators


Separate, organize, and support ignition wires for a neat, professional look. Molded from non-conductive type 6/6 nylon, separators will not melt, mar, distort, crack, or fade. Available for 7-8mm wires. Choice of three colors. Each kit contains two 4-wire separators, two 3-wire separators, and two 2-wire separators.



Black	Red	Blue
TAY42700	TAY42720	TAY42760

### Mounting Brackets for Clamp-Style Wire Separators

Clamps are used to attach wire separators to valve covers and will fit 7-8mm and "409" clamp-style wire separators.



Black	Blue	Description
<b>"Horizontal"</b>		
TAY42701	TAY42761	Small Block Chevy and Most Mopar, 4-Pack
TAY42702	—	Big Block Chevy and Most Ford, 6-Pack
<b>"Vertical"</b>		
TAY42705	TAY42765	Small Block Chevy and Most Mopar, 4-Pack
TAY42706	—	Big Block Chevy and Most Ford, 6-Pack

### Professional Wire Crimp Tool

Crimper is adjustable and has a hardened steel frame to resist "deflection" common in many similar tools, assuring user of factory-quality crimps every time. Optional dies are available separately to use with crimping jaws. Handles have red molded cushion grips.



Part No.	Description
TAY43400	Crimp Tool
TAY43401	Die: 10-22 Gauge Insulated Wire
TAY43402	Die: 10-22 Gauge Non-Insulated Wire

### Single Trunk-Mounted Battery Kit

#### TAY48000

Includes pre-terminated ends, 16 feet of 2-gauge, high-performance, 100% solid copper cable and 3/8" J-bolt hold-downs.



### Aluminum Battery Box

Battery box, made of .040" aluminum, is required by NHRA/IHRA when there is no firewall between the driver compartment and the battery. Box fits most battery sizes and meets SFI 8.1 specs. Complete with hold-down, 3/8" hold-down bolts and hardware.



Part No.	Description
TAY48100	Battery Box
TAY48101	Battery Box, with 16' of 2-Gauge Cable Kit

### Diamondback Shielded Battery Cables

Heavy-duty 4-gauge cable has SAEJ1127 type SXL insulation and solid brass battery terminals and solid brass terminals. Up to three times more conductive than lead and the braided alloy shielding resists high temperatures and abrasion.



Top Post Part No.	Length
TAY20012	12"
TAY20024	24"
TAY20034	34"
TAY20038	38"
TAY20041	41"

### Split-Lock Header Bolts

Unique header bolts will not back out. The Split Lock™ friction lock fastener uses a locking set pin built into the bolt. When tightened, the set pin expands the bolt threads against the thread wall, providing an unmatched lock. The Split Lock™ friction lock fastener is the only fastener that provides a locking system without using wires, locking compounds, lock washers, or complicated interrupters.



Part No.	Description	Qty.
<b>Black Oxide Finish</b>		
TAY310007	SB GM/GM 2.8 V6/BB Mopar, AMC V8, 3/8" x 1", 12-Point Head	12
TAY310068	GM Gen III LSX/Ford 4.0 V6, 8mm x 25mm, 12-Point Head	12
<b>Stainless Steel</b>		
TAY310000	SB GM/GM 2.8 V6/BB Mopar/AMC V8, 3/8" x 1", 12-Point Head	12
TAY310001	BB GM/SB and BB Ford, 3/8" x 1", 12-Point Head	16



## Seal-4-Good and XX Carbon Exhaust Header Gaskets

Percy's exhaust header gaskets feature innovative materials designed to put an end to performance-inhibiting exhaust leaks. Seal-4-Good gaskets are made from "dead soft" aluminum, and will not blow out or burn out.

Description	Seal-4-Good Part No.
SB Chevy 265-400, Round 1.5" Port	PEP66011
SB Chevy 265-400, Square 1.5"	PEP66012
SB Chevy 350 LT1, D-Port 1.375"	PEP66031
SB Chevy 5.7L LS1, Round 1.625"	PEP66032
BB Chevy 396-502, Square 2.125"	PEP66013
BB Chevy 396-502, Round 1.875"	PEP66019
SB Chrysler 273-360, Rect. 1" x 1.625"	PEP66037
BB Chrysler 383-440, Square 1.5" x 1.8"	PEP66036

Description	Seal-4-Good Part No.
SB Ford 221-302, Rect. 1.625" x 1.25"	PEP66014
SB Ford 221-302, Oval 1.5" x 1.125"	PEP66018
Ford 4.6/5.4L 2-Valve, Round 1.625"	PEP66033
Ford 4.6 4-Valve, Oval 1.125" x 2.125"	PEP66034
Ford 351C 2bbl, 351M-400	PEP66051
Ford 351C 4bbl, 302 Boss	PEP66052
BB Ford "FE" 352-390	PEP66053
BB Ford 429-460, Oval 1.25" x 2.125"	PEP66035
BB Ford 429-460 Cobra Jet	PEP66054



## Ten Factory by Motive Gear

Ten Factory's experienced drivetrain team designs and engineers products that meet strict quality and strength criteria to provide high value. Ten Factory's name comes from their ten-year replacement warranty on axle shafts.

### Rear Axle Kits

High-manganese 1541H or 4140 chrome moly axles are a bolt-in performance upgrade and include axle bearings, seals, and wheel studs. Ford has 1/2" press in studs, GM accepts 7/16" and 1/2" studs.

Part No.	Description	Spline, Bolt Circle
<b>Ford 8.8</b>		
TENMG22180	1979-93 Mustang 5-Lug Upgrade	28, 5-4.5"
	1979-93 Mustang 5-Lug, Big Spline	31, 5-4.5"
TENMG22183	1979-93 Mustang, 4-Lug, Big Spline	28, 4-4.5"
<b>GM 8.2"/8.5" 10-bolt</b>		
TENMG22100	1965-67 Chevelle, 1970-75 Nova	28, 5-4.75"
TENMG22101	1968-72 Chevelle, El Camino, 1970-81 Camaro	28, 5-4.75"
TENMG22102	1973-77 Chevelle, El Camino	28, 5-4.75"
<b>GM 8.875" 12-bolt</b>		
TENMG22109	1968-72 Chevelle, El Camino, 1970-72 Camaro	30, 5-4.75"
TENMG22110	1965-67 Chevelle, 1967-69 Camaro, 1968-72 Nova	30, 5-4.75"



### Replacement Axles

Replacement rear axle shafts are sold individually for those that just want to replace a broken or worn-out shaft or shafts. These are the same tough material, forged and heat treated like the rear axle kits, but without the black oxide coating. These also feature the exclusive TEN-year replacement warranty in the unlikely instance of an axle failure. GM applications have 7/16" studs unless noted.

Part No.	Description	Spline, Bolt Circle
<b>GM 8.2"/8.5" 10-bolt</b>		
TENMG27122	1968-72 Chevelle, 1970-81 Camaro LH/RH	28, 5-4.75"



## Sizzler Series Transmissions

The perfect automatic transmission for a hot rod with up to 300 horsepower. Rebuilt with a shift improver kit, upgraded band(s) and clutches, improved lubrication system, and a chrome pan.



Part No.	Description
TCI371038	Chevy TH-700-R4, 1984-93 30-Spline

## StreetFighter Transmission

Many rods today have more horses under the hood and need a stouter transmission. The StreetFighter will handle up to 450 horsepower and has a manual/automatic valve body, high-performance clutches and band(s), increased fluid flow, thrust capacity, and improved lubrication.



Part No.	Description
<b>TCI311000</b>	Chevy TH-350 with 6" Tailshaft
<b>TCI211000</b>	Chevy TH-400 with 4" Tailshaft

## Transmission Controller GM EZ-TCU

### TCI302820

For computer-controlled transmissions the TCI EZ-TCU requires no laptop, no software to install, and tuning experience to operate. Just connect the EZ-TCU and answer a few questions –the EZ-TCU does it all. Controller is compatible with the most popular GM transmissions including 4L60E, 4L65E, 4L70E, 4L80E, and 4L85E, and the TCI 6x six-speed transmission. Adjustments can be made to shift points, shift firmness, and shift speed. The complete kit includes the transmission control unit, hand-held tuner, and wiring harness.



## 12" Saturday Night Special Series

A great choice for show cars and street rods. Adds about 400-500 RPM to stall speed, just enough to soften the "shock" to the drivetrain (and driver) in a high-power lightweight hot rod.



Part No.	Description
<b>TCI41500</b>	Chrysler Torqueflite 727, 1967-81 Non Lock-Up, 24-Spline
	Ford C4 1970-82,
<b>TCI450700</b>	10.5" Bolt Circle, 26-Spline (Dipstick In Case)
<b>TCI241500-A</b>	GM TH-350 1969-81, Small Bolt Pattern

## 11" Breakaway Series

An ideal converter for daily driven hot rods that have been slightly modified and might even see limited drag strip action. With 2,400-2,600 RPM flash stall (1,000 above stock), it's streetable and improves low-end power for quicker acceleration and harder launches.



Part No.	Description
<b>TCI41200</b>	Chrysler Torqueflite 727 1967-81, Non Lock-Up, 24-Spline
<b>TCI441000</b>	Ford C6 1971-91 with 1.375" Crank Pilot, 289/302/351/400/429/460
<b>TCI441100</b>	Ford C6 1966-84 with 1.850" Crank Pilot, 352/360/390/406/427/428
<b>TCI451100</b>	Ford C4 1970-Up, 10.5" Bolt Circle, 26-Spline (Dipstick In Case)
<b>TCI242800</b>	GM TH-700-R4, 1984-91, 30-Spline, 1.703" Pilot
<b>TCI240900</b>	GM TH-350/400, 1965-91 with Dual Bolt Pattern and 168-Tooth Flexplate Only

## 10" Street Fighter Series

Radically prepped hot rods that spend equal time on the street or strip can take advantage of the Streetfighter's 1,500 RPM increase in stall speed for higher RPM launches and lower elapsed times. Furnace-brazed fins, needle bearings, hardened pump hub, and computer balancing are standard features.




**Note:** Flexplate must be drilled to accept 7/16" bolts.

Part No.	Description
<b>TCI441300</b>	Ford C6, 1971-91 With 1.375" Crank Pilot, 289/302/351/400/429
<b>TCI243105</b>	GM TH-700-R4, 1984-91, 30-Spline, 1.703" Pilot
<b>TCI241000</b>	GM-TH-350/400, 1965-91, With Dual Bolt Pattern And 168-Tooth Flexplate Only

## Aluminum Deep Transmission Pan

Cool the transmission and add strength to the case at the same time with a finned, cast aluminum pan that includes a drain plug, pickup extension where needed, pan gasket, and necessary fasteners, with 6" tailshaft.



Part No.	Description
<b>TCI518000</b>	Ford C4, Dipstick In Case Only, 1 Extra Quart
<b>TCI228000</b>	Turbo-Hydramatic 400, 2 Extra Quarts
<b>TCI328000</b>	Turbo-Hydramatic 350, 2 Extra Quarts
<b>TCI378000</b>	Turbo-Hydramatic 700-R4/4L60E, 2 Extra Quarts

## Universal Transmission Cooler


### TCI820500

Efficient cooler is small enough to be installed on most hot rods to keep transmission within safe operating temperature range. Hose, clamps, and mounts included.



### Replacement Mounting Kit TCI821500

## Steel Transmission Crossmembers



Rugged, steel crossmembers utilize a three-axis modular and adjustable design that provides a perfect fit across a variety of applications. Crossmembers feature the OEM bolt pattern for easy installation and include a powder-coated finish for corrosion resistance.

Part No.	Description
<b>TCI953001</b>	1970-74 GM F-Body, All Transmissions
<b>TCI953005</b>	1967-69 GM F-Body/1968-72 X-Body, All Transmissions



## Coated Engine Accessories

Trans-Dapt's Asphalt Black accessories have a smart looking, black powder-coat finish that looks great and is extra durable.



Part No.	Description
Chevy Oil Pans (4-qt. Capacity, Includes Drain Plug)	
Chevy O-Ring Style Water Necks	
<b>TRA8633</b>	Early Model Small Block/Big Block Chevy
<b>TRA8634</b>	Late Model Small Block/Big Block Chevy
<b>TRA8635</b>	Late Model Small Block/Big Block Chevy with 1/2" NPT Port
<b>TRA9243</b>	Replacement O-Ring
Chevy Timing Covers	
<b>TRA8638</b>	2-Piece Timing Cover Small Block Chevy 283-400
Steel Valve Cover Breathers	
<b>TRA8643</b>	Twist-In Style, 2-3/4" Dia.
<b>TRA8642</b>	Push-In Style, (Mopar Style) with 5/8" Vacuum Tube, 1-1/4" Hole, 2-3/4" Dia.
<b>TRA8645</b>	PCV Breather (Ford Style), 1-1/4" Hole, 2-3/4" Dia.

## Orange Powder-Coated Engine Accessories

Tired of polishing chrome? Want a factory look? TransDapt has powder-coated engine accessories for Chevy engines, available in Chevy orange.

### Valve Covers

Part No.	Description
<b>TRA9916</b>	Small Block Chevy 1958-86 Short Baffled



### Timing Covers

Part No.	Description
<b>TRA9915</b>	Small Block Chevy, Except LT1
<b>TRA9914</b>	Big Block Chevy
<b>TRA9923</b>	2-Piece, Small Block Timing Cover



### Water Necks

Part No.	Description
<b>TRA9929</b>	Chevy Late Small Block and Big Block



### Oil Pan

#### **TRA9921**

Pans are an exact copy of the original factory oil pan, powder coated in Chevy orange and ideal for restoration of 1965-90 396-454 Chevy-powered vehicles. 4 quarts.



## Swivel Water Neck

#### **TRA6003**

Swivel water neck with 45° angle fits small block Chevy.



## Small Block Chevy Chrome-Plated Short Steel Valve Covers

#### **TRA9702**

Internally baffled covers are standard height and fit 1987-99 engines with centerbolt-style heads. Bolts not included.



## Ford Blue Valve Covers

#### **TRA8344**

Stamped steel, blue powder-coated valve covers are baffled and have provisions for breathers and/or PCV valves. Fits 260-289-302W & 5.0L. Sold in pairs.



## O-Ring Style Water Neck

#### **TRA8340**

O-ring style water neck features a 45° angle and an O-ring for a tight, leak-proof seal. Ford blue powder-coated finish. For 1965-75 Ford 260, 289, 302, 351W.





## Aluminum Transmission Pans

TRA8896

Part No.	Description
TRA8896	TH350 Trans Pan with Drain Plug, Polished
TRA8897	TH400 Trans Pan with Drain Plug, Polished



## Chrome Air Cleaner Assemblies

Traditional chrome air cleaner assembly includes base, paper filter element, and cover.

Part No.	Description
TRA2293	Vintage 1955-57 Corvette Style Air Cleaner 14" x 3", Fits 4 Barrel Carb



## T-Bar Wing Nuts

Wing nuts are 5-3/8" tall chrome, 1/4"-20 x 1" threads, four per pack.



## Valve Cover Spreader Bars

Bars are chrome-plated steel and spread out pressure evenly for a leak-proof fit.



Part No.	Description
TRA4993	Small Block Chevy, 4-1/2" Wide, Set of Four
TRA9640	Big Block Chevy, Set of Seven

## Small Block Chevy 1987-Up Valve Cover Bolts

Fit TRA9702 and 1987-up Chevy V8 and 4.3L V6 stock center bolt steel valve covers. Not for alloy covers. Chrome-plated set of eight.



## Valve Cover Mini Tabs

Designed for use in corners and tight clearance locations to insure better valve cover sealing and prevention of deformed covers. 1-1/2" wide. Chrome-plated steel.



## Breathers and Caps

### Push-In Breathers

Chrome-plated push-in breathers for steel valve covers with 1-1/4" diameter holes. Requires grommet TRA4878. Internal baffle and filter element prevents oil seepage.



Part No.	Description
TRA4870	Breather Only
TRA4871	Breather with Grommet

### Push-in PCV Breather

Replaces the PCV valve in the valve cover. The 3/4" breather neck also fits in 1-1/4" diameter valve cover openings when used with grommet TRA4998. Includes an internal oil baffle and poly filter element. Outside diameter is 2-3/4".



### Mopar Style Breather

Chromed-plated push-in breather/separator for steel valve covers with 1-1/4" diameter holes. Use grommet TRA4878. Breather tube is 5/8" diameter.



### Breather Grommets

Necessary for breather installation. Must cut bottom off of TRA4878 to make it functional.



Part No.	Description
TRA4878	1" I.D., 1-1/4" O.D. (Breather)
TRA4998	3/4" I.D., 1-1/4" O.D. (PCV Type)

## Engine Dipsticks

Chrome-plated dipstick and tube included in each kit.

Part No.	Description
TRA4957	1965-78 Chevy 283-350
TRA9420	1979-82 Chevy 305-350,
TRA9231	1982-85 Chevy Camaro/Firebird 305-350
TRA4958	1990-Earlier Chevy 396-454
TRA9224	Chrysler 318-340-360
TRA9225	Chrysler 383-440
TRA9221	Ford 260-289-302
TRA9222	Ford 351 Windsor
TRA9404	Olds 350-455 and 403 Pontiac Trans-Am
TRA9405	1965-79 Pontiac V8, Except 389



## Transmission Dipsticks

Chrome-plated stick and tube. Due to the wide and varied applications, bracket modifications may be necessary.

Part No.	Description
TRA4994	GM TH350, 34" Long
TRA4995	GM TH400, 24" Long
TRA9421	Chevy TH350, 27" Long



## Chrome Water Necks

O-Ring Style	Gasket Style	Description
TRA9228	—	Chevy Early V8
TRA9229	—	Chevy Late V8
TRA9468	—	Chevy/GM Late V8 with 1/2" NPT
TRA9647	—	Chevy "Straight Up" Design
—	TRA4987	Chrysler, All V8
TRA9440	—	Ford 260-351W, 1965-75
TRA9415	—	Ford 429-460 with 3/8" NPT
—	TRA9403	Olds 330-455, Some AMC



TRA9228



TRA9229

## Low-Mount Alternator Bracket

### TRA9758

For 1955-68 Chevy 283-350 engines. Short water pump, low-mount alternator arm for left side (1-piece).



## Chrome Alternator Brackets

Part No.	Description
TRA9457	Chrysler 383-440 Bracket Set
TRA9455	Ford 289-351W Bracket Set
TRA9637	1969-86 Chevy 305-350, LWP, Bottom Bracket



TRA9457

## Chrome Custom Alternator Brackets

Part No.	Description
TRA9079	Universal Alternator/Generator Arm, 1" Wide, 14" Long with 4" Adjusting Slot
TRA9321	1976-86 Chevy 305-350, LWP, Top Bracket



TRA9321

## Chrome and Satin Black Factory-Style Alternator Brackets



TRA9317

Chrome Part No.	Satin Black Part No.	Description
<b>Small Block Chevy 305-350</b>		
TRA9316	—	1969-75, LWP, Top Bracket Bolts To Water Neck, Bracket Set
TRA9317	TRA8517	1976-86, LWP, Top Bracket Bolts to Intake Manifold, Bracket Set
<b>Big Block Chevy 396-454</b>		
TRA9581	TRA8581	1965-68, SWP, Top Bracket
TRA9502	—	1965-68 SWP Bottom Bracket
TRA9318	TRA8518	1969-Up, LWP, Top Bracket
TRA9638	TRA8538	1969-Up, LWP, Bottom Bracket

Note: SWP = Short Water Pump. LWP = Long Water Pump.

## OEM-Style Powder-Coated Steel Pulleys for Chevy V8

Trans-Dapt has chosen the most popular diameter Chevrolet pulleys and applied a beautiful satin black powder-coated finish. In some instances, the stock accessories may not run at the exact speed as originally designed.



TRA8601

Part No.	Description	Pump Style	Diameter
<b>1955-68 Small Block Chevy</b>			
TRA8600	Water Pump, 1 Groove	SWP	7.1"
TRA8601	Water Pump, 2 Groove	SWP	6.4"
TRA8602	Crankshaft, 1 Groove	SWP	6.8"
TRA8603	Crankshaft, 2 Groove	SWP	7.3"
<b>1969-85 Small Block Chevy</b>			
TRA8604	Water Pump, 1 Groove	LWP	6.3"
<b>1965-68 Big Block Chevy</b>			
TRA8615	Water Pump, 2 Groove	SWP	6.3"
TRA8616	Crankshaft, 2 Groove	SWP	7.6"
TRA8623	Water Pump, 2 Groove	LWP	6.3"
TRA8624	Crankshaft, 3 Groove	LWP	7.8"

## Chrome Pulleys

Part No.	Description	Pump Style	Diameter
<b>283-350 Small Block Chevy</b>			
TRA9600	Water Pump, Single Groove	SWP	7.1"
TRA9601	Water Pump, Double Groove	SWP	6.4"
TRA9603	Crankshaft, Double Groove	SWP	7.3"
TRA9604	Water Pump, Single Groove	LWP	6.3"
TRA9605	Water Pump, Double Groove	LWP	6.3"
TRA9607	Crankshaft, Double Groove	LWP	6.9"
<b>396-454 Big Block Chevy</b>			
TRA9815	Water Pump, Double Groove	SWP	6.3"
TRA9816	Crankshaft, Double Groove	SWP	7.6"
TRA9723	Water Pump, Double Groove	LWP	6.3"



TRA9600



TRA9815







## Aluminum Pulleys

Manufactured from 356 alloy. Water pump pulleys include bolts.



TRA9479

Part No.	Description	Pump Style	Diameter
<b>283-350 Small Block Chevy</b>			
TRA9478	Water Pump, Single Groove	SWP	5.6"
TRA9479	Water Pump, Double Groove	SWP	6.6"
TRA9480	Crankshaft, Single Groove	SWP	6.6"
TRA9481	Crankshaft, Double Groove	SWP	6.6"
TRA9482	Water Pump, Single Groove	LWP	6.6"
TRA9483	Water Pump, Double Groove	LWP	6.6"
TRA9484	Crankshaft, Single Groove	LWP	6.6"
TRA9485	Crankshaft, Double Groove	LWP	6.6"
TRA9486	Crankshaft, Triple Groove	LWP	6.6"

## Ignition Accessories

### Coil Accessories

Chrome-plated dress-up accessories fit most cylindrical automotive coils. Easy bolt-on installation.



TRA9648

Part No.	Description
TRA9366	Chrome Coil Holder, GM-Type Stand-up
TRA9648	Chrome Coil Bracket Only

## Pro-Style Spark Plug

### Wire Separators

#### TRA9576

Durable heat-resistant plastic. For 7 or 8.5mm wires. Each set includes two 2-hole, two 3-hole, and two 4-hole separators. Chrome-plated finish.



## Air Cleaner and Fuel System Accessories

### Air Cleaner Risers

Raises air cleaner base where throttle linkage clearance is a concern. Fits all carburetors with 5-1/8" diameter neck.



Part No.	Description
TRA2378	1/2" Tall
TRA2379	1" Tall
TRA2326	1-1/2" Tall
TRA2380	2" Tall

## Holley Chrome Fuel Lines

Tubes are bent on a single plane for precise fit to the carb. The 3/8" diameter tubing provides excellent fuel flow. Drilled and tapped with 1/8"NPT threads (plug included) for fuel pressure gauge.



Part No.	Description
TRA2197	Holley Quad, 9-5/16" Centers
TRA2198	Holley Quad Model 3310, 8-21/32" Centers

## Fuel Filters



TRA9245



TRA9177

Clear/chrome filter has a replaceable element. Chrome filter is disposable.

Part No.	Description
TRA9177	Chrome Fuel Filter, 3/8" Inlet/Outlet
TRA9245	Clear/Chrome Fuel Filter, 3/8" Inlet/Outlet

## Fuel Pump Block-Off Plates

Chrome-plated steel fuel pump block-off plates cover the stock fuel pump openings. Gasket included. Small and big block Chevy V8.



Part No.	Description
TRA2057	283-400 Small Block Chevy
TRA2058	396-454 Big Block Chevy, V6's and Others with 1-3/4" Centers

## Fuel Pump Mounting Plate


### TRA2310

Improve the looks of the fuel pump on small block Chevys with a chrome mounting plate. Complete with gasket.



## Carburetor Linkage Plate

Prevent accelerator cable binding and linkage hassles with a chromed steel carburetor linkage plate for Holley carburetors. Small bracket for GM cable is included. TRA2334 bracket for Morse cable is available separately.



Part No.	Description
TRA2333	Holley And AFB Carb Linkage Plate
TRA2334	Morse Cable Bracket For Carb Linkage Plate

## Carb Mounted Linkage Brackets

Precisely stamped, chrome-plated brackets attach to carburetor and secure the throttle linkage. Brackets are available to accept GM throttle and transmission kickdown cables.



Part No.	Description
TRA9619	Carb Linkage Bracket
TRA9620	Carb Linkage Bracket for Auto Trans. Applications

## Throttle Return Spring Bracket

### TRA2291

Chrome-plated carb spring bracket is a convenient way to hook up the throttle return spring.



### Carb Mount Throttle Return Kit

#### TRA2083

Throttle return spring kit mounts directly to the carburetor. Fits Holley 2300 and 2305 series 2bbl carbs or 4150 and 4160 4bbl. carbs on any engine. Bracket is chrome plated and both heavy and light spring sets are included.



### Chrome Engine Accessories



TRA9514


TRA9515

Part No.	Description
TRA9514	Chrome 1/2" NPT Water Pump Fitting for 3/4" Hose
TRA9515	Chrome 1/2" NPT Intake Manifold Fitting for 5/8" Hose

### Plastic "Carb Hat" Carburetor Cover

#### TRA2012

Keep dirt and contaminants out of carburetors during storage and down time. Fits carbs with 5-1/8" necks.




### Carburetor Adapters

#### Holley 4-Barrel Carb to Quadrajet Manifold


#### TRA2066

Holley carburetor to Quadrajet manifold. The finest quality die cast aluminum. Open plenum for maximum efficiency.



#### 4-Barrel Carburetor to 2-Barrel Manifold

Adapts 4bbl carburetor to 4-bolt 2bbl manifold.




Part No.	Description
TRA2065	Holley/AFB 4bbl to Holley 2bbl, Cast Aluminum
TRA3223	Holley/AFB 4bbl to Holley 2bbl, Billet Aluminum

#### 4-Barrel Carburetor Tapered Port Adapter

#### TRA2064


Large and medium-base 1-11/16" port Holley or AFB 4-barrel carburetor to smaller base 1-7/16" port 4bbl manifolds.



#### 2-Barrel Carburetor to Quadrajet Manifold

#### TRA2087


Adapts any Holley and Rochester 2bbl carburetor (except Varajet & Dualjet) to Quadrajet manifold base.



#### Large 2-Barrel Carburetor To Small 2-Barrel Manifold

#### TRA2086


Adapts the large 350-500 CFM Holley 2bbl. carburetor to any Rochester 4-bolt manifold base.



#### Holley 4-Barrel to Q-Jet Manifold


#### TRA2034

Mounts Holley, AFB 4bbl carburetors to Quadrajet manifold. Cast aluminum and ported for PCV.



#### Carburetor Spacers

Precision-cast aluminum spacers fit both Holley and AFB carburetors except TRA3213 (Quadrajet).



Part No.	Description
TRA2081	2" Holley/AFB Spacer, Open
TRA2084	1" Holley/AFB Spacer, Open
TRA2103	1" Holley/AFB Spacer, with PCV Fitting, Open

TRA2081

#### Carburetor Stud Kits

Includes (4) studs, (4) nuts, and (4) washers. Threads are 5/16" fine on one end and 5/16" coarse on the other.



Part No.	Description
TRA2046	1-3/8" Carb. Stud Kit, (4) 5/16" Coarse and Fine Threads
TRA2047	2" Carb. Stud Kit, (4) 5/16" Coarse and Fine Threads
TRA2106	3" Carb. Stud Kit, (4) 5/16" Coarse and Fine Threads

## Remote Oil Filter Adapters and Accessories

### Spin-On Oil Filter Adapters

Convert 1956-67 Chevrolet (except Chevy II) V8 engines with canister-style oil filter to a spin-on oil filter.



TRA1024

Part No.	Description
TRA1024	3/4"-16 Nipple, Accepts Fram PH-8A or HP1, Ford Filters
TRA1059	13/16"-16 Nipple, Accepts Fram PH-30 (Chevy Filters), Requires the Use of the OEM By-Pass Valve

### Spin-On Oil Filter

#### Bypass Adapters

Spin-on oil filter bypass adapters install in place of the stock oil filter and accept lines for remote mounting of filter. Inlet and outlet are 1/2" NPT.



Part No.	Description
TRA1013	Ford V8, V6, L6, Chrysler V8, Slant 6, Imports 3/4"-16 Threads, 2-1/2" I.D. and 2-3/4" O.D. O-Ring
TRA1022	SB/BB Chevy V8, 13/16"-16 Threads, 3-3/16" I.D. and 3-7/16" O.D. O-Ring

### 90° Oil Filter Bypass Adapter

#### TRA1413

90° inlet and outlet oil bypass adapter works in really tight confines at the block when adding a remote filter system or engine oil cooler. Inlet and outlet are 1/2" NPT. Fits Ford V8, V6, L6, Chrysler V8 and Slant 6. 3/4"-16 threads. Measurements are 2-1/2" I.D. and 2-3/4" O.D. with an O-ring.



### Remote Oil Filter Brackets

Cast aluminum. Inlet and outlet are 1/2" NPT. Brackets accept a single Fram PH8A oil filter.



TRA1028

Part No.	Description
TRA1028	Vertical Inlet and Outlet
TRA1045	Horizontal Inlets and Outlets

### Oil Filter Relocation Kits

Each TD Performance Oil Filter Relocation Kit includes an oil filter bypass adapter, a remote oil filter bracket with 1/2" NPT threads inlet and outlet, two fully assembled 30" neoprene hoses with fittings, mounting hardware, and instructions. All relocation kit remote filter brackets accept single 3/4"-16 spin-on filters such as Fram PH8A or HP1.



TRA1122

Part No.	Description
TRA1113	Ford V8, V6, L6, Chrysler V8, Slant 6, Imports 3/4"-16 Threads, 2-1/2" I.D. and 2-3/4" O.D. O-Ring
TRA1122	SB/BB Chevy V8, 13/16"-16 Threads, 3-3/16" I.D. and 3-7/16" O.D. O-Ring

## Engine Tilter

### TRA9099

Unique tool will save time and make it easier to position an engine into a chassis. Tilter weighs only 14 pounds but is rated at 1200 pounds, making it safe to use with most engines. Engine Tilter is to be used with an engine hoist and includes the attaching link and four 20" chains.



## Engine Swap Mounts

### LS-Based Swap-in-a-Box Kits

Make your LS swap go smoother with less trial-and-error by using aftermarket components that work together. Engine swap in a box kits do just that. Each of the member companies of the Hedman Performance Group is an engine swap specialist in their product field. Now, Hedman, Trans-Dapt, and Hamburger's Performance have combined R&D forces to create their "Engine Swap-in-a-Box" kits. Each kit comes complete with a special engine swap oil pan and pickup, a full set of engine swap mounts and pads, a complete set of engine swap headers with gaskets and mounting hardware, and select kits also include a transmission crossmember and mount pad.



#### Header Finish

Application	Trans.	Uncoated	HTC Silver Ceramic	Black Maxx Black Ceramic	Tube Dia.
<b>Mild Steel Headers</b>					
1967-69 GM F-Body (Camaro, Firebird)	Automatic	TRA42011	TRA42012	-	1-3/4"
1968-74 GM X-Body (Nova, Ventura)	Manual	-	TRA42015	-	1-3/4"
1970-74 GM F-Body (Camaro, Firebird)	Manual	TRA42024	-	-	1-3/4"
1975-81 GM F-Body (Camaro, Firebird)	Automatic	TRA42031	-	-	1-3/4"
1964-67 GM A-Body (Chevelle, Malibu, El Camino)	Manual/Automatic	TRA42921	TRA42022	-	1-1/2"
1978-88 GM A/G-Body (Monte Carlo, El Camino, Cutlass, Regal, Grand Prix)	Manual/Automatic	TRA48061	TRA48062	TRA48063	1-3/4"
1967-72 2WD Chevy/GMC C10/C15 Trucks and SUVs	Manual/Automatic	TRA42041	TRA42042	-	1-3/4"
1973-91 Chevy/GMC C10/C15 Trucks and SUVs	Manual/Automatic	TRA42051	-	-	1-3/4"
1982-04 Chevy/GMC S10/S15 Trucks and SUVs	Manual/Automatic	TRA42161	TRA42162	-	1-1/2"
<b>Stainless Steel Headers</b>					
1967-69 GM F-Body (Camaro, Firebird, Trans-Am)	Automatic	-	-	-	1-3/4"
	Manual	-	TRA42215	-	1-3/4"
1967-72 Chevy/GMC C10 & C20 Pickups	Automatic	-	TRA42242	TRA42243	1-3/4"
1973-87 Chevy/GMC C10 & C20 Pickups	Automatic	TRA42251	-	-	1-3/4"

## LS1/Vortec Motor Mounts

Use these mounts to install a modern LS1/Vortec 4.8, 5.3, or 6.0L V8 into vehicles set up for traditional small block Chevy V8.



Part No.	Description
<b>TRA4582</b>	Sets Engine in Stock SB Chevy Location Polyurethane Mounts
<b>TRA4592</b>	Sets Engine in Stock SB Chevy Location Rubber Mounts
<b>TRA4595</b>	Sets Engine 1" behind Stock SB Chevy Location Rubber Mounts

## Engine Swap Adapters

Some welding or cutting may be required with these engine and transmission components, but most of the difficult engineering has already been performed...and the mounts work!



Part No.	Description
<b>TRA4145</b>	Adapts Small Block Ford 289, 302, 351W into 1953-64 Ford Pickup
<b>TRA4195</b>	Adapts 1958-Up Small and Big Block Chevy V8 Into 1955-57 Chevy Car
<b>TRA4196</b>	Adapts 1958-Up Small And Big Block Chevy V8 Into 1949-54 Chevy Car
<b>TRA4771</b>	Adapts 1958-Up Small And Big Block Chevy V8 Into 1955-59 Chevy Pickup
<b>TRA4810</b>	Universal Tubular Motor Mount. Installs Small or Big Block Chevy V8 into Frame Rails That Are 24" to 37" Wide. Uses 1962-70 Chevy Stock Rubber Mounts
<b>TRA9314</b>	Replacement Biscuit-Style Motor Mount Pads for TRA4145 and TRA4771

TRA4145

## Engine Swap Mount Kits for Chevy C10 Trucks

Skip the guesswork and custom welding with TransDapt LS engine mounting kits. Built with black powder-coated steel and heavy-duty polyurethane bushings, engine mounting kits include the mounting brackets and installation hardware needed to fit a LS engine into 1967-72 and 1972-87 Chevy C10 trucks. Compatible with manual or automatic transmissions. Add the transmission mounting kit for 1967-72 Chevy C10 trucks to make the swap even easier!



TRA4204

Part No.	Description
<b>TRA4204</b>	LS Engine Swap Mount Kit for 1967-72 Chevy C10
<b>TRA4205</b>	LS Engine Swap Mount Kit for 1973-87 Chevy C10
<b>TRA6420</b>	LS Engine Swap Transmission Mounting Kit for 1967-72 Chevy C10

## LS Engine Swap Mounting Kits for 1978-88 GM A- and G-Body Cars

Hand welded and black powder coated steel brackets with rubber bushings make it easier to install a LS engine in 1978-87 A-Body and G-Body cars like the Cutlass, El Camino, Grand Prix, and Regal, or the 1978-88 Monte Carlo. Kits include Grade 8 fasteners and hardware. Transmission crossmember kit works with GM T56, TH400, and 4L60/65/70/80 transmissions. A cross-member adapter bracket is required for non-200R4 equipped vehicles.

Part No.	Description
<b>TRA4206</b>	LS Engine Swap Mounting Kit for 1978-88 GM A/G-Body Cars
<b>TRA6422</b>	Transmission Crossmember Kit for 1978-88 GM A/G-Body Cars
<b>TRA6423</b>	Crossmember Adapter Bracket for Non-200R4 Equipped Vehicles.

## LS Engine Swap Mounting Kits for 1978-88 GM A- and G-Body Cars

Hand-welded and black powder-coated steel brackets with rubber bushings make it easier to install an LS engine in 1978-87 A-Body and G-Body cars like the Cutlass, El Camino, Grand Prix, and Regal, or the 1978-88 Monte Carlo. Kits include Grade 8 fasteners and hardware. Transmission crossmember kit works with GM T56, TH400, and 4L60/65/70/80 transmissions. A cross-member adapter bracket is required for non-200R4 equipped vehicles.



Part No.	Description
<b>TRA4206</b>	LS Engine Swap Mounting Kit for 1978-88 GM A/G-Body Cars
<b>TRA6422</b>	Transmission Crossmember Kit for 1978-88 GM A/G-Body Cars

## Universal Street Rod "Bushing Style" Engine Mounts

### TRA4500

For small block Chevy 283-350 and big block Chevy 396-502. The proper way to mount an engine. Bushing mounts eliminate rocking which can cause serious sheet metal damage when a V8 is installed in close quarters, like under a Model A hood, for example. Mounts are first bolted to engine, measure between frame rails, trim the frame mount to fit and then weld to frame rails.



## Universal Street Rod "Biscuit-Style" Engine Mounts

Mounts use early Ford V8 style rubber biscuit and through-bolt assemblies for a simple, straight-forward means of mounting modern V8s. Biscuit-style mounts also limit engine movement or "rocking." Bolt mounts to engine, measure distance to frame rails, adjust and either weld or bolt in.



TRA4505

TRA4506

Weld-In	Bolt-In	Description
<b>TRA4505</b>	<b>TRA4508</b>	Small Block Chevy 283-350 and Big Block Chevy 396-502
<b>TRA4506</b>	-	Chevy/GM LS1/LS6/Vortec 4.8, 5.3, 6.0L

## Universal Transmission Crossmembers

Crossmembers require some welding. Fits frame widths of 26" to 36" between frame rails.



TRA6559


Part No.	Description
<b>TRA6549</b>	700R4, 4160E, T56 3" Drop Polyurethane Pads
<b>TRA4539</b>	3" Drop, No Pads
<b>TRA6559</b>	700-R4, 4L60E, T56, 3" Drop, Rubber Pads
<b>TRA6420</b>	1967-72 Chevy C10/C15 LS Engine Swap Transmission Mount
<b>TRA6422</b>	1978-88 GM A-/G-Body Cars (T56, TH400, 4L60/65/70/80)



## Wheel Accessories Disc Brake Spacers

### TRA4082

These universal wheel spacers are helpful in gaining sufficient disc brake clearance with custom wheels. Five-hole spacers are 1/4" thick and include 4-1/2", 4-3/4", and 5" bolt circles. Sold in pairs.



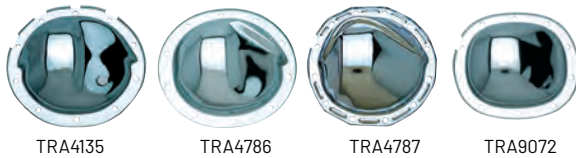
## Billet Aluminum Wheel Adapters and Spacers

Heavy-duty 6061-T6 billet aluminum adapters are 1-1/4" thick, 7" diameter, and have radiused edges for reduced stress. Include installed press-in studs and zinc-plated open-end lug nuts. Sold per pair. Billet aluminum 1/8" thick spacers are available as well.



Part No.	Description
<b>Adapters</b>	
TRA3608	5 x 4.5" Vehicle Hub, 5 x 4.75" Wheel
TRA3610	5 x 4.75" Vehicle Hub, 5 x 4.5" Wheel
TRA3616	5 x 5.5" Vehicle Hub, 5 x 4.5" Wheel
TRA3617	5 x 5.5" Vehicle Hub, 5 x 4.75" Wheel
<b>Spacers</b>	
TRA3607	5 x 4.5" Vehicle Hub, 5 x 4.5" Wheel
TRA3611	5 x 4.75" Vehicle Hub, 5 x 4.75" Wheel

## Chrome Differential Covers



Add a show-winning appearance with a brilliant chrome-plated differential cover. Purchase cover only or as a kit, complete with bolts and gasket.

Application	Chrome Cover Only Part No.	Chrome Cover Kit Part No.
<b>Ford</b>		
1979-03 Mustang/Capri, 7.5" Ring Gear	—	TRA9044
1986-93 Mustang/Capri, 8.8" Ring Gear	TRA9465	TRA9045
<b>GM</b>		
1964-72 A/F-Body, 10-Bolt, 8.2" Ring Gear	TRA4786	TRA8780
1964-72 A/F/X-Body, 12-Bolt, 8-7/8" Ring Gear	TRA4787	—
1964-77 A/F-Body, 10-Bolt, 8.5" Ring Gear	TRA4135	TRA9037
1982-92 F-Body, 10-Bolt, 7.5"/7.6" Ring Gear	TRA9072	TRA8786
1982-92 F-Body, 8.5" Ring Gear	TRA4135	TRA9037



## Billet Aluminum Carburetor Spacers

Spacers and adapters draw in more air from the carburetor and improve throttle response. Include gaskets and installation hardware.



Part No.	Description
TRA3211	1" Tall, Holley/AFB Torque-Flow Spacer, Ported
TRA3212	2" Tall, Holley/AFB Torque-Flow Spacer, Ported



## Oil Filter Relocation Units

True double filtering of engine oil with ultra-high flow. Gain cleaner engine oil and added capacity with these remote mount billet aluminum filter bases. -12AN ports. Single filters have 1/8"NPT auxiliary port and dual ports have -8 auxiliary port.



Part No.	Description
TRA3300	Single Filter Base for PH8A Filter or Equivalent
TRA3301	Single Filter Base for HP6 Filter or Equivalent

## Spin-On Oil Filter Bypass Adapters

Part No.	Description
TRA3320	Ford with 3/4"-16 Threads and 2-1/2" I.D., 2-3/4" O.D. O-Ring, (PH8A Filter or Equivalent)
TRA3321	SB/BB Chevy with 13/16"-16 Threads and 3-3/16" I.D., 3-7/16" O.D. O-Ring



## Street Performance Plus Wet Sump Oil Pan

### TRA0168

Fits 1955-79 small block Chevy 283-400 engines with driver's side dipstick and most production chassis. Will not fit 1962-67 Chevy II, some early Chevelles and V8 Vega/Monza. Features a 8" rear sump depth, 7-quart capacity (including filter), and uses the stock oil pump. TRA2508 pickup included.



## LS Swap Oil Pan/Filter Kits

The engine oil filter mounting boss is in the oil pan of the LS engine. Many applications will not allow use of the factory LS oil pan, requiring relocation of the oil filter. These kits include a rear-ump oil pan with pickup, gaskets, and bolts, a remote filter base, oil lines, filter nipple, and 90° -10AN fittings. Available with single- or double-filter options.



Capacity (quarts)	Finish	Baffled	Sump Dimensions (W x L)	Single Filter Vertical Port	Single Filter Horizontal Port
<b>1967-68 F-Body, 1965-72 Chevelle, 1968-72 X-Body</b>					
7	Black	Y	10-3/8" x 8-3/8"	—	TRA0181
<b>1982-2004 S10/Blazer, Early Model GM Cars/Trucks</b>					
5	Red	N	8-1/4" x 7"	TRA0175	—



## Super Starter

With 3.75:1 gear reduction the Super Starter produces 50% more torque than stock units and is 35% smaller to allow more oil pan and header clearance. All electrical connections are silicone coated and armature is epoxy encapsulated. Gaskets and seals are used throughout for corrosion protection. Super Starters weigh in at just 11 pounds. Severe-Duty Super Starters, recommended when using a 450 CID or larger high-compression engine, have 43% more cranking power and are only one inch longer and one pound heavier.



Part No.	Description
TIL54-40001	Chevrolet V8, Severe-Duty
TIL54-40013	Ford 289, 302, 351W, 351M, 351C, 400M, FE 390, 427, 428, All with Auto 400M, FE 390, 427, 428 All gith Std., Severe-Duty
TIL54-40014	Ford 429, 460, Severe-Duty



## Exhaust Insulation

Thermo-Tec Header Wrap is an easy way to turn engine heat into a winning edge. Wrapping headers with Thermo Tec helps keep exhaust heat away from engine and reduces underhood temperatures. Keeping the heat in exhaust pipes promotes better scavenging and helps keep the incoming air/fuel mixture cool. Installs easily with optional stainless steel snap straps or standard hose clamps.

Part No.	Description
<b>Natural Color Wrap</b>	
THE11001	1" x 1/16" x 50'L
THE11002	2" x 1/16" x 50'L
THE11003	2" x 1/16" x 100'L
THE11151	1" x 1/16" x 15'L
THE11152	2" x 1/16" x 15'L
<b>Black Color Wrap</b>	
THE11021	1" x 1/16" x 50'L
THE11022	2" x 1/16" x 50'L
THE11023	1" x 1/16" x 100'L
THE11153	1" x 1/16" x 15'L
THE11154	2" x 1/16" x 15'L
<b>Copper Color Wrap</b>	
THE11031	1" x 1/16", 50'L
THE11032	2" x 1/16", 50'L



## Platinum Exhaust Wrap

### THE11062

The exclusive hybrid construction features thermal conduction technology that reduces underhood temperatures and adds engine horsepower. Withstands radiant heat up to 2000°F. 2" x 50' roll.



## Exhaust Insulating Wrap Kits

All-in-one package includes exhaust insulating wrap, high-heat coating and snap strap. Available in black or original with two sizes; 4-cylinder or 6-8 cylinder applications.



Part No.	Description
THE19122	Black Color, 4-Cylinder Applications
THE19222	Black Color, 6-8 Cylinder Applications

## Hi-Heat Coating

Coating will protect exhaust wrap from abrasion and harmful liquid spills. Extra resins and binders toughen the surface of the wrap and protect it from friction. 11-oz. spray can.



Part No.	Description
THE12001	Black
THE12002	Aluminum
THE12003	Copper

## Heavy-Duty Spray Adhesive


### THE12005

Heavy-duty spray adhesive is the answer when you need a quick-drying, long-lasting spray adhesive in a high-temperature application. Extra-strong contact-style adhesive sets quickly, lasts even in high-temperature situations. Comes in a large 16-oz. spray can.



## Snap Strap

Narrow width stainless steel straps are pre-cut with the multi-lock already attached. Just insert the end and pull to tighten. Available in individual sizes of 9" and 18", and in kits for V6 or V8 use.



Part No.	Description
THE13101	V8 Snap Strap Kit, (8) 9", (4) 18"
THE13105	V6 Snap Strap Kit, (6) 9", (4) 18"
THE13150	9" Straps, 12-Pack
THE13160	18" Straps, 6-Pack



## Starter Heat Shield

### THE14150

Prevent exhaust heat from disabling the starter with the Thermo-Tec starter heat shield. Strap-on heat barrier reflects over 90% of the exhaust heat. Kits cover the starter and solenoid on all GM, Ford, and Chrysler applications. Shield is fashioned from high-silica fiber with an attractive aluminized finish.



## Battery Heat Wrap Barrier Kit

### THE13200

Battery Wrap is a combination of materials designed to provide the ultimate in protection from battery-destroying heat and vibration. The black felt material is treated with a propriety material that neutralizes acid.

The heat barrier is made up of woven silica with a flexible aluminized finish. The highly reflective surface of this material is capable of withstanding radiant temperatures in excess of 2000°F.



## Cool-It Plug Wire Sleeves™

The double-wall construction keeps the wire and boot cooler in a high-temperature engine; withstands conductive heat up to 750°F. The universal size fits most boots, is easy to install, and most important, it is nonflammable.



Part No.	Description
THE14260	Natural, 4 Pack
THE14262	Black, 4 Pack

## Ignition/Plug Wire Slewing

### THE14040

High-temperature slewing can be used for ignition wires, spark plug wires, and even fuel lines to prevent vapor lock. The slewing is highly flexible, expandable, and abrasion resistant. Made with braided e-glass silica insulation, silicone outer surface is good for temperature protection up to 500°F. 3/8" x 25'.



## Heat Sleeve

New silicone-coated fiberglass fire sleeving protects wires, cables and hoses from high temperature, liquid spills and occasional exposure to flame. Heat sleeves are capable of continuous protection to 500°F and short-term exposure through 2200°F.



Part No.	Description	Color	Part No.	Description	Color
THE18050	1/2" x 3'	Black	THE18050-10	1/2" x 10'	Black
THE18051	1/2" x 3'	Silver	THE18051-10	1/2" x 10'	Silver
THE18075	3/4" x 3'	Black	THE18075-10	3/4" x 10'	Black
THE18076	3/4" x 3'	Silver	THE18076-10	3/4" x 10'	Silver
THE18100	1" x 3'	Black	THE18100-10	1" x 10'	Black
THE18101	1" x 3'	Silver			

## Express Sleeve™

Express Sleeves provide the great protection of a combination of a high-temperature fabric laminated to a highly reflective Mylar foil, plus the convenience of hook-and-loop closure. You get ultra-lightweight protection for hoses and wires. They are also fireproof and oil resistant.



Part No.	Description
THE14030	1/2 -1" Dia. x 3'
THE14031	1/2 -1" Dia. x 12'
THE14035	1-1/2" Dia. x 3'
THE14035-50	1-1/2" Dia. x 50'
THE14036	1-1/2" Dia. x 12'

## Thermo-Sleeve

Specifically designed to reflect heat from wires or hoses. Protects from both radiant and conductive heat. Flexible sleeving is made of a high temperature fabric laminated to a highly reflective foil. Available in sizes from 1/2" to 2-1/2" and sold in 3-foot lengths.

Part No.	Description
THE17062	5/8" x 3', Silver
THE17075	3/4" x 3', Silver
THE17100	1" x 3', Silver
THE17150	1-1/2" x 3', Silver
THE17300	3" x 3', Silver



## Thermo-Flex

Thermo-Flex heat shield is a composite material with unlimited uses. The material provides abrasion resistance, thermal insulation, and physical containment of hose and wiring.



Part No.	Description
THE17062	5/8" x 3', Silver
THE17075	3/4" x 3', Silver
THE17100	1" x 3', Silver
THE17150	1-1/2" x 3', Silver
THE17300	3" x 3', Silver

## Thermo-Shield Tape

Aluminized adhesive backed tape is great for wrapping the hoses and wires you don't want to remove. Reflects radiant heat up to 2000°F.



Part No.	Description
THE13995	2" x 50'
THE14002	1-1/2" x 15'





## Thermo-Tec Acoustical Products

Designed to dampen road and engine noise, abrasion and tear-resistant 70-mil thick mats are made of high-density polyethylene film with an aluminum foil composite and adhesive backing. Cut to size, peel the backing, press in place, and remove air bubbles with the Mat Roller (available separately). Dampens road and engine noises.

**Super Sonic Acoustical Mat** with gray film has great structural integrity. It will bend, flex, and return to shape under tensional forces. Available in three sizes.


**The Suppressor** is an ideal mat for sound and heat control. Perfect for floorboards, doors, and firewalls.



Part No.	Description
<b>Super Sonic Mat</b>	
THE14710	36" x 24"
THE14720	36" x 60"
THE14800	Mat Roller
<b>The Suppressor</b>	
THE14600	12" x 12" (2-Pcs.)
THE14610	36" x 24"
THE14620	36" x 60"
THE14800	Mat Roller

## Cool-It Insulating Mat


Use the Cool-It Mat to counter excessive heat and noise that penetrates the driver's compartment through firewalls and floorboards. It is also perfect for use in doors, under hoods, and above transmission housings.



Part No.	Description
THE14100	24" x 48"
THE14110	48" x 48"
THE12005	Heavy-Duty, Spray Adhesive, 16 Oz.

## Thermo-Guard FR

Thermo-Guard FR offers the best in heat and sound insulation. This lightweight, durable shield does everything: reduces sound, absorbs vibration, protects from radiant heat, and provides an extra layer of insulating padding. The product features 100% synthetic fiber felt that provides sound and comfort control and a high-tech foil heat barrier that blocks more than 90% of radiant heat.




Part No.	Description
THE14120	48" x 72", One-Sided Foil
THE14125	48" x 72", Two-Sided Foil
THE14130	24" x 48", One-Sided Foil
THE12005	Heavy Duty Spray Adhesive, 16-oz.

## Aluminized Heat Barrier


### THE14001

Versatile aluminized heat barrier may be installed either fabric or metallic side up. The fabric side can handle temperatures from 350-1,200°F, while the reflective metallic surface can endure temperatures up to 2,000°F. Sold in 36" x 40" sheets, barrier may be installed using adhesive or rivets with back-up washers.



## Competition Floor Insulating Mats

Designed with the racer in mind, the Competition Floor Insulating Mat (Heat Terminator) is made of the highest quality insulating materials available. The mat is made with a highly textured aluminum composite surface on one side, with a high-temperature silica felt center and a durable Mylar facing.




Part No.	Description
THE16510	8" x 12"
THE16530	18" x 18"
THE16540	18" x 24"

## Kevlar Heat Barrier


### THE16850

The Kevlar Heat Barrier is made from Kevlar with a Mylar finish. Product can withstand up to 3,000°F of radiant heat and can withstand direct contact up to 1,100°F. Can be installed using standard rivets with a backup washer or weather-strip adhesive. Clamps or straps, such as Thermo-Tec's Snap Strap, can be used to hold the blanket in place for manifolds or exhaust systems. For use as a heat shield on the undercarriage, above the exhaust, the material should also be held in place by fasteners. Size is 26" x 40".



## Adhesive-Backed Heat Barrier

Composite material applies to any surface or may be wrapped around hoses or wires to protect from 2,000°F+ radiant temperatures. Available in four sizes.




Part No.	Description
THE13500	12" x 12"
THE13575	12" x 24"
THE13585	24" x 36"
THE13590	24" x 48"

## Seam Tape

### THE13997

Puncture-proof, tear-resistant tape works great for taping seams of sound and heat barrier insulation products. Two-layer, flame-retardant aluminum foil is backed by a pressure-sensitive acrylic adhesive. Packaged: 2" x 30' roll.







## Rogue Series Heat Shields Turbo Covers / Kits

The Rogue clamp-on heat shields are manufactured from a pulverized lava rock called basalt to create a high-tech carbon fiber or ricochet appearance which is capable of withstanding up to 1,800°F direct, continuous contact, providing the ultimate in protection. Made in USA.



THE11500

Part No.	Description
<b>Clamp-On Heat Shield</b>	
<b>THE11500</b>	Rogue Clamp-On Heat Shield, 3.75" x 11.75", Ricochet Black
<b>THE11550</b>	Rogue Clamp-On Heat Shield, 3.75" x 11.75", Carbon Fiber Black
<b>THE11675</b>	12" x 6" Shield
<b>Turbo Covers</b>	
<b>THE15004</b>	Kit Fits T3, T4 and T5
<b>THE15073</b>	Rogue T3 Turbo Cover, Includes Wire for Easy Installation, Ricochet Black Cover Only
<b>THE15074</b>	Rogue T4 Turbo Cover, Includes Wire for Easy Installation, Ricochet Black Cover Only

# TREMEC<sup>®</sup>

## TRANSMISSIONS

### TKO 5-Speed Manual Transmissions

The TKO transmissions use 4615 alloy steel gears, larger diameter output shafts, and new, one-piece countershafts to withstand 500-600 lb.-ft. of torque. Available with GM or Ford rear crossmember pattern and 3.27/.68, 2.87/.82 and 2.87/.64 first/fifth gear ratios. Transmissions include neutral safety switches, back-up light sensors, mechanical and electronic speedometer pick-ups, and billet short throw shifters. Tremec recommends GM Syncromesh or Royal Purple ROY01512 (3 quarts).



Part No.	Model	Torque Capacity	Input Spline	Output Spline	1st	2nd	3rd	4th	5th
<b>TRET CET18083</b>	GM TKO-500	500 lb-ft	26	31	3.27	1.97	1.34	1.00	.68
<b>TRET CET18084</b>	Ford TKO-600	600 lb-ft	26	31	2.87	1.89	1.28	1.00	.82
<b>TRET CET17722</b>	GM TKO-600	600 lb-ft	26	31	2.87	1.89	1.28	1.00	.82
<b>TRET CET17765</b>	Ford TKO-600	600 lb-ft	26	31	2.87	1.89	1.28	1.00	.64
<b>TRET CET17805</b>	GM TKO-600	600 lb-ft	26	31	2.87	1.89	1.28	1.00	.64

### T-56 Magnum 6-Speed Manual Transmission

The Tremec T-56 is the aftermarket version of the super stout six-speeds found in such super cars as the ZR1 Corvette and the ACR Viper. Capable of withstanding up to 700 lb-ft of torque, the T-56 provides crisp shifts and ease of use. Triple-cone synchronizers on first through 4th gears and double-cone synchronizers on fifth and sixth gears and reverse add up to accurate, smooth high-RPM shifts. Built-in provisions under the inspection cover even accommodate a mid-shift conversion. Tremec recommends Mobil 1 synthetic ATF.




Part No.	Model	Clutch	Speedo Drive	Input Spline	Output Spline	1st	2nd	3rd	4th	5th	6th
<b>TRETUET11009</b>	GM LS	Hydraulic	Mech & Electric	26	31	2.66	1.78	1.30	1.00	0.80	0.63
<b>TRETUET11012</b>	GM LS	Hydraulic	Mech & Electric	26	31	2.97	2.10	1.46	1.00	0.74	0.50
<b>TRETUET11010</b>	Ford Mod	Cable/Hydraulic	Mech & Electric	26	31	2.66	1.78	1.30	1.00	0.80	0.63

### T-5 5-Speed Manual Transmission

#### TRE1352-000-251

Compact and lightweight, yet durable enough to stand up to 500 lb-ft of torque. Well suited to a variety of applications including Mustangs, street rods, etc., the T-5 5-speed transmission offers smooth, easy operation and a deep, .63 overdrive. Bellhousing and proper transmission slip yoke must be purchased separately.

**Note:** Tremec recommends using Mobil 1 synthetic ATF.



Application	Engine	Torque Capacity	Clutch Type	Speedo Type	Input/Output Spline	Gear Ratio					Rev.
						1st	2nd	3rd	4th	5th	
Ford	5.0L	300 lb-ft	Hyd.	Elec.	10/28	2.95	1.94	1.34	1.00	.63	2.76

### TKO Transmission Accessories

Part No.	Description
TRE2606249	Reverse Light Switch Fits 5 Speeds
TRE30-360-1X	Mech. Speedo Plug Kit, Seals Mech. Speedo Opening When Elec. Speedo Is Used.



# Trick of Flow<sup>®</sup>

### Differential Covers

Manufactured from durable, cast A319 aluminum, differential covers incorporate bearing cap support studs to prevent cap movement and breakage, while maintaining proper pinion depth and backlash. Sold complete with required installation hardware.

Part No.	Description
TRFTFS-8510300	GM 8.2"/8.5"
TRFTFS-8510400	GM 7.5"
TRFTFS-8510500	Ford 8.8"



TRFTFS-8510300



### Superstreet Series SR-1 Synthetic Motor Oils

A unique combination of synthetic base oil technologies and proprietary additive systems formulated to outperform regular petroleum-based and synthetic oils. Increases horsepower and torque, improves fuel economy, and reduces engine temperatures, deposits, and oxidation. Outstanding wear reduction.



Description	1-Liter Bottle	Case of (12) 1-Liter Bottles
5W30	TRCA160530CE	TRCA160530C
10W30	—	TRCA161033C
10W40	—	TRCA161044C

### SR-5R 100% Synthetic Racing Oils with MPZ<sup>®</sup>

SR-5R offers the highest level of performance and protection for highly modified race engines. SR-5 utilizes Group IV/V synthetic base oil chemistries and additive technologies engineered to withstand extreme loads, constant severe temperatures, and maximum engine revolutions. Not formulated to meet current passenger car motor oil requirements. One-liter bottle.



Description	1-Liter Bottle	Case of (12) 1-Liter Bottles
0W20	—	TRCA150020C
5W30	TRCA150530CE	TRCA150530C
5W40	TRCA150540CE	TRCA150540C
5W50	—	TRCA150550C
20W50	—	TRCA152050C

### TR-1R Premium Blend Racing Oils With MPZ<sup>®</sup>

Torco TR-1 Racing Motor Oil is a blend of hydro-processed petroleum base stocks, polymers, and proprietary additives focused on superior performance and engine protection. An MPZ<sup>®</sup> fortified formula, it provides unequalled anti-wear properties and minimizes frictional losses for increased power. TR-1 protects against scuffing, galling, and metal transfer for longer engine life. One-liter bottle.



Description	1-Liter Bottle	Case of (12) 1-Liter Bottles
10W30	—	TRCA141030C
10W40	TRCA141040CE	TRCA141040C
20W50	TRCA142050CE	TRCA142050C

### SR-5 GDL Catalytic Converter Safe, High-Tech Street Motor Oil

Recommended for use in high-performance and highly modified street engines where an SAE 5W-30 or SAE 10W-30 is specified. Commonly used in all OEM's high-performance street engines, especially in high temperature conditions. Excellent choice for modern engines equipped with catalytic converter and oxygen sensor. Provides optimized ring seal and improved horsepower over other synthetic oils in the same viscosity grade. One-liter bottle.



Description	1-Liter Bottle	Case of (12) 1-Liter Bottles
5W-40	TRCA150544CE	TRCA150544C



### Racing Gear Oils/GL-6

RGO is formulated using highly refined petroleum base stocks and select additive systems to improve gear protection and high temperature stability. RGO carries a higher concentration of extreme pressure additives, anti-oxidation, anti-corrosion and anti-foam to prevent fluid degradation and extend life of all drive components. One-liter bottle.



Description	1-Liter Bottle	Case of (12) 1-Liter Bottles
80W90	TRCA248090CE	TRCA248090C
85W140	TRCA248514CE	TRCA248514C

### Synthetic Racing Gear Oils/GL-6

SGO will maximize power and efficiency and provide the highest level of gear protection under the most severe speed and load conditions. It is formulated using a combination of Group IV/V synthetic base oil chemistries and additive technologies. One liter bottle.



Description	1-Liter Bottle	Case of (12) 1-Liter Bottles
75W90	TRCA257590CE	TRCA257590C
75W140	TRCA257514CE	TRCA257514C

### Racing Transmission Fluid/API GL-6

RTF reduces parasitic drag for increased efficiency without compromising durability. It is recommended for manual transmissions, transaxles, and units where an SAE 75W90, 80W90, or 90 is specified. Also replaces SAE motor oil 10W30, 30, 10W40, or 40 where specified for transmissions. One-liter bottle.



Description	1-Liter Bottle	Case of (12) 1-Liter Bottles
75W90	TRCA220015CE	TRCA220015C

### Manual Transmission Fluid/API GL-4

Light-viscosity, low-friction oil has superior load carrying and wear protection properties. Recommended for manual transmissions, transaxles, and transfer cases where an ATF or GL-4 light viscosity oil specified. One-liter bottle.



Description	1-Liter Bottle	Case of (12) 1-Liter Bottles
75W90	TRCA200022CE	TRCA200022C

### ATF—Synthetic Automatic Transmission Fluid Mercon®/Dexron®

ATF Synthetic is specifically engineered for severe operating conditions encountered in racing, off-highway and highway use. Recommended for automatic and manual transmissions that specify Dexron® III (IIE/II) or Mercon® (M2-184A) rated ATF fluids. One-liter bottle.



Description	1-Liter Bottle
ATF	TRCA220085CE

### TBO Premium Break-In Oils

TBO break-in oils are perfectly blended to provide protection during initial start-up and break-in. Formulated with a high zinc (63% more than motor oil) for maximum protection. Allows rings to “seat” properly and provides engine flush prior to switching to oil of choice. One-liter bottles.



Description	1-Liter Bottle	Case of (12) 1-Liter Bottles
30W	TRCA100030CE	TRCA100030C
40W	TRCA100040CE	TRCA100040C

### Zinc-Enhanced Engine Protector (ZEP)

The new API SL and SM motor oils will not protect high-performance engines because “zinc”, the anti-wear chemical, is purposely removed. ZEP contains MPZ (moly, phosphorus, and zinc), friction fighting chemistry that adds wear protection back into motor oils. ZEP coats engine parts and protects them from dry starts, a leading cause of engine damage. 12-oz. bottle. Made for vehicles without catalytic converters.



Description	12-oz. Bottle	Case of (12) 12-oz. Bottles
SR-1	TRCA010033LE	TRCA010033L

### MPZ Engine Assembly Lube HP

MPZ Engine Assembly Lube stays in place, and will not run, migrate, or drip from cam lobes, lifters, pushrods, gears, and chains, protecting components during the critical break-in period.



5-oz. Tube	Case of (12) 5-oz. Tubes
TRCA380000QE	TRCA380000Q





### MPZ Engine Assembly Lube

MPZ is a concentrate of oil-soluble molybdenum, phosphorus, and zinc, fortified with polymers and a high-polarity phosphorous to create a magnetic attraction to metal. Use MPZ to pre-lube cylinders, pistons, wrist pins, cams, lifters, etc.



4-oz. Tube	Case of (12) 4-oz. Tubes
TRCA550055JE	TRCA550055J

12-oz. Bottle	Case of (12) 12-oz. Bottles
TRCA550055KE	TRCA550055K

### MPZ® Spray Lube

Allows the product to penetrate as it sets. Provides complete wear protection for cam shafts, rocker-arms, valve springs, push rods, and all other hard-to-reach pressure points to reduce frictional heat. Stays put—won't run, drip, or migrate.



Description	12-oz. Bottle	1 Case of (12) 12-oz. Bottles
MPZ	TRCA560000ME	TRCA560000M

### Limited Slip Friction Modifier

Formulated for use in limited slip and positraction differentials to reduce gear noise and clutch chatter. Using a 2%-6% treatment level, Type G is recommended for GM applications, while Type F is for use in Chrysler, Ford, Toyota, and all other vehicles. 4-oz. bottle.



Description	4-oz. Bottle	Case (12) 4-oz. Bottles
Type G	TRCAFM0010JE	TRCAFM0010J
Type F	TRCAFM0050JE	TRCAFM0050J

### Accelerator

A unique blend of additives that transforms the makeup of premium pump gas to closely resemble race fuel. Specialized fuel additive lowers end burn temperature, allowing fuel to burn more completely, while increasing horsepower. One can of Accelerator mixes with 10 gallons of 91 premium unleaded to provide a 102 octane race gas, or mix with 5 gallons of premium unleaded to deliver 105 octane. Will not harm sensitive O2 sensors or catalytic converters. 32-oz. can.



Description	32-oz. Can	Case of (6) 32-oz. Cans
Accelerator	TRCF500010TE	TRCF500010T



### Small Block Chevy Full-Length Headers

**TOC928-9000-06**

Performance full-length headers for small block Chevys fit 1962-67 Novas and '67-69 Camaro/Firebird with Total Cost Involved Front Clip. Coated headers feature 1-3/4" primary tubes, 3" collectors, and 3/8" laser-cut flanges. Will fit angle and straight-plug Chevy heads.



### SuperCool High-Flow Thermostats

These stainless steel high-flow thermostats feature an extra-large center port for increased flow, a bypass valve to ensure quick warm-up, and flow up to 56 gallons per minute.



Part No.	Description
TFS900160	1946-66 GM, 160°F
TFS900180	Ford, AMC, 180°F
TFS900195	Ford, AMC, 190°F
TFS910180	1953-80 Mopar, 180°F

### Water Pumps

Bright, chrome-plated pumps are all new and feature cast iron bodies, unless specified.



Part No.	Description
Chevy	
TFS1354NAS	Small Block, Short Water Pump
TFS1449NA	Small Block, Long Water Pump
TFS1494NA	Big Block, Short Water Pump
TFS1461NA	Big Block, Long Water Pump
Ford	
TFS1432A	Small Block, 1965-73 289, 302, 351 Passenger Side Inlet 5,440" Long, Aluminum Housing



## OE-Style As-Cast Replacement Water Pumps

Original equipment-style water pumps feature new castings that look factory original. Most are available with the SuperCool impeller that provides 30% more coolant flow to drastically reduce engine temperatures. Heavy-duty ball/roller bearings, center shaft and seals for maximum dependability. Includes stock hose connections, ports, and water pump gaskets.



Part No.	Description
<b>TFS1354N</b>	Small Block, Short Pump, SuperCool
<b>TFS1449N</b>	Small Block, Long Pump, SuperCool
<b>TFS1675N</b>	1987-95, Small Block, Long Pump, V8, V6 TBI, Reverse Rotation, SuperCool
<b>TFS1494N</b>	Big Block, Short Pump, SuperCool
<b>TFS1461N</b>	Big Block, Long Pump, SuperCool
<b>TFS1594N</b>	1986-93, 5.0L, SuperCool, Aluminum
<b>TFS1432N</b>	1965-73, 289, 302, 351W with Passenger Side Inlet, SuperCool
<b>TFS1468N</b>	1970-78, Windsor with Driver Side Inlet, SuperCool
<b>TFS1421N</b>	"FE" Engines, SuperCool

## Supercool Platinum Shorty Water Pump for Ford 5.0L, 302 And 351W

Low-profile aluminum standard pump provides up to 1.5" of additional water pump clearance. Ideal for installing a small block Ford engine with V-belt into space-constricted engine compartments. Replaces Ford Racing water pump M-8501-E351S. Must be used with long-style (3.950") 4-bolt crankshaft damper and requires custom pulley (not included).



Part No.	Description
<b>TFS1625NG</b>	3/4" Pilot, Chrome
<b>TFS1625NH</b>	3/4" Pilot, Polished

## Platinum Series Water Pumps

New, lightweight aluminum castings provide 30% more coolant flow for temperature drops up to 20°F. Heavy-duty ball/roller bearings, center shaft and seals offer maximum dependability. Adjustable cam stop boss prevents cam walk out on small block Chevy. Available in chrome, polished aluminum, and cast finishes. Made in the USA.



Part No.	Description
<b>Small Block Chevy</b>	
<b>TFS1394NA</b>	Short Water Pump with 5/8" Dia. Shaft, Chrome Plated
<b>TFS1394NB</b>	Short Water Pump with 5/8" Dia. Shaft, Polished
<b>TFS1511NA</b>	Long Water Pump with 5/8" Dia. Shaft, Chrome Plated
<b>TFS1511NB</b>	Long Water Pump with 5/8" Dia. Shaft, Polished
<b>Ford</b>	
<b>TFS1594NE</b>	5.0L 1986-93, Polished

## "Smoothie" Water Pumps for Chevrolet Small Blocks

"Smoothie" water pumps have a distinctive flat top casting. Sleek pump design is perfect for OE performance car restorations. Nickel-plated, non-corroding, low-cavitation SuperCool impeller increases water flow by 30% and drops coolant temperatures by up to 20°F. All pumps have heavy-duty ball/roller bearings, a high-strength steel center shaft, premium seals and a spin balanced fan hub designed for high-RPM engines. 5/8" pilot.

Part No.	Finish
<b>SuperCool Aluminum, Short</b>	
<b>TFS1353</b>	As Cast
<b>TFS1354NAS</b>	Chrome
<b>TFS1354NBS</b>	Chrome
<b>SuperCool Aluminum, Long</b>	
<b>TFS1448NA</b>	Chrome
<b>TFS1448NB</b>	Polished
<b>TFS1448NC</b>	As Cast
<b>TFS1459NA</b>	Chrome
<b>TFS1459NC</b>	Black
<b>TFS1459</b>	As Cast
<b>SuperCool Aluminum, Long, V8, V6, 1987-95 TBI Reverse Rotation</b>	
<b>TFS1675A</b>	As Cast



## Silver Bullet Alternators

Internally regulated alternators are hand polished and triple chrome plated. Ultra-low cut-in voltage regulators keep 80 amps flowing in low idle situations. Unit delivers 110 amps at cruise and 140 amps on the highway. One-wire hook-up simplifies installation. Includes "billet" aluminum fan and choice of V-belt or serpentine pulley.



TFS7140FBULL

Part No.	Description
<b>GM SI</b>	
<b>TFS7140ABULL</b>	140 Amp, V Pulley, Chrome
<b>TFS7140ABULL6G</b>	140 Amp, 6G Pulley, Chrome
<b>GM 10SI</b>	
<b>TFS7139ABULL</b>	100 Amp, V Pulley, Chrome
<b>TFS7139FBULL</b>	100 Amp, V Pulley, Black
<b>TFS7140FBULL</b>	140 Amp, V Pulley, Black
<b>Ford One-Wire</b>	
<b>TFS7068ABULL</b>	100 Amp, V Bullet Pulley, Chrome
<b>TFS7068BBULL</b>	100 Amp, V Bullet Pulley, Polished
<b>TFS7068BBULL6G</b>	100 Amp, 6G Bullet Pulley, Polished
<b>TFS7069FBULL</b>	140 Amp, 6G Pulley, Black
<b>TFS7069FBULL6G</b>	140 Amp, 6G Bullet Pulley, Black



## GM Externally Regulated Alternator

### TFS7102NA

Chromed-plated 80-amp alternator is for 1962-71 GM cars which use an external regulator.



## Ford Alternators

Replacement for 1961-85 Ford applications using the externally regulated, small-case unit. Single-wire alternator requires just one wire from the battery for proper hook-up.



TFS7068RF

Part No.	Description
TFS7078NA	70-Amp, 1G Case, V Pulley, Chrome
TFS7078NB	70-Amp, Hybrid Case, V Pulley, Chrome
TFS7078ND	100-Amp, Hybrid Case, V Pulley, Chrome
TFS7068	100-Amp, Hybrid Case, V Pulley, As-Cast
TFS7068RF	100-Amp, Hybrid Case, V Pulley, Black
TFS7068RF6G	100-Amp, GM Case, 6G Pulley, Black
TFS7068K	140-Amp, GM Case, V Pulley, As-Cast
TFS7068K6G	140-Amp, GM Case, 6G Pulley, As-Cast

## GM High-Amp Alternators Internally Regulated

Designed to fit 1971-86 GM vehicles requiring an internal regulator. Simple one-wire/OEM hookup with either 100 or 140 amp output. Manufactured with either single V-belt or six-groove serpentine pulley and offered in as-cast, chrome, polished, or black powder-coated finishes. Made in USA.



Part No.	Description	TFS7127D12
TFS7127D12	100-Amp, One-Wire / OEM Hookup, 12 Clocking, Single V-Belt Pulley, As-Cast Finish	
TFS7127D6G12	100-Amp, One-Wire / OEM Hookup, 12 Clocking, Six-Groove Serpentine Pulley, As-Cast Finish	
TFS7127D9	100-Amp, One-Wire / OEM Hookup, 9 Clocking, Single V-Belt Pulley, As-Cast Finish	
TFS7127ND12	100-Amp, One-Wire / OEM Hookup, 12 Clocking, Single V-Belt Pulley, Chrome Finish	
TFS7127NK12	140-Amp, One-Wire / OEM-Hookup, 12 Clocking, Single V-Belt Pulley, Chrome Finish	
TFS7127NKB12	140-Amp, One-Wire / OEM Hookup, 12 Clocking, Single V-Belt Pulley, Black Powder-Coated Finish	
TFS7127NKB9	140-Amp, One-Wire / OEM Hookup, 9 Clocking, Single V-Belt Pulley, Black Powder-Coated Finish	
<b>Silver Bullet Series</b>		
TFS7140BBULL6G	140-Amp, One-Wire, Six-Groove Serpentine Pulley, Polished Finish	
TFS7140FBULL12	140-Amp, One-Wire / OEM Hookup, 12 Clocking, Six-Groove Serpentine Pulley, Black Powder-Coated Finish	

## GM Internally Regulated Alternators

Alternators fit 1971-86 GM applications that require internally regulated units. Offered in chrome-plated or polished aluminum finishes, alternators are available in 80- or 100-Amps versions. Single-wire models require just one wire for proper hook-up. Alternators are offered with choice of V-belt or serpentine pulley.



TFS7127NB

Part No.	Output	Connection	Pulley
<b>Chrome</b>			
TFS7127NB	80 Amps	1-Wire	V-Belt
TFS7127ND	100 Amps	1-Wire	V-Belt
TFS7127ND6G	100 Amps	1-Wire	6-Groove
TFS7127NK6G	140 Amps	1-Wire	6-Groove
<b>Polished</b>			
TFS7127NDP	100 Amps	1-Wire	V-Groove
TFS7127NDP6G	100 Amps	1-Wire	6-Groove
<b>Cast</b>			
TFS7127	80 Amps	1-Wire	v-Belt
TFS7127D	100 Amps	1-Wire	V-Belt
TFS7127D6G	100 Amps	1-Wire	6-Groove
TFS7127K	140 Amps	1-Wire	V-Belt
TFS7127K6G	140 Amps	1-Wire	6-Groove
<b>Black</b>			
TFS7127NF6G	100 Amps	1-Wire	6-Groove

## Solid State and One-Wire Voltage Regulators

External solid state voltage regulators. OEM-style plug-in connectors.



TFS7524

Part No.	Application
TFS7524	1970-92 Chrysler, Mechanical Regulator
TFS7545	1969-92 Chrysler, Electronic Regulator
TFS7540	1963-90 Ford, External
TFS7635	1963-74 GM 10 DN, External
TFS7639	GM 10SI, 7127, 7139, 7140 One-Wire or OEM, Internal

## Fan and Pulley Kits

Kits include fan, pulley, lockwasher, and nut. For Tuff Stuff alternators 7102, 7127, 7139, 7140, 7068, 7069.



TFS7600AB

Part No.	Finish	Grooves
TFS7600AB	Stealth Black	One
TFS7600AD	Gold Zinc	One
TFS7600BB	Stealth Black	Two
TFS7600BD	Gold Zinc	Two

## Alternator Pulleys

For Tuff Stuff 7102, 7127, 7139, 7140, 7068, 7069, CS130, CS144, and Hybrid.



TFS7610BB

Part No.	Finish	Grooves
TFS7610BB	Stealth Black	Five
TFS7610FB	Stealth Black	Two
TFS7610FD	Gold Zinc	Two





## Aluminum Type II Power Steering Pumps with Bottom Pressure Port

The compact size of this aluminum pump is ideal for tight installations. For use with factory or remote reservoir tank depending on part number. 1200 PSI and 3 GPM rated. The 5/8" shaft requires a press-fit pulley. 100% new.



TFS6170AL-1

Part No.	Mounting	Fittings	Finish
TFS6170AL-1	M8 x 1.25 Threaded Holes	GM Pressure Slip	As-Cast
TFS6170AL-2	M8 x 1.25 Threaded Holes	-6AN/-10AN	As-Cast

## GM Saginaw Style Type II Aluminum Power Steering Pumps

These chrome, compact power steering pumps are assembled with all-new components including reservoir and pump assembly. Pumps are 1200 PSI rated to work with most gear boxes and flow 3 GPM. Kit includes press-fit pulley installation kit. Requires press-fit pulley which is not included. Made in USA.



TFS6170ALD

Part No.	Description
TFS6170ALD-2	-AN Fittings, Threaded Mounting Hole, Bottom Pressure Port, 17mm Shaft
TFS6175ALD	-AN Fittings, Through Hole Mounting, Top Pressure Port, 17mm Shaft
TFS6175ALD-1	GM Pressure Slip Fitting, Threaded Mounting Hole, Top Pressure Port, 17mm Shaft
TFS6175ALD-2	-AN Fittings, Threaded Mounting Hole, Top Pressure Port, 17mm Shaft
TFS6175ALD-7	GM Pressure Slip Fitting, Through Hole Mounting, Top Pressure Port, 17mm Shaft

## Aluminum Type II Power Steering Pumps

Part No.	Description
TFS6175AL	Cast Aluminum with -6 and -10AN Fittings
TFS6175ALP	Polished Cast Aluminum with -6 and -10AN Fittings



## Saginaw Power Steering Pumps

Includes new reservoir, keyed shaft for easy pulley installation, hardware, cap, and new dipstick. The 1,200 PSI pumps are engineered for standard gear boxes, while the 800 PSI pumps are for use with popular Mustang II rack and pinion units. Pumps are offered with choice of chrome or black finishes. Pulley not included.



TFS6176A

Part No.	Description
TFS6174A	Chrome Power Steering Pump, 800 PSI, Mustang II Rack & Pinion
TFS6174B	Black Power Steering Pump, 800 PSI, Mustang II Rack & Pinion
TFS6176A	Chrome Power Steering Pump, 1,200 PSI, Standard Gear Box
TFS6176B	Black Power Steering Pump, 1,200 PSI, Standard Gear Box

## Early Style Saginaw Direct-Fit Power Steering Pumps

Direct-fit applications cover early GM muscle cars and hot rod applications. All-new components including reservoir and pump assembly. Pumps have a 5/8" keyed shaft for use with a bolt-on pulley (not included). Factory 5/8"-18 pressure port-specific pumps include an -6AN port adapter. Includes a billet-style chrome-plated cap and dipstick.



TFS6190B

Applications	Chrome	Black
1961-66 Chevrolet Full-Size Cars, V8	TFS6190A	TFS6190B
1969 Chevrolet, V8	-	TFS6194B
1967-68 Chevrolet Camaro, 1968 Chevy II, V8	-	TFS6197B
1969 Chevrolet Camaro and Nova, V8	-	TFS6191B
1966-74 Chevrolet Corvette, 1968-74 AMC	-	TFS6196B

## Chevy Power Steering Brackets

Laser-cut bracket eliminates the hassles of adapting stock mounts. Applications include small block and big block Chevy.



TFS6505B

Part No.	Description
<b>Type II Pumps</b>	
TFS6505B	BB, Short Water Pump, Black
<b>Saginaw Pumps</b>	
TFS6504A	SB, Short Water Pump, Chrome
TFS6504B	SB, Short Water Pump, Black
TFS6508A	SB, Long Water Pump, Chrome
TFS6508B	SB, Long Water Pump, Black
TFS6503A	BB, Short Water Pump, Chrome
TFS6503B	BB, Short Water Pump, Black
TFS6507B	BB, Long Water Pump, Black



## A/C Compressors

Tuff Stuff offers natural, beautifully polished or chrome finished Sanden R-134A air conditioning compressors in traditional or compact, "Peanut Style" versions.



Description	6-Groove Serpentine Part No.	8-Groove Serpentine Part No.
R-134A A/C Compressor, Polished	<b>TFS4515NB6G</b>	—
R-134A A/C Compressor, Natural	<b>TFS4515NC6G</b>	—
"Peanut" R-134A A/C Compressor, Chrome	<b>TFS4517NA6G</b>	—
A/C Compressor, Stealth Black	—	<b>TFS4517NC8GBLA</b>

## Power Brake Booster Accessories

Mounting power brake booster/master cylinder combos is easy with the proper brackets and hardware.

Part No.	Description
<b>TFS4650A*</b>	Universal GM 1967-72 Chrome Brake Booster Brackets
<b>TFS4651A*</b>	Universal GM 1955-64 Chrome Brake Booster Brackets
<b>TFS4652A*</b>	Universal GM 1955-58 Chrome Brake Booster Brackets
<b>TFS4650A7</b>	1967-72 GM, Booster Bracket, Black
<b>TFS4750</b>	Universal Brake Booster Extension Rod and Clevis Kit, Fits All Tuff Stuff Boosters




TFS4650A

\* Fits Tuff Stuff boosters TFS2221, TFS2222, and TFS2223

## Brake Proportioning Valve Kit

### TFS2302NA

This chrome-plated proportioning valve fits disc/drum brake applications with 1/2" and 9/16" master cylinder ports. Manufactured with OEM-style mounting bracket. Kit includes two brake lines and all necessary mounting hardware. Made in USA.



## Power Brake Boosters

Single- and dual-diaphragm styles available to fit virtually all hot rods, customs, and muscle cars. Every unit is vacuum tested and includes 3/8"-16 mounting hardware where applicable.



TFS2223NC

Part No.	Description
<b>7" and 8" Diameter Boosters</b>	
<b>TFS2222NB</b>	7", Dual, Gold Zinc
<b>TFS2222NC</b>	7", Dual, Black
<b>TFS2223NC</b>	8", Dual, Black
<b>9" Diameter—Universal</b>	
<b>TFS2224NA</b>	9", Dual, Chrome
<b>TFS2224NB</b>	9", Dual, Gold Zinc
<b>TFS2229NA</b>	9", Dual with Y7 Rod, Chrome
<b>TFS2229NC</b>	9", Dual with Y7 Rod, Black

## Brake Booster/Master Cylinder Combinations

The perfect combo for updated braking systems on street rods and machines. Chrome plating is show quality. See master cylinder chart below for reference.



TFS2223NA

Part No.	Description
<b>TFS2221NA</b>	7" Single Diaphragm Power Booster Only
<b>TFS2122NA-2</b>	7" Dual Diaphragm Power Booster, TFS2018NA Master Cylinder Combo
<b>TFS2222NA</b>	7" Dual Diaphragm Booster Only
<b>TFS2123NA-2</b>	8" Dual Diaphragm Power Booster, TFS2018NA Master Cylinder Combo
<b>TFS2223NA</b>	8" Dual Diaphragm Booster Only

## Master Cylinders

New master cylinders, beautifully buffed, polished, chrome-plated, or black.



TFS2027NC

Part No.	Bore	Hole	Port Size	Finish
<b>Universal Cast Iron Master Cylinders</b>				
<b>TFS2018NA</b>	1"	Shallow/Deep	9/16" and 1/2" on Driver's Side	Chrome
<b>TFS2020NA</b>	1"	Shallow	3/8" on Both Sides	Chrome
<b>Universal Aluminum Master Cylinders</b>				
<b>TFS2025NC</b>	1"	Deep	3/8" on Both Sides	Chrome
<b>TFS2027NC</b>	1-1/8"	Shallow	9/16" and 1/2" on Driver's Side	Chromed

**Note:** Shallow hole is 1/2" deep; deep hole measures 1-1/2".

## Chrome Chevy OE-Style Starter

### TFS3510A

Full-size, original equipment-style starters are durable and reliable. Starters are available to fit Chevy V8s with staggered bolt pattern with chrome finish.







## Chevy Super Mini Starter

### TFS6772A

Lightweight, compact and powerful starter has a 2.6-horsepower motor that can spin engines with up to 18:1 compression ratios. Adjustable mounting block accommodates oil pan and header clearance. Fits all Chevy V8s with 153 or 168-tooth flywheels. Offered with chrome and black finishes.



## Tuff Torque Starters

Designed for high-horsepower, high-compression (up to 15:1) engines. The high-torque motor features a heavy-duty armature, premium ball bearings, and a one-piece motor housing. The units are light and smaller than OE starters, providing additional header clearance. Includes bolts and shims where necessary.



TFS13510

Part No.	Description
<b>TFS13510</b>	SB/BB with Offset Mount, 168-Tooth Flywheel, Gold Zinc
<b>TFS13131</b>	1966-81 255, 352, 390, 427, 428 FE Engines, 3-Bolt, Gold Zinc
<b>TFS13149</b>	1969-77 351, 400, 429 Engines, 2-Bolt Holes with One Threaded, Gold Zinc

## LS1 Alternators

100% new LS1 alternators are built on with heavy-duty copper coil windings and spike-resistant diodes to maintain consistent and reliable voltage output. Features include OEM harness hook-ups, internal cooling fans, and low-idle cut-in voltage regulator.



TFS8242NA

Part No.	Description
<b>TFS8242NA</b>	LS1, 105A, Chrome Plated, 6-Groove Pulley
<b>TFS8242NAP</b>	LS1, 105A, Polished Aluminum, 6-Groove Pulley
<b>TFS8242</b>	LS1, 105A, As-Cast Finish, 6-Groove Pulley

## LS1 Water Pump

100% new, not remanufactured, LS1 water pumps fit 1998-02 Camaro and Firebird, 1997-04 Corvette, and 2004-06 GTO. Features include lightweight aluminum housings, heavy-duty bearings, center shafts, and seals for long term dependability. Available in polished aluminum and as-cast finish. Made in the USA.



TFS1310B

Part No.	Description
<b>TFS1310B</b>	LS1 Water Pump, Polished Aluminum
<b>TFS1310C</b>	LS1 Water Pump, As-Cast Finish

## LS1 Power Steering Pump

100% new Type II power steering pump is a perfect LS1 1998-02 Camaro and Firebird replacement or ideal for street rods and customs with limited engine space. Use with factory or remote reservoir tank. Features include a 5/8" shaft requires a press-fit pulley, and hose and reservoir factory connections.



TFS6175ALP-6

Part No.	Description
<b>TFS6175ALP-6</b>	LS1 Power Steering Pump, Polished Aluminum
<b>TFS6175ALB-6</b>	LS1 Power Steering Pump, Black

## LT1 Water Pumps

100% new, not remanufactured, LT1 water pumps include all new aluminum casting with stock location hose connections and ports, heavy-duty bearings, and seals for maximum durability.



TFS1362A

Part No.	Description
<b>TFS1362A</b>	LT1 Water Pump, Chrome Plated
<b>TFS1362B</b>	LT1 Water Pump, Polished Aluminum
<b>TFS1362C</b>	LT1 Water Pump, Cast Finish



# TOTAL POWER

## Racing Batteries

12-volt, heavy-duty, hand-made AGM batteries are 20% lighter than comparable "lightweight batteries" of equal power. Built with a case that will not leak if damaged, they can be mounted in any position. Exceptionally low internal resistance achieves faster recharging and greater starting power. Every battery is fully charged and tested prior to shipment.



Part No.	Description
TPBTP1200	24 lbs., 1200 Cranking Amps, 700 Cold Cranking Amps, 7-3/4"L x 5-1/4"W x 6-7/8"H, Battery Group Size U1.
TPBTP1500	31 lbs., 1500 Cranking Amps, 800 Cold Cranking Amps, 9-7/8"L x 5-1/4"W x 6-7/8"H.

## Battery Boxes

Weighing only 1.5 pounds these lightweight, durable boxes feature TIG-welded 16-gauge mild steel for many years of heavy-duty use. Available in both lay-down and upright configurations.



TPBBB12

Part No.	Description
TPBBB12	Upright Battery Box for TP1200
TPBAB12	Adapter Bracket for TP1200

# TURBOSMART

PERFORMANCE PRODUCTS

## Comp-Gate 40

Comp-Gate 40 has a 40mm external wastegate and is designed to fit into tight engine bays while offering superior flow and heat-handling capabilities. Features a 25% smaller size, index cap orientation with 12 different clocking positions. Available with 7 PSI or 14 PSI spring installed, inlet and outlet weld flanges, inlet and outlet V-band clamps, valve seal, 2x1/16" NPT blanking plugs, and vacuum nipples.



TBSTS-0505-1006

Part No.	Description
TBSTS-0505-1006	7 PSI, Black
TBSTS-0505-1010	14 PSI, Black

## E-Boost Street Electronic Controller

### TBSTS-0302-1002

The very popular e-boost street 40 PSI boost management system provides total control over the boost curve. Designed for street and race applications as well as factory turbo cars when increasing boost levels are a must. Simple seven-segment display is very visible from daily to extreme driving conditions.



## Gated Boost Control Valve Boost Tee, Black

### TBSTS-0101-1002

The Turbosmart GBCV will allow boost pressure to be adjusted above the standard pressure setting. The unique feature of the GBCV is that it delays the pressure signal from entering the wastegate, which, in turn, spools up the turbo faster, resulting in more boost at lower engine RPM. The boost dial on the top of the unit allows adjusting without needing any tools. Quick installation.



## Liquid-Filled Fuel Pressure Gauge

### TBSTS-0402-2023

Glycerin-filled stainless steel fuel pressure gauge fits all Turbosmart fuel pressure regulators. Features a 1/8" male NPT centered port. 0-100 PSI range mechanical gauge.





### Retro-Fit Rack and Pinion Kits

Unisteer Performance Products rack and pinion kits bolt on, replacing the old steering linkage for improved handling, less steering effort, and more responsiveness.

### 1928-34 Ford Cross Steer Rack and Pinion

Rack-and-pinion unit is a direct replacement on early Fords currently using a Vega-style steering box. It mounts to frame using the same mounting holes. Polished and plated to compliment other components.

Part No.	Description
<a href="#">UNI8000460-01</a>	Cross Steer New Build (No Shaft Kit)
<a href="#">UNI8000470-01</a>	Cross Steer Retro-Fit Kit (Incl. Shaft Kit)

### 1965-70 Ford Mustang Rack and Pinion

Unisteer's early Mustang rack-and-pinion kits with engineered steering gear to match the stock suspension, and has no bump steer. A simple bolt-on unit includes all steering components using the original steering column.

Part No.	Description
<a href="#">UNI8001090-01</a>	1967-70, Manual Rack-and-Pinion Kit
<a href="#">UNI8001110-01</a>	1965-66, Manual Rack-and-Pinion Kit
<a href="#">UNI8010890-01</a>	1965-66, with SB Ford, Power Steering Rack-and-Pinion Kit

### 1966-67 Ford Fairlane Rack-and-Pinion Kit for Small Block Ford

Designed for use exclusively on 1966-67 Fairlanes with Ford small block engines (tested with 289- and 302-equipped vehicles), this kit provides improved steering performance and feel, with 6" of travel and 2.5-2.75 turns lock to lock. Complete kit includes rack and pinion, outer tie rod ends, mounting brackets, pump and line kit, steering shaft kit, and mounting hardware. Includes two sets of outer tie rod ends to match either standard taper found on Fairlane steering arms.

**Note:** Will not work with factory column shifter, but can be used on cars equipped with aftermarket column shifters.

Part No.	Description
<a href="#">UNI8011960-01</a>	1966-67, Power Rack-and-Pinion Kit

### 1963-82 Corvette Power Rack and Pinion

Retro-fit rack-and-pinion kit for 1963-82 Corvettes.

Part No.	Description
<a href="#">UNI8011540</a>	Power Steering Rack-and-Pinion Kit



### 1955-64 Chevy Power Rack-and-Pinion Kit

Bolt-on power rack and pinion kit is specially designed to fit the stock chassis, with the correct ball center dimension to eliminate bump steer.

Part No.	Description
<a href="#">UNI8010600</a>	1955-57 Chevy, Power Rack-and-Pinion Kit, Black
<a href="#">UNI8011040-01</a>	1958-64 SB Chevy, Short Water Pump, Factory Column, Black

### 1964-72 Chevelle Power Rack-and-Pinion Kit

Bolt-on power rack-and-pinion kit improves steering and handling, correcting the geometry for better road feel. The Chevelle kit includes steering shaft and GM pump kits.

Part No.	Description
<a href="#">UNI8010780-01</a>	1964-67, Power Rack-and-Pinion Kit
<a href="#">UNI8010740-01</a>	1968-72, Power Rack-and-Pinion Kit

### 1960-72 Chevy C-10 Pickup Rack-and-Pinion Kits

Bolt-on power rack-and-pinion kit will make your C-10 steer like a Silverado. The kit includes mounting bracket, shaft and U-joint kit, TC pump with reservoir and pulley, hoses, and hardware.

Part No.	Description
<a href="#">UNI8011650-01</a>	1971-72, Power Rack-and-Pinion Kit

### 1967-81 Camaro/1968-74 Nova Rack-and-Pinion Kits

Bolt-on manual and power rack-and-pinion kits offer precise control without bump steer. The second generation 1970-81 Camaro power steering kit includes a GM-style pump kit.

Part No.	Description
<a href="#">UNI8010540-01</a>	1967-69 Camaro/1968-74 Nova, Power Rack-and-Pinion Kit
<a href="#">UNI8000770-01</a>	1967-69 Camaro/1967-74 Nova, Manual Power Rack-and-Pinion Kit
<a href="#">UNI8010990-01</a>	1970-74 Camaro, with SB Chevy, Long Water Pump with PS Pump Kit

### 1978-88 GM G-Body Rack and Pinion Kit

This front steering rack bolts to a one-piece bracket designed to mount to the inside frame rails using the same bolt holes as used by the stock steering box and idler arm. By matching the stock pivot points, the kit provides good handling and reduces bump steer, with 7" of travel and 3 turns lock to lock. Complete kit includes everything needed for installation: rack and pinion, outer tie rod ends, mounting brackets, pump and line kit, steering shaft kit, and mounting hardware.

Part No.	Description
<a href="#">UNI8012400-01</a>	1978-88 Power Rack And Pinion Kit



## Steering U-Joints

Unisteer steering U-joints are made of polished stainless steel with durable long-lasting needle bearings and a strong pinch-bolt-fastened design for use in steering applications up to 38° angle.



UNI8050230

Part No.	Description
<b>UNI8050230</b>	9/16-26 Spline x 3/4" DD
<b>UNI8050240</b>	3/4-36 Spline x 3/4" DD
<b>UNI8050280</b>	3/4-30 Spline x 3/4" DD
<b>UNI8050300</b>	3/4 DD x 3/4 DD
<b>UNI8050310</b>	1" DD x 3/4 DD
<b>UNI8050320</b>	1 in-48 Spline x 3/4" DD
<b>UNI8050330</b>	3/4" Smooth x 3/4" DD
<b>UNI8050460</b>	3/4"-30 Spline x 1" DD
<b>Steering Coupler</b>	
<b>UNI8051060</b>	3/4" Steering Coupler

## Racing Rack and Pinions



UNI8000080

Unisteer offers a number of products for the racing market. Light manual rack kits drop weight for more power.

Part No.	Description
<b>UNI8000080</b>	1971-72 Pinto Manual Rack-and-Pinion Kit
<b>UNI8000100</b>	1974-78 Mustang Manual Rack-and-Pinion Kit
<b>UNI8000440</b>	1979-93 Mustang Manual (Standard Ratio)

## 1979-93 Mustang Conversion Kit

### UNI8000350



Kit includes manual rack and pinion, outer tie rods, bushings, and shaft kit. Standard ratio.



## 1970-81 GM F-Body (Camaro, Firebird) Components

### Solid Motor Mounts for 1974-81 GM F-Body

#### UMI90051

Solid motor mounts decrease the unwanted engine movement caused by the factory rubber motor mounts, improving performance and consistency. Solid mounts bolt directly to the frame, and must be used in conjunction with factory block-mount clamshells. Each mount is CNC laser cut from 3/16" mild steel, MIG welded, with 1" O.D. x 1/4" wall steel tubing, then black powder coated for corrosion resistance.



### Solid Front Sway Bar - 1-5/16" Dia.



Heavy-duty solid front sway bar is made from 1-5/16" thick CNC bent 4140 chrome moly for maximum strength and durability. Perfect for pro-touring, road race, autocross, and corner carving, it greatly reduces body roll and improves responsiveness. Available with standard steel mounting brackets, or with billet 6061-T6 aluminum mounts for ultimate strength and a great look.

Part No.	Description
<b>UMI4067</b>	1970-81 F-Body Front Sway Bar Kit w/Steel Mounts

### Rear Leaf Spring Kits

Made with high-quality US steel, these multi-leaf springs lower the car approximately 2"- 2-1/2" below the stock ride height, and feature a 175-lb. spring rate. They are a direct bolt-in replacement, with no modifications needed. Available with choice of polyurethane or Delrin bushings for improved handling and performance. Optional installation kit includes upgraded polyurethane isolator pads and heavy-duty U-bolts and hardware to replace worn-out or corroded components.



UMI2627

Part No.	Description
<b>UMI2625</b>	1970-81 F-Body Rear Leaf Spring Kit with Polyurethane Bushings
<b>UMI2627</b>	1970-81 F-Body Rear Leaf Spring Installation Kit

### Performance/Street Adjustable Front End Kit

#### UMI266602-R

Transform a second-generation F-body into a street-friendly, corner-carving, modern-handling muscle car! Front kit includes high-caster upper and lower control arms for increased strength and reduced deflection, providing much-improved steering feel. The race-quality springs are rated at 600 lb/in and lower the front end approximately 2" for a lower center of gravity. UMI slim-body monotube shocks control body movement while maintaining a comfortable ride, and a 1-1/4" front sway bar helps minimize body roll. Complete kit includes everything needed for installation.





1970-81 GM F-Body  
(Camaro, Firebird) Components (Cont.)

**Aluminum Body Mount Kit**

**UMI2664**

Worn-out factory body mounts can result in unwanted body movement and poor handling. UMI's aluminum

body mounts restore the body to the right location and provide a crisp, responsive feel with reduced subframe movement. Made of CNC-turned aluminum with a black anodized finish, they include mounting hardware.



1982-92 GM F-Body

**1982-92 Tubular Lower Control Arms and Non-Adjustable Panhard Bar Kit**



These bolt-on replacement mild steel tubular lower control arms and non-adjustable panhard bar will reduce wheel hop and body flex while improving the stability and handling of any F-body car. The powder-coated, TIG-welded components feature Energy Suspension bushings, zinc-plated sleeves, and are greaseable.

Part No.	Description
UMI201520-B	Black
UMI201520-R	Red

**1982-92 Single-Adjustable Lower Control Arms and Panhard Bar Kit**

**UMI201621-R**



These bolt-on replacement mild steel tubular lower control arms and the non-adjustable panhard bar will reduce wheel hop and body flex while improving the stability and handling of any F-body car. The powder-coated, TIG-welded components feature Energy Suspension bushings, zinc-plated sleeves, and an adjustable QA1 teflon-lined spherical rod end. Red.

**1982-92 Tubular Non-Adjustable Rear Control Arms**

Improve vehicle handling with tubular rear control arms featuring Energy Suspension polyurethane bushings. Direct factory replacement. Sold in pairs.



Part No.	Description
UMI2015-B	Black
UMI2015-R	Red

**1982-92 Rear Panhard Bars**

These factory replacement tubular Panhard bars featuring Energy Suspension polyurethane bushings offer added strength and improved handling.



Part No.	Description
UMI2019-R	Single Adjustable, Red
UMI2029-B	On-Car Adjustable, Black

**1982-92 Rear Control Arm Relocation Brackets**

These brackets offers three positions and lower the rear of the control arms up to 3-1/4" to increase traction and reduce wheel hop. Bolt-in mounting.



Part No.	Description
UMI2012-B	Black
UMI2012-R	Red

**1982-92 Wonderbar Tubular Steering Brace**

**UMI2030-R**

This mild steel tubular support ties together the front subframes, offering improved chassis stiffness for better handling and cornering characteristics.



**Tie Rod Adjusting Sleeves**

**UMI2103**

Eliminate factory clamp-style sleeves with the hex-style steel sleeves. Allows for hassle-free adjustment. Comes with two heavy-duty tie rod adjusters and four jam nuts. 5/8" thread fits 1982-92 GM F-body.



**Rear Sway Bar**

**UMI2113-R**

The UMI 22mm (7/8") lightweight tubular rear sway bar is designed to reduce body roll and understeer and increase cornering capabilities, resulting in a more balanced suspension. 1982-92 GM F-body.





## 1982-92 GM F-Body (Cont.)

### Torque Arm Relocation Kits

This transmission cross-member with integrated torque arm mount features the correct provisions for mounting the TH350 transmission while still allowing the use of a factory-style torque arm. The built-in torque arm mount will work with virtually any stock-style aftermarket torque arm as well as the factory torque arm and features instant center adjustment by moving the front of the torque arm up or down.



Part No.	Description
UMI2230-B	GM F-Body Torque, Black
UMI2230-R	GM F-Body Torque, Red

### 1982-02 Camaro Short Antenna

#### UMI2996


Replace factory non-power steel mast antenna with a short black finish antenna.



### 1982-92 Boxed

#### Subframe Connectors

The three piece weld-in setup offers unmatched strength and offers additional clearance for dual exhaust systems. May not fit 1988-92 models with dual catalytic converters.



Part No.	Description
UMI2400-B	Black
UMI2400-R	Red

### Torque Relocation Replacement Bushing

#### UMI3004

This bushing is required when the factory torque arm is used with the torque arm relocation kit.



### Rear Torque Arm Hardware Kit

#### UMI3003

Kit includes longer 9/16" Grade 8 bolts to accommodate the thicker torque arm mounting plates. In most cases the factory bolts are too short. Kit will not work on Moser 12-bolt.



### 1982-92 GM F-Body Transmission Mounted Torque Arms UMI2205-R



The adjustable direct-fit bolt-in tubular torque arm reduces wheel hop and improves 60-foot times. Supplied with low-deflection polyurethane front bushing. 1982-84 models require purchase of a new 1985 and later clamshell mount.

### Solid Motor Mounts for 1982-92 GM F-Body

#### UMI90051

Solid motor mounts decrease the unwanted engine movement caused by the factory rubber motor mounts, improving performance and consistency. Solid mounts bolt directly to the frame, and must be used in conjunction with factory block-mount clamshells. Each mount is CNC laser cut from 3/16" mild steel, MIG welded, with 1" O.D. x 1/4" [inch marks] wall steel tubing, then black powder coated for corrosion resistance.



### Lowering Spring Kit

#### UMI2461

Designed to lower third generation F-body cars approximately 1" - 1.5", these coil springs feature a linear rate (600 lb/in front, 200 lb/in rear) for crisp handling and a better stance. With reduced body roll and floating, UMI springs provide the perfect blend of comfortable cruising and performance handling. Top-quality materials ensure consistent rates and stance for years to come.



### GM A-Body LS Motor Mounts

#### UMI4008-R

Allows the installation of LS power into your 1968-72 GM A-body. LS mounts place the LS engine in the factory SBC/BBC location with the ability to move the engine rearward up to 3/4" and forward 1/4". LS mounts bolt directly to the frame and LS block without modification.





## Control Arm Reinforcements/ Frame Braces

### UMI4029-B

Trailing arm mount braces are designed to reinforce the upper and lower front control arm mounts on your classic A-Body. The more power your ride makes the better chance of bending or breaking the rear control arm mounts. These tubular reinforcements tie the upper and lower control arm mounts together for added strength and driving performance. Fits 1964-67 GM A-body.



## GM G-Body

### Lowering Spring Kit, 2" Lowering

#### UMI3051

Front springs are wound from premium 5160 CrSi wire and feature a linear 600 lb./in. rate. The rear springs are wound from premium 9254 CrSi wire and feature a linear 130 lb./in. rate. The linear rate provides consistent handling characteristics which are important for AutoCross and Pro-Touring applications while the increase in stiffness reduces body roll and prevents the "floating" feeling so common with the G-body.



## Bolt-In Rear Coil-Over Kit for 1978-88 GM G-Body—2"-3" Lowering



Lower ride height by 2"-3" and improve handling on the street and track with this bolt-in coil-over kit. Double-adjustable Viking Warrior shocks, combined with true 2-1/2" racing coil-overs with T-bars, provide incredible responsiveness and 19 levels of compression and rebound adjustment. Powder-coated 3/16" thick mild steel brackets bolt into factory mounting holes with no cutting required, allowing easy restoration to stock configuration, if desired. The FEA-designed lower bracket has a multi-position design to allow fine-tuning of ride height and shock location. Kit may also be used with UMI 3010 weld-on relocation brackets. Kits available with 14", 110 lb/in springs for drag racing use, or with 12", 150 lb/in springs for street/handling applications. Bracket kit also available without shocks/springs. Designed and manufactured in the USA with 100% USA materials.

Part No.	Description
UMI3049-110	Bolt-In Rear Coil-Over Kit, 2"-3" lowering, w/ 14" 110 lb/in springs
UMI3049	Rear Coil-Over Installation Kit—Brackets only (shocks/springs not included)

## Front Reinforcement Braces

### UMI3053-B

Used to stiffen the front frame horns and front crossmember area on the GM G-body platform. The UMI three point frame brace takes the place of the popular "Grand Prix Bar" and also the stock frame reinforcements. Bolt in.





## 1978-88 GM G-Body (Cont.)

### Weld-In Rear Frame Notching Kit for 1978-88 GM G-Body

#### UMI3061

The UMI frame notching kit simplifies narrowing the rear upper frame rails of 1978-88 GM G-body cars to make room for wider tires. Laser-cut 1/8" thick mild steel follows the natural frame contour with a slight intentional overhang, and includes end enclosures to fill in between the kit and the original frame. Premium mild steel welds easily with a standard MIG welder. Cutting, welding, and fabrication required.



### 1959-72 GM B-Body Adjustable Upper Control/Trailing Arm "Banana Arm"

#### UMI3652-B

On-car adjustable control arms for the rear of the GM B-body vehicles. This rear upper control arm is a direct replacement for the factory arms and are designed to minimize wheel hop, improve cornering and help track consistency. This control arm is on-car adjustable and allows easy pinion angle adjustments. Adjusting the control arm is as easy as loosening two jam nuts and turning 4140 heat-treated chromoly adjuster that utilizes left and right hand threads. Fits 1959-64 GM B-body.



### 1967-88 GM A/G-Body 1" Lowering Spring, Rear - Set

#### UMI4050R

These springs are wound from 9254 CrSi premium wire and feature a linear 130 lb/in rate. The linear rate provides consistent handling characteristics which are important for AutoCross and Pro-Touring applications while the increase in stiffness reduces body roll and prevents the "floating" feeling so common with the A-body. These springs are also great for corner carving/cruising. They have a tough black powder-coated finish and UMI proudly manufactures these premium quality springs in the USA.



### Rear Lower Control Arms/Trailing Arms

#### UMI3655-B

These new manufactured boxed control arms are a direct bolt-in designed to replace the factory-stamped control arms. Over time, factory control arms can rust, weakening them, while the factory bushings dry rot, harden, and crack, decreasing ride quality and vehicle performance. This new control arm setup is assembled with high-quality greaseable polyurethane bushings which improve ride quality and overall vehicle performance. Fits 1965-70 GM B-body.



### Adjustable Panhard Bar

#### UMI3659-B

This tubular set-up quickly and easily replaces the stock panhard bar on the B-body vehicle adding increased rear-end stability and rear-end adjustment. This adjustable item allows on-car adjustment when rear end centering is needed. By lengthening or shortening the panhard bar, you can easily move the rear end side-to-side for additional tire clearance and proper rear end alignment. All adjustments are made while the panhard bar is still attached to the vehicle and only requires two jam nuts to be loosened. This item is a direct replacement for the factory panhard bar and includes new greaseable Energy Suspension polyurethane bushings. Adjustments are made using a left- and right-hand threaded adjuster CNC machined from 4140 Chromoly and heat treated for maximum strength. Fits 1965-70 GM B-Body.



**Note:** May not fit wagons, if item is being installed on a wagon please verify length before ordering. The center-to-center distance of this panhard bar is 35-3/4". The suggested maximum center-to-center length of this panhard bar is 36-1/4". The suggested minimum center-to-center length is 35".

### 1979-04 Mustang Short Shifter Handle

#### UMI1200

This billet aluminum short shifter allows for the feel of a short shifter giving the driver improved control during quick gear changes. The handle fits stock shifters, T5, T45, Pro 5.0, Steeda, and other aftermarket shifters.



Examples of VDO gauges and their different styles are shown below. Please call us for more information, correct applications, and part numbers.







### “Wrinkle Plus” Coating

Provides a rich texture and adds that extra touch of personal styling. Withstands fading, grease, engine cleaners, and severe weather conditions. Mopar restorers: Wrinkle Plus is the paint for that black wrinkle air cleaner restoration. 11-oz. can.

Part No.	Color
VHTSP201	Black
VHTSP204	Red



### Flameproof Coatings

Originally developed for the aerospace industry, VHT heat-resistant coatings withstand 1,500°F and are ideal for use on headers and exhaust manifolds. 11-oz. can.

Part No.	Color
VHTSP101	Flat White
VHTSP102	Flat Black
VHTSP106	Flat Silver
VHTSP109	Flat Red
VHTSP114	Flat Orange
VHTSP115	Clear
VHTSP117	Flat Aluminum
VHTSP118	Flat White Primer



### Roll Bar and Chassis Paint

One-step epoxy paint dries to a baked-on, porcelain-like finish that is chemical, corrosion, rust, and salt resistant. 11-oz. aerosol can.

Part No.	Color
VHTSP670	Gloss Black
VHTSP671	Satin Black



### Epoxy All-Weather Coatings

Epoxy Coating produces porcelain-like hardness with a high gloss. The durable finish makes it an excellent choice. 11-oz. aerosol can.

Part No.	Color
VHTSP650	Gloss Black
VHTSP651	Gloss White
VHTSP652	Satin Black



### Brake Caliper Paint

Specifically formulated for detailing brake components, VHT caliper paint may be used on calipers, rotors, and brake drums. Paint will resist heat to 900°F and will resist chipping, cracking, fading, and rust under the most severe conditions. Easily applied, it dries quickly. Careful preparation of the surfaces is essential to a successful brake component paint job. 11-oz. aerosol can.

Part No.	Color
VHTSP730	Gloss Clear
VHTSP731	Real Red
VHTSP733	Real Orange
VHTSP734	Gloss Black
VHTSP735	Cast Aluminum
VHTSP736	Gold
VHTSP738	Bright Yellow
VHTSP739	Satin Black



### Engine Enamels

Urethane resins enable this engine enamel to withstand the strongest solvents and gasoline additives. Exceptional durability under the most adverse conditions. Rated at 550°F. 11-oz. aerosol can.

Part No.	Color	Part No.	Color
VHTSP120	Hemi Orange	VHTSP128	Gloss Yellow
VHTSP121	Bright Red	VHTSP129	Gloss White
VHTSP122	Pontiac Blue	VHTSP130	Flat Black
VHTSP123	Chevy Orange	VHTSP134	Ford Light Blue
VHTSP124	Gloss Black	VHTSP135	GM Blue
VHTSP125	Ford Dark Blue	VHTSP137	Ford Gray
VHTSP126	Chrysler Blue	VHTSP139	GM Satin Black
VHTSP127	Aluminum	VHTSP145	Clear Gloss



### Nu-Cast Coatings for Engine Blocks

Nu-Cast engine and manifold coatings are unique formulas that restore parts to their original cast appearance. Rated at 900°F. 11-oz. aerosol can.

Part No.	Color
VHTSP997	Cast Iron Paint
VHTSP998	Header Paint



### “Quick Coat” Enamels

Formulated to provide a tough and durable enamel coating without heat curing or special processing. Ideal for professional or home use. Rated at 250°F. 11-oz. aerosol can.

Part No.	Color
VHTSP504	Gloss Black
VHTSP510	Flat Black



### “Prime Coat” Sandable Primers

Provides an excellent base for enamel or synthetic lacquer paint. A quick, fast-drying base coat with excellent adhesion. 11-oz. aerosol can.

Part No.	Color
VHTSP301	White
VHTSP303	Red Oxide
VHTSP304	Light Gray
VHTSP305	Black



### Self-Etch Primer

**VHTSP307**  
Etch and primes in one step. Compatible with all finishes. Great for spot repair. For superior adhesion on plastic, fiberglass, baresteel, aluminum and stainless. 11-oz. aerosol can.



### Brake Caliper Cleaner

**VHTSP700**  
An excellent preparation for cleaning calipers prior to painting. Cleans residue from brake dust, grease, and brake fluid from surfaces for greater paint adhesion. 11-oz. aerosol can.





### All-In-One-Silicone

Premium grade RTV Silicone can fulfill all of a racer's sealing needs. Colors are low volatility, oxygen sensor safe, and will withstand high temperatures. 3-oz. tubes or 11.3-oz. cartridges.



Description	3-oz. Tube Part No.	11.3-oz. Cartridge Part No.
Clear All-In-One Silicone	VLC71105	VLC71112
Black All-In-One Silicone	VLC71135	VLC71142
Aluminum All-In-One Silicone	VLC71195	VLC71202

### Tube-Grip®

#### VLC71416

Tube-Grip® is an innovative, 14-gauge steel tool that can easily dispense material from flexible tubes with no waste. Applies 10 times more pressure than squeezing by hand and dispenses up to 35% more material out of each tube.



### Hylomar Universal Blue

#### VLC71963

Universal Blue was developed as an economic automotive version of Aerograde PL32 without all the certifications, and is manufactured using methylene chloride as the solvent. 250ml brush-top can.



### Hylomar Advanced Formulation/HPF

#### VLC71301

Advanced Formulation is solvent free and is available in standard and high-viscosity versions. Developed for special purposes to address environmental issues in certain industries. Sold in 3.5-oz. tube in box.



### Peeler

#### VLC71688

Removes silicone, paper or fiber gasket material more quickly and easily than a gasket scraper.

Short, easy-to-hold Peeler has a unique, self-leveling blade assembly that won't dig in or gouge surfaces and maintains a good, sharp cutting edge.



### Epoxi-Putty

#### VLC71636

Kneadable, steel reinforced Epoxi-Putty cures rock-hard within minutes of mixing. Can be drilled, tapped, or filed after 1 hour and can withstand temperatures up to 500°F. Packaged in 2-oz. clear cylinder with cap.



### Thread Locker

#### VLC71620

Medium strength 10 ml. anaerobic compound developed for locking, retaining, and sealing fasteners and components. Works in a wide temp range, prevents corrosion, lubricates components during assembly, and resists water and oils. Available in medium strength for parts that need periodic disassembly.



### White Lithium Grease

#### VLC795903

Multi-purpose, 12-hydroxy lithium-based Grease has outstanding resistance to water and is perfect for high-speed, heavy load applications. Mechanically stable lubricant also contains oxidation and corrosion inhibitors. 10-oz. tube.



### Magic Mix®

#### Metal Cleaner and Polish

The "Lazy Man's Polish" shines and protects aluminum, stainless steel, diamond plate, brass, gold, silver, magnesium, and copper. Magic Mix® removes oxidation, tar, and bugs from paint and even removes rust from chrome. For tough stains, clean and prepare metal with Magic Mix® Metal Cleaner.



Part No.	Description
VLC71610	Cleaner and Polish Set, 8 oz. Each
VLC71611	Metal Polish, 8-oz. Bottle
VLC71640	Metal Polish, 16-oz. Bottle

### Magic Mix Speed Wax

#### VLC71644

A quick detailer that contains wax, Speed wax shines and protects between hand waxes and washings.





## Pro-V Racing Oil

A complete line of premium racing oils that incorporate the same technology and expertise behind our professional race teams. Lubricants have been optimized in the Valvoline lab and proven on race tracks throughout the world. Oils are engineered to reduce engine wear and sludge, control foaming and maintain peak engine power. Sold in one-quart bottles.



Description	1-qt. Bottle
SAE 0W-30	—
SAE 10W-30	VAL822388-C
SAE 20W-50	VAL822347-C
SAE 30W	VAL822401-C
SAE 40W	VAL822390-C
SAE 50W	VAL822350-C
SAE 60W	VAL822403-C

## Synthetic Motor Oil

Valvoline's 100% synthetic motor oil delivers superior lubrication, performance, and extreme temperature protection. Extensive testing has proven increased horsepower, less wear, and cooler engine temperatures. Sold in one-quart bottles.



Description	1-qt. Bottle.
SAE 5W-30	VAL179
SAE 10W-30	VAL935
SAE 20W-50	VAL945

## Premium Conventional Motor Oil

Specially formulated motor oils include advanced additive technology and premium base oils for high performance and enhanced engine life. Multi-viscosity grades offer protection, while mono-grade oils are formulated for warmer conditions. Sold in one-quart bottles.



Description	Part No.
SAE 5W-30	VAL797975-C
SAE 10W-30	VAL797578-C
SAE 10W-40	VAL797671-C
SAE 20W-50	VAL822344-C
SAE 30	VAL797978-C

## Val-Plex EP® Grease

### VAL614

Premium quality, multi-purpose wheel bearing grease is formulated for maximum performance and protection. Resists high temperatures and withstands heavy loads. One-pound can.



## Automatic Transmission Fluid Type F

### VAL822387-C

Premium-quality transmission fluid meets Ford spec. M2C33-F. Sold in one-quart bottles.



## 75W90 Synthetic Gear Oil

### VAL975

100% synthetic, extreme-pressure 75W90 lubricant withstands high and low temperatures and may be used in conventional or limited slip differentials. Sold in one-quart bottles.



## High-Performance 80W90 Gear Oil

### VAL831

Offers superior protection to differential gears and bearings. Meets or exceeds requirements in all rear axles, including limited slip types. Meets API Services GL-5, GL-6 ratings. Sold in one-quart bottles.





## GEN-II Super Cooler System

### VIN61005-VUZ-A

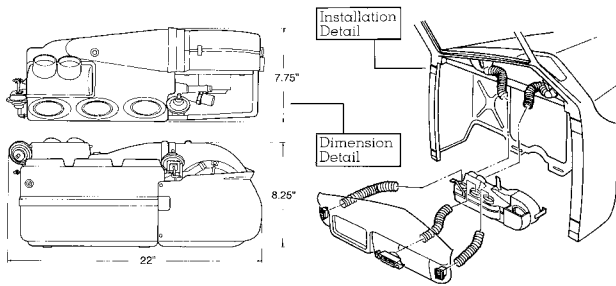
A heat/cool and defrost unit built with GEN II electric servo motors and re-engineered heating/cooling coil. The GEN II unit would be the best choice for large sedans and wagons.



#### System Includes:

- Evaporator and Mounting Brackets
- Wiring Harness
- AC Duct Hose
- Drain Kit
- Heater Control Valve
- Hoses and Ducts for Defrost

**Note:** Dash vents not included.



## SureFit™ Condenser Kit with Dryer



Designed and tested to mount directly into the specified vehicle, SureFit condenser kits feature a parallel-flow condenser, with a receiver/dryer, binary safety switch, and all the hardlines and hardware needed to mount it in a stock-configured engine.

Part No.	Description / Application
VIN011068	Condenser Kit for 1967-68 Mustang
VIN021167	Condenser Kit for 1968 Chevelle Gen IV
VIN021170	Condenser Kit for 1970-72 Chevelle Gen IV
VIN021550	Condenser Kit for 1947-54 Chevrolet and 1947-53 GMC Pickups

## SureFit™ Systems



Vintage Air offers model-specific systems for classic vehicles, with many available in both Evaporator Kits and Complete Kits. "Evaporator" kits include: evaporator and bracket, louvers (when required), duct hose, wiring harness, new controls or cable converters, hardware, and installation manual. Essentially all the components and accessories for the inside of the vehicle.

"Complete Kit" is just as it sounds and includes: everything above plus - all under hood components such as compressor, engine brackets, condenser with brackets, pre-formed refrigerant lines, drier, fittings, hardware, and installation manual. We recommend ordering a complete kit for reliability and optimum performance. Designed and tested to mount directly into the specified vehicle, SureFit condenser kits feature a parallel-flow condenser, with a receiver/dryer, binary safety switch, and all the hardlines and hardware needed to mount it in a stock-configured engine.

Part No.	Description
<b>GEN IV SureFit Complete Kits</b>	
VIN96156-PCU	1955-56 Chevy 4-Vent Complete Kit (No Molded Center Vent Allows Use of 4 Individual Louver Locations)
VIN965701	1957 Chevy, Center Vent
VIN961190	1957 Chevy, Center Vent
VIN961170	1970-73 Camaro Complete Kit (Non-Factory Air)
VIN961066	1966-68 Chevelle, Non-Factory Air
VIN965071	1970-72 Chevelle, Factory Air
VIN961071	1970-72 Chevelle Complete Kit (Non-Factory Air)
VIN941170	1967-72 Chevy Truck, Non-Factory Air
VIN944170	1967-72 Chevy Truck Complete Kit (Factory Air Truck)
VIN74056-LFU-A	1956 Ford F100 Complete A/C Kit w/o Controls
VIN941156	1955-57 GM P/U Complete A/C Kit Non Air Truck
VIN941165	1964-66 GM P/U Complete A/C Kit Non Air Truck
VIN951168	1967-68 Mustang Complete A/C Kit Non Factory Air
VIN961068	1968-69 Chevelle Without Factory Air
VIN961162	1963-65 Corvette Without Factory Air
VIN964173	1963-65 Corvette Without Factory Air
VIN954164	1969-73 Corvette With Factory Air
<b>GEN IV SureFit Evaporator Kits</b>	
VIN561190	1967-68 Camaro/Firebird, Non Factory Air
VIN561166	1966-67 Nova
VIN751156	1955-57 Chevy Truck Evaporator Kit with Deluxe Controls
VIN751170	1967-72 Chevy Truck Evaporator Kit (Non-Factory Air)
VIN751171	1967-72 Chevy Truck Evaporator Kit (Non-Factory Air with Factory Air Control Panel)
VIN551168	1967-68 Mustang Evaporator Kit
VIN561071	1970-72 Chevelle Evaporator Kit Non Air Car
VIN565702	1957 Chevy Evaporator Kit Non Air Car
VIN011068	1967-68 Mustang Condenser Kit
VIN021167	Condenser Kit for 1968 Chevelle Gen IV
<b>Optional System Components</b>	
VIN49767-LCE	Replacement for 1967-72 Control Panel for Factory-Air Trucks.



## GEN-II Compac System

### VIN68000-VUZ-A

Great new technology makes the Compac the best choice for a coupe, small sedan, or truck. Electric servo motors control all of the butterfly airflow doors.



This means greater airflow, and no need for high engine vacuum. Heat, cool, and defrost model.

#### System Includes:

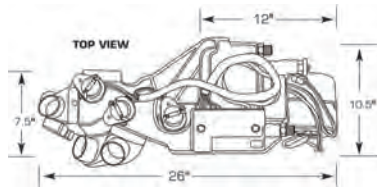
- Evaporator and Mounting Brackets
- Wiring Harness
- AC Duct Hose
- Drain Kit
- Heater Control Valve
- Hoses and Ducts for Defrost

**Note:** Dash vents not included. Heat and cool model.

## GEN-IV Magnum Climate Control System

### VIN671400-VUZ

Heat, cool, and defrost. True bi-level, infinitely adjustable comfort in a classic car. This system can handle even the largest sedan or wagon. The GEN-IV Magnum has a unique shape that will fit in vehicles with high transmission tunnels and stepped firewalls.




The system includes evaporator and mounting brackets, wiring harness, electric solenoid heater control valve, A/C duct hoses, drain kit, and defrost kit (hoses and ducts). Control panel sold separately.

## Installation Mock-Up Units

The easiest way to fit an evaporator unit into place!

These mock-up units are representative cases with jack-nuts and brackets for each system but without the internal components. They are extremely lightweight, so holding the unit in place to determine fitment, mounting, and hose routing is a snap.



Part No.	Description
VIN660050-VUA	Mock-Up of GEN-II Mini
VIN680000-VUA	Mock-Up of GEN-II Compac
VIN610050-VUA	Mock-Up of GEN-II Super
VIN671450	Mock-Up of GEN-IV Magnum

## GEN II Accessories

### Optional GEN-II Control Panels

Four-lever machined face panels have levers to control heat and cooling levels, fan speed, defrost, and direction of airflow. Internal lighting makes panel highly visible at night.



Part No.	Description	VIN48103-SHQ
VIN48102-SVO	Vertical Control Panel, 2.5" Wide x 4.69" Tall	
VIN48103-SHQ	Horizontal Control Panel, 4.69" Wide x 2.5" Tall	
VIN49110-SHO	4-Lever Horizontal Control Panel 4.6" Wide x 2.44" Tall	

### Streamline Control Panel

#### VIN48104-RHQ

The same "vintage look" styling of the original Vintage Air control panel, updated with back-lit, knobs that look really cool at night. 5-1/2" wide x 2-1/2" tall.



### Streamline™

#### 4-Knob Panels

Controls all functions of any GEN-II system. Engraved aluminum panel is available in fully polished or black anodized finish. Knobs are internally lit with a soft glow.



Part No.	Description
VIN491200-RUA	5.318" x 1" Tall, Polished Face and Knobs
VIN491229	5.318" x 1" Tall, Black Anodized Face and Knobs





## GEN IV Accessories Dash Mount Vents and Accessories

A variety of accessories to choose from including chrome or black vents.



VIN49056-VUL

Part No.	Description
VIN49053-VUL	Thru-Dash Mount 2-7/8" Diameter for 2-1/2" Hose
VIN49056-VUL	Chrome Rectangular Vent, 3-7/8" x 1-9/16" for 2-1/2" Hose
VIN49057-VUL	Chrome Rectangular Vent, 4-3/4" x 1-9/16" for 2-1/2" Hose
VIN49062-VUQ	Streamline Louver Polished Aluminum, 1-3/4" Tall x 4" Wide
VIN49327-VUL	Black Rectangular Vent, 3-7/8" x 2" Face for 2-1/2" Hose

## GEN-IV Control Panels

Super-compact three-knob control panels are for the GEN-IV system. Panels feature engraved mode icons, LED



VIN491210-RUA

backlighted aluminum knobs, and a choice of polished or black anodized finish.

Part No.	Description
VIN491210-RUA	Polished Face and Knobs, Horizontal, 4-1/8" Wide x 1-1/4" Tall
VIN491223-RUA	Black Anodized Face and Knobs, Horizontal, 4-1/8" Wide x 1-1/4" Tall

## Under Dash Mount Vents

Part No.	Description
VIN49050-VUL	Under Dash Rectangular Louver for 2-1/2" Hose
VIN49054-VUL	Under Dash Round Louver for 2-1/2" Hose
VIN49059-VUL	Under Dash Rectangular Louver for 2-1/2" Hose



VIN49059-VUL

## Kick Panel Mount Vents


Part No.	Description
VIN49051-VUL	Left Kick Louver Panel for 2-1/2" Hose
VIN49151-VUL	Right Kick Louver Panel for 2-1/2" Hose



## Duct Hose



VIN62415-VUE



VIN49592-VUI


Part No.	Description
VIN49592-VUI	Y-Connector, 2-1/2"
VIN62415-VUE	Hose Adapter, 2" to 2-1/2"

## Vertical Super Flow Condenser

### VIN03332-VUC

Vertical super flow condenser measures 20-3/4" tall x 14" wide x 3/4" thick. Side exit style.

**Note:** The above condenser is compatible with HFC-134A or R-12 refrigerants.



## Remote Mount Condenser

### VIN03500-OVA

In a vehicle with limited or non-existent space in front of the radiator, a commonplace problem in street rods, the 12" x 20" Remote Mount Condenser with its 12" skewed blade fan may be just the solution. The condenser must be mounted in a location that will assure adequate air flow. Installation requires an extra long hose kit and a trinary switch.



## 1967-72 Chevy Truck

### Superflow Horizontal Condenser

#### VIN021567


By providing increased refrigerant contact with the micro tube walls and multiple passes per circuit, SuperFlow condensers furnish improved flow for a more efficient system and cooler air in 1967-72 Chevy C-10 trucks.



## Standard Refrigeration Line Kit

### VIN521171

The kit features barrier-type refrigerant line for use with HFC-134A or R12 refrigerants as well as -6AN, -8AN, and -10AN fittings, O-rings, tie wraps, and a refrigerant oil tube. 1967-72 Chevy C-10 truck.



## Hose Kits for 134A Beadlock Crimp

### VIN31700-VBD

Kits with dryer are compatible with HFC-134A refrigerant.



## Chrome Dryer

### VIN07310-VUQ

Chrome dryer includes built-in mounting bracket and measures 2-1/2" x 6".



## Polished Aluminum Dryer

### VIN07330-VUQ

Change the dryer without removing any fittings, measures 2-1/2" x 7".





## Dryer Clamps

### VIN07113-VUB

For use on 2-1/2" dia. dryers.



## 508 Compressors

Part No.	Description
VIN04808-VUA	Double-Groove Pulley, Standard Finish, for HFC-134A
VIN04808-VUQ	Double-Groove Pulley, Polished Finish, for HFC-134A



## Binary Switch Kits

Kits combine high- and low-pressure functions into one switch.

Part No.	Description
VIN24679-VUS	Binary Switch Kit for Beadlock Crimp
VIN11078-VUS	Replacement Female Thread, Binary Switch Only



VIN24679-VUS

## Trinary Switch Kits

Kits have an inline three function safety switch that will shut the compressor off in high- and low-pressure situations and turns on an electric fan when the compressor is running.



VIN24678-VUS

Part No.	Description
VIN11076-VUS	Replacement Female Thread, Trinary Switch Only
VIN24678-VUS	Trinary Switch Kit for Beadlock Crimp

## Streamline™ Bulkhead Plates

Lower profile, easier installation. Just drill four individual holes. Machined billet aluminum construction.



Part No.	Description
<b>4-Way Square for A/C &amp; Heater</b>	
VIN384600-MBA	4-Way A/C-Heater, 6-10 Male O-Ring, Polished
VIN384800-MBA	4-Way A/C-Heater, 8-10 Male O-Ring, Polished
<b>4-Way Diamond for A/C &amp; Heater</b>	
VIN388600-MBA	4-Way A/C-Heater, 6-10 Male O-Ring, Polished
VIN389601	4-Way A/C-Heater, 6-10 Male O-Ring, Black Anodized
<b>2-Way for A/C &amp; Heater O-Ring Lines</b>	
VIN382000-MBA	2-Way Heater, 10-10 Male O-Ring, Polished
VIN382600-MBA	2-Way A/C, 6-10 Male O-Ring, Polished
VIN382680-MBA	2-Way A/C, 6-8 Male O-Ring, Polished
VIN389602	2-Way A/C, 6-10 Male O-Ring, Black Anodized
VIN389603	2-Way A/C, 6-8 Male O-Ring, Black Anodized
VIN389802	2-Way A/C, 8-10 Male O-Ring, Black Anodized
VIN389803	2-Way Heater, 10-10 Male O-Ring, Black Anodized
<b>4-Way In-Line for A/C &amp; Heater</b>	
VIN386600-MBA	4-Way A/C-Heater, 6-10 Male O-Ring, Polished
VIN389804	4-Way A/C-Heater, 6-10 Male O-Ring, Black Anodized

## 4-WAY A/C - Heater Aluminum Bulkhead Plate

### VIN34217-VUQ

Creates professional looking installation allowing for one-man tightening of fittings and reduce the possibility of scratching paint. Billet aluminum construction with -6AN to -10AN male O-ring lines.



VIN36140-MPA



## Stainless Hardline Parts

Part No.	Description
<b>O-Ring Weld-On Line Ends</b>	
TiteFit™ Nut	
VIN36140-MPA	-6AN
<b>Male Weld-On O-Ring Nut</b>	
VIN36255-MPA	-8AN
VIN36356-MPA	-10AN

## Fittings for Standard Vintage Air Hose



VIN35511-VUG

VIN35831-VUG

Part No.	Description
<b>Beadlock O-Ring Fittings with 134A Service Ports</b>	
VIN35511-VUG	-6AN, Straight with Port
VIN35521-VUG	-6AN, 45° with Port
VIN35531-VUG	-6AN, 90° with Port
VIN35825-VUG	-6AN, In-Line Service Port
VIN35512-VUG	-8AN, Straight with Port
VIN35522-VUG	-8AN, 45° with Port
VIN35532-VUG	-8AN, 90° with Port
VIN35542-VUG	-8AN, 135° with Port
VIN35826-VUG	-8AN, In-Line Service Port
VIN35513-VUG	-10AN, Straight with Port
VIN35523-VUG	-10AN, 45° with Port
VIN35533-VUG	-10AN, 90° with Port
VIN35543-VUG	-10AN, 135° with Port
VIN35827-VUG	-10AN, In-Line Service Port
<b>Beadlock O-Ring Fittings</b>	
VIN35811-VUG	-6AN, Straight
VIN35821-VUG	-6AN, 45°
VIN35831-VUG	-6AN, 90°
VIN35841-VUG	-6AN, 135°
VIN35812-VUG	-8AN, Straight
VIN35822-VUG	-8AN, 45°
VIN35832-VUG	-8AN, 90°
VIN35842-VUG	-8AN, 135°
VIN35813-VUG	-10AN, Straight
VIN35823-VUG	-10AN, 45°
VIN35833-VUG	-10AN, 90°
VIN35843-VUG	-10AN, 135°



### Four-Way Bulkhead Beadlock Type Fitting Kit VIN35704-VUD

Kit includes four straight fittings, four 90° fittings and refrigerant oil.



### Bulkhead Fittings



VIN35881-VUG

Part No.	Description
<b>Bulkhead Beadlock Male Fittings, Sold Individually</b>	
VIN35861-VUG	-6AN, Straight
VIN35863-VUG	-10AN, Straight
VIN35881-VUG	-6AN, 90°
VIN35882-VUG	-8AN, 90°
VIN35883-VUG	-10AN, 90°

### Heater Fittings



VIN354100



VIN36033-MPA

Part No.	Description
<b>Beadlock Heater Fittings</b>	
VIN354100	-10AN, Straight
VIN354200	-10AN, 45°
VIN354300	-10AN, 90°
<b>O-Ring Bulkhead Heater Fittings for 5/8" Hose</b>	
VIN34215-VUG	-10AN, Straight
<b>Stainless Manifold Heater Fittings</b>	
VIN36033-MPA	Straight 1/2"NPT to -10AN Male O-Ring
VIN36032-MPA	Straight 3/8"NPT to -10AN Male O-Ring

### Pro Quality Crimp Tools for Refrigerant Lines VIN424005

Standard aluminum beadlock A/C hose crimper, 134A



### Barrier-Type Refrigerant Hose

Includes adequate hose length to connect complete system, all O-ring fittings and crimp ferrules. 134A systems include fittings with service ports. Includes: 6 ft. of -6AN, 4 ft. of -8AN, and 5ft. of -10AN barrier hose.



Part No.	Description
VIN31700-VBD	Hose Kit with Dryer for 134A Beadlock
VIN31703-VBD	Hose Kit without Dryer for 134A Beadlock

### Standard Heater Hose Kit VIN31400-VUD

Includes: 10 feet of 5/8" heater hose, two standard male O-ring 90° bulkhead fittings, two female O-ring 90° fittings and eight hose clamps.



### Adjustable Fan Thermostat VIN24675-VUT

Turns on fan at predetermined temperature via a probe inserted through the radiator, 1/4"NPT.



### Ford Coyote 5.0L Front Runner Accessory Drive System VIN174020

#### This system Includes:

- Precision Machined Compressor Bracket
- Sanden SD-7B10 Compressor
- Compressor Clutch Cover
- Delphi-Saginaw Power Steering Pump for Remote Reservoir
- Precision Machined Power Steering Pump Bracket
- Dayco Performance Serpentine Drive Belt
- Dayco OEM Tensioner Idler Pulley
- ARP Stainless 12-Point Hardware Kit
- Detailed Installation Book



### Front Runner Engine Accessory Drive Systems

One of the most misunderstood and under-appreciated components in any automotive drive train is the engine accessory drive system. The accessory drive system operates often at rotating speeds even higher than the engine's crankshaft. No matter how well built or powerful your engine may be, the engine accessory drive is its life support system.



#### This system Includes:

- Main Truss Mounting Bracket
- Tensioner Bracket
- High-Performance Aluminum Water Pump
- ARP Polished Stainless Hardware
- Sanden A/C Compressor with O-Ring
- Adaptor Blocks
- 140-Amp Alternator
- Compressor Clutch Cover
- Tensioner Cover Kit
- Power Steering Pump with Integral Reservoir
- Water Pump Pulley
- Power Steering Pulley
- Dayco Serpentine Belt and Tensioner
- Crank Pulley

Part No.	Description
Chevy VIN174011	Chevy LS with Power Steering, Black





**Exhaust Sleeve Clamps**

Easily and effectively clamp equal-sized exhaust tubing. All clamps are stainless steel and 3-1/2" long. Sold each.

Part No.	Description
VIB1171	Stainless Steel Clamp for 2-1/2" O.D. Tubing
VIB1172	Stainless Steel Clamp for 3" O.D. Tubing

**Exhaust Seal Clamps**


Stainless steel clamps offer excellent clamping and sealing of overlapping tubing with no permanent distortion of the pipes. Clamps are one inch wide. Sold individually.



Part No.	Description
VIB1166	Stainless Steel Clamp for 2-1/2" O.D. Tubing
VIB1167	Stainless Steel Clamp for 3" O.D. Tubing
VIB1168	Stainless Steel Clamp for 4" O.D. Tubing

**U-J Mandrel Bends**

Bends combine one each of 180°, 45°, and straight legs. Ideal for fabricating exhausts, headers and intercoolers. Available in T304 stainless steel or mild, aluminumized steel. 16-gauge thickness.



Stainless Part No.	Steel Part No.	Tube O.D.	Center Radius	Leg A	Leg B	Leg C
VIB2601	VIB12601	1-1/2"	3"	5"	9"	12"
VIB2603	VIB12603	1-3/4"	3-1/2"	5"	9"	12"
VIB2604	-	1-7/8"	3-3/4"	4"	6"	12"
VIB2605	VIB12605	2"	4"	4"	8"	12"
VIB2607	VIB12607	2-1/4"	3-1/2"	4"	8"	12"
VIB2609	VIB12609	2-1/2"	3-1/2"	6"	8"	11"
VIB2611	VIB12611	3"	5"	7"	8"	17"

**T-304 Stainless Steel 180° Bends**

Part No.	Tube O.D.	Tube Thickness	Center Radius	Leg A	Leg B
VIB2620	1-1/2"	16 Gauge	1-1/2"	4"	4"
VIB2622	1-3/4"	16 Gauge	1-3/4"	4"	4"
VIB2623	1-7/8"	16 Gauge	1-7/8"	4"	4"
VIB2624	2"	16 Gauge	2"	4"	4"
VIB2625	2-1/8"	16 Gauge	3-1/8"	5"	5"
VIB2626	2-1/4"	16 Gauge	3-3/8"	5"	5"
VIB2628	2-1/2"	16 Gauge	3-1/2"	5"	5"
VIB2684	2-1/2"	16 Gauge	2-1/2"	4-1/2"	4-1/2"
VIB2656	3"	16 Gauge	5"	5"	5"



**T-304 Stainless Steel 120° Bends**

Part No.	Tube O.D.	Tube Thickness	Center Radius	Leg A	Leg B
VIB13004	1-3/4"	16 Gauge	1-3/4"	4"	12"
VIB13005	1-7/8"	16 Gauge	1-7/8"	4"	12"



**T-304 Stainless Steel 90° Bends**

Part No.	Tube O.D.	Tube Thickness	Center Radius	Leg A	Leg B
VIB13032	1-1/2"	16 Gauge	1-1/2"	4"	12"
VIB13034	1-3/4"	16 Gauge	1-3/4"	4"	12"
VIB13035	1-7/8"	16 Gauge	1-7/8"	4"	12"
VIB13036	2"	16 Gauge	2"	4"	12"
VIB13038	2-1/4"	16 Gauge	3-3/8"	4"	12"
VIB13040	2-1/2"	16 Gauge	3-1/2"	4"	12"
VIB13042	3"	16 Gauge	5"	4"	12"



**T-304 Stainless Steel 60° Bends**

Part No.	Tube O.D.	Tube Thickness	Center Radius	Leg A	Leg B
VIB13066	2"	16 Gauge	2"	6"	6"
VIB13068	2-1/4"	16 Gauge	3-3/8"	6"	6"
VIB13070	2-1/2"	16 Gauge	3-1/2"	6"	6"
VIB13072	3"	16 Gauge	5"	6"	6"



**T-304 Stainless Steel 45° Bends**

Part No.	Tube O.D.	Tube Thickness	Center Radius	Leg A	Leg B
VIB13094	1-3/4"	16 Gauge	1-3/4"	6"	6"
VIB13096	2"	16 Gauge	2"	6"	6"
VIB13098	2-1/4"	16 Gauge	3-3/8"	6"	6"
VIB13100	2-1/2"	16 Gauge	3-1/2"	6"	6"
VIB13102	3"	16 Gauge	5"	6"	6"



**T-304 Stainless Steel 15° Bends**

Part No.	Tube O.D.	Tube Thickness	Center Radius	Leg A	Leg B
VIB13130	2-1/2"	16 Gauge	3-1/2"	5"	5"



**T-304 Stainless Steel Round Tubing, Straight Lengths**

Part No.	Tube O.D.	Tube Thickness	Overall Length
VIB2636	1-1/2"	16 Gauge	5 ft.
VIB2638	1-3/4"	16 Gauge	5 ft.
VIB2639	1-7/8"	16 Gauge	5 ft.
VIB2645	2"	16 Gauge	5 ft.
VIB2640	2-1/4"	16 Gauge	5 ft.
VIB2641	2-1/2"	16 Gauge	5 ft.
VIB2642	3"	16 Gauge	5 ft.



## Stainless Steel Merge Collectors

High-quality, affordable T304 stainless steel merge collectors free up extra horsepower. Collectors are TIG welded at every seam and hand ported inside for smooth, unobstructed flow. Three sizes are available. Sold individually.



Part No.	Inlet Slipover I.D.	Inlet Tubing Length	Outlet O.D.	Transition Cone Length	Cone Outlet O.D.
VIB10302	1-3/4"	7"	2-1/2"	3-3/4"	3"
VIB10308	2"	7-3/4"	3"	3-3/4"	3-1/2"
VIB10312	2-1/8"	7-1/8"	3-1/2"	4"	4"

## Polished 6061 Aluminum Straight Tubing

Polished 6061 aluminum straight tubing has a 1-3/4" O.D. and is 16 gauge thickness and 18" long.



## 2-1 Merge Collectors

T304 stainless steel construction.



Part No.	Description
VIB10352	1-3/4" Inlet I.D, 2" Outlet O.D.
VIB10354	1-7/8" Inlet I.D, 2-1/4" Outlet O.D.
VIB10355	2" Inlet I.D, 2-1/2" Outlet O.D.
VIB10356	2-1/4" Inlet I.D, 3" Outlet O.D.
VIB10358	2-1/2" Inlet I.D, 3" Outlet O.D.

## Stainless Steel V-Band Flange Assemblies

Borrowing an idea from the big rigs, Vibrant now offers a means of pipe connection that is an excellent alternative to more traditional clamps. Flanges are welded to each pipe to be mated and then they fit face to face inside a special grooved clamping ring tightened by a T-bolt.

Part No.	Description
VIB1487	1-3/4" O.D. Tubing
VIB1488	2" O.D. Tubing
VIB1490	2-1/2" O.D. Tubing
VIB1496	2-3/4" O.D. Tubing
VIB1491	3" O.D. Tubing
VIB1492	3-1/2" O.D. Tubing
VIB1493	4" O.D. Tubing
VIB1494	5" O.D. Tubing



## Aluminum V-Band Flange Assemblies

Identical in design and construction to the stainless steel assemblies, but made of aluminum. Available for 2-1/2", 3", 3-1/2", and 4" O.D. tubing.

Part No.	Description
VIB11490	2-1/2" O.D. Tubing
VIB11491	3" O.D. Tubing
VIB11492	3-1/2" O.D. Tubing
VIB11493	4" O.D. Tubing



## Vanjen Clamping System

### VIB12517

3-1/2" O.D. tubing aluminum clamping system has a quick release and provides a leak-free, modular connection ideal for pressurized air applications like turbocharger intakes. Consists of two weld fittings with O-rings, one union sleeve, a safety pin, and a spring-loaded clamp assembly. The sleeve houses the fittings once they are welded to the tubing and the clamp pulls them together. The connection is flexible and can withstand vibration, movements along its axis, lateral misalignment, and angular deflection up to 12°. Assembly includes one quick-release clamp, one pair weld fittings, and one hard-anodized aluminum union sleeve.



## HD Quick Release Clamp

This modular flexible connector constructed from solid billet T6061 aluminum has a burst rating of 800 PSI and up to 12° of axial movement. Complete with quick-release locking pin. Available in either blue or black anodized finish.



Part No.	Size	Color
VIB12536	3"	Black
VIB12537	3-1/2"	Black
VIB12538	4"	Black

## HD Clamp Full Assembly

Designed to withstand up to 400°F and with a burst pressure rating of 800 PSI, HD clamp assemblies are ideal for clamping turbo intake charge piping. Each assembly includes a billet 6061 aluminum clamp, combined with (2) aluminum weld ferrules with O-rings, (1) union sleeve, and (1) locking pin. Available in blue or black anodized clamp finish.



Description	Black	Blue
HD Clamp Assembly for 3" O.D. Tubing	VIB12516	VIB12516B
HD Clamp Assembly for 3-1/2" O.D. Tubing	VIB12517	VIB12517B
HD Clamp Assembly for 4" O.D. Tubing	VIB12518	VIB12518B

## Stainless Steel T-Bolt Clamps

300-Series stainless steel clamps offer corrosion resistance and reliable, leakproof connections. Bolt and locknut are included. Two clamp assemblies to a pack.



Part No.	Description	Clamp Range
VIB2791	For 2" I.D. Couplings	2.27"- 2.63"
VIB2792	For 2-1/4" I.D. Couplings	2.53"- 2.75"
VIB2793	For 2-1/2" I.D. Couplings	2.75"- 3.10"
VIB2794	For 2-3/4" I.D. Couplings	3.01"- 3.25"
VIB2795	For 3" I.D. Couplings	3.28"- 3.60"
VIB2796	For 3-1/2" I.D. Couplings	3.76"- 4.05"
VIB2798	For 4" I.D. Couplings	4.20"- 4.60"
VIB2799	For 5" I.D. Couplings	4.30"- 5.60"

### Stainless Steel Worm Gear Clamps

Made of T304 stainless steel, these worm gear clamps are available in a variety of sizes and are much more durable than standard hardware store clamps. Sold in packs of 10.



Part No.	Description
VIB12150	Clamp Range 0.25" - 0.63" Band Width 5/16"
VIB12151	Clamp Range 0.44" - 0.90" Band Width 1/2"
VIB12152	Clamp Range 0.75" - 1.50" Band Width 1/2"
VIB12153	Clamp Range 1.30" - 2.16" Band Width 1/2"
VIB12154	Clamp Range 2.04" - 3.00" Band Width 1/2"
VIB12155	Clamp Range 2.79" - 3.74" Band Width 1/2"
VIB12156	Clamp Range 3.54" - 4.49" Band Width 1/2"
VIB12157	Clamp Range 4.05" - 5.00" Band Width 1/2"
VIB12158	Clamp Range 4.56" - 5.51" Band Width 1/2"

### Weld Bungs with Aluminum Caps

Ideal for adding oil fill openings to rear ends, valve covers, etc. Bungs are offered in aluminum or steel construction.



Part No.	Description
VIB11291	2" O.D. Aluminum Weld Bung, Black Cap
VIB11295	2-3/4" O.D. Aluminum Weld Bung, Black Cap

### Windshield Washer Bottles

#### VIB10400

This 1.2L bottle kit is designed for use in engine compartments that need to free up space. For anyone who has installed a turbo or supercharger. Includes everything needed to replace an OEM bottle.



### Custom Exhaust Accessories

Part No.	Description
VIB1193A	Oxygen Sensor Fitting, Mild Steel, 45° Angle, M18 x 1.5 Thread, One Only
VIB1193	Oxygen Sensor Fitting, Mild Steel, 45° Angle, M18 x 1.5 Thread, Box of 5
VIB11105	Oxygen Sensor Fitting, Mild Steel, M18 x 1.5 Thread, One Only
VIB1188	Saddle-Style Weld-On Oxygen Sensor Bung
VIB1194A	Oxygen Sensor Fitting, M18 x 1.5 Thread, Stainless Steel, Individual
VIB1194	Oxygen Sensor Fitting, M18 x 1.5 Thread, Stainless Steel, Box of 5
VIB1195A	Threaded Hex Bolt, M18 x 1.5 Thread, Zinc-Plated Steel, One Only
VIB1195	Threaded Hex Bolt, M18 x 1.5 Thread, Zinc-Plated Steel, Box of 5
VIB1197	Exhaust Gas Temp. Sensor Fitting, 1/8"NPT, Stainless Steel, One Only
VIB11147	Exhaust Gas Temp. Sensor Fitting Plug, 1/8"NPT, Stainless Steel, One Only
VIB10340	Weld-On Collector Tab

### Weld Bungs

Male and female aluminum and mild steel weld bungs for radiators, oil pans, custom tanks, and plumbing.



Aluminum Part No.	Mild Steel Part No.	Description
<b>Male AN Bungs</b>		
VIB11150	—	-4 AN, 7/16"-20, 3/4" O.D.
VIB11151	VIB11251	-6 AN, 9/16"-18, 7/8" O.D.
VIB11152	VIB11252	-8 AN, 3/4"-16, 1" O.D.
VIB11153	VIB11253	-10 AN, 7/8 -14, 1-1/8" O.D.
VIB11154	VIB11254	-12 AN, 1-1/16"-12, 1-3/8" O.D.
VIB11155	VIB11255	-16 AN, 1-5/16"-12, 1-5/8" O.D.
VIB11156	VIB11256	-20 AN, 1-5/8"-12, 1-3/4" O.D.
<b>Female AN Bungs</b>		
VIB11162	—	-8 AN, 3/4"-6, 1" O.D.
VIB11164	—	-12 AN, 1-1/16"-12, 1-3/8" O.D.
VIB11165	—	-16 AN, 1-5/16"-12, 1-5/8" O.D.
<b>Female NPT Bungs</b>		
VIB11170	VIB11270	1/8"-27 NPT, 3/4" O.D.
VIB11171	VIB11271	1/4 -18 NPT, 7/8" O.D.
VIB11172	VIB11272	3/8 -18 NPT, 1" O.D.
VIB11173	VIB11274	1/2"-14 NPT, 1-1/4" O.D.
VIB11174	VIB11274	3/4"-14 NPT, 1-3/8" O.D.

### Universal Catch Cans

Manufactured from 6061 anodized aluminum.



Part No.	Description
VIB12695	Recessed Filter Top, Black
VIB12697	Recirculating Closed Loop Top, Black

### Universal Flexible Split Sleeving

Suitable for the bundling of wires or cables, flexible braided sleeving features a split design that allows adding or removing wires without complete disassembly. Lightweight sleeving is offered in 1/4", 1/2", 3/4", 1", or 1-1/2" diameters. Offered in black only.




Part No.	Description
VIB25800	1/4" Dia. Sleeving, 10' Long
VIB25801	1/2" Dia. Sleeving, 10' Long
VIB25802	3/4" Dia. Sleeving, 10' Long
VIB25804	1" Dia. Sleeving, 5' Long
VIB25806	1-1/2" Dia. Sleeving, 5' Long

### Universal Oil Cooler Cores

#### VIB12893

The bar-and-plate construction allow fabricators to custom build oil coolers to specific requirements. 4" x 10" x 1-1/4"



## 26" Intercooler

### VIB12800

Improve turbocharger output with the addition of an intercooler. Both end tanks are pressure tested to ensure a leak-free assembly. Dimensions: 18" W x 6-1/2" H x 3-1/4" D. Inlet/outlet 2-1/2" x 2-1/2".



## Manual Boost Controller

### VIB16901

Machined from billet T6061 aluminum this compact lightweight boost controller is designed with a unique integrated dial which allows precise settings to eliminate the possibility of over-boosting the engine. Includes four feet of silicone vacuum hose. Flack anodized finish.



## Standard 5" Tall Filters

"The Classic" 4-ply cotton gauze filter. Pre-oiled and washable. 5" tall.

Part No.	Description
VIB10923	3" Inlet I.D.
VIB10925	4" Inlet I.D.



## Classic 3-5/8" Short Filters

### VIB10931

"The Classic" 4-ply cotton gauze filter. Pre-oiled and washable. Has a 4" inlet I.D. and is 3-5/8" tall.



## Reinforced Silicone Couplings

Reinforced and hand-wrapped 4-ply silicone couplings are capable of withstanding high temperatures and high boost conditions without swelling or bursting. Available in black, in 3" and 36" straight sections.



Part No.	Description
VIB2706	3" Long, 2" I.D., Straight Coupling, Black
VIB2708	3" Long, 2-1/4" I.D., Straight Coupling, Black
VIB2710	3" Long, 2-1/2" I.D., Straight Coupling, Black
VIB2712	3" Long, 2-3/4" I.D., Straight Coupling, Black
VIB2714	3" Long, 3" I.D., Straight Coupling, Black
VIB2716	3" Long, 3-1/2" I.D., Straight Coupling, Black
VIB2718	3" Long, 4" I.D., Straight Coupling, Black
VIB27151	12" Long, 3" I.D., Straight Coupling, Black
VIB2711	36" Long, 2-1/2" I.D., Straight Coupling, Black

## Hump Hose Couplings

Four-ply silicone couplings are all 3" long and available in a variety of inside diameters.

Part No.	Description
VIB2729	1-1/2" Hump Coupling
VIB2732	2-1/2" Hump Coupling
VIB2734	3" Hump Coupling
VIB2735	3-1/2" Hump Coupling
VIB2736	4" Hump Coupling



## 90° Elbows

Part No.	Description	Radius	Leg Length
VIB2843	1-3/4" Elbow	1-3/4"	4"
VIB2740	2" Elbow	2"	4"
VIB2742	2-1/2" Elbow	2-1/2"	3-3/4"
VIB2744	3" Elbow	3"	3-1/2"
VIB2745	3-1/2" Elbow	3-1/2"	3-1/4"
VIB2746	4" Elbow	4"	3"
VIB2748	4-1/2" Elbow	4-1/2"	3"



## Transition Hose Couplings

Connect pipes of different diameters with these four-ply silicone transitional couplings. All are 3" long.

Part No.	Description
VIB2766	2" x 2-1/2" Transition Coupling
VIB2771	2-1/2" x 2-3/4" Transition Coupling
VIB2772	2-1/2" x 3" Transition Coupling
VIB2773	2-3/4" x 3" Transition Coupling
VIB2774	3" x 3-1/2" Transition Coupling
VIB2775	3" x 4" Transition Coupling
VIB2776	3-1/2" x 4" Transition Coupling



## 90° Transition Elbows

Part No.	Description	Radius	Leg Length
VIB2780	2" x 2-1/2" Transition Elbow	2-1/2"	4"
VIB2781	2-1/2" x 2-3/4" Transition Elbow	2-3/4"	4"
VIB2782	2-1/2" x 3" Transition Elbow	3"	4"
VIB2785	3" x 4" Transition Elbow	4"	3-1/2"



## 45° Elbows

Part No.	Description	Radius	Leg Length
VIB2750	2" 45° Elbow	2"	5"
VIB2752	2-1/2" 45° Elbow	2-1/2"	4-1/2"
VIB2754	3" 45° Elbow	3"	4-1/4"
VIB2756	4" 45° Elbow	4"	3-1/2"



## Female to Male

### Metric Union Extender

#### VIB10597

Black anodized 6061 aluminum M16x1.5 female-to-male union extender has (3) 1/8" NPT ports.



## In-Line Check Valve

### VIB11118

Black anodized aluminum in-line check valve for -8AN female to male connections. Requires O-ring or crush washer (not included) on female side.



## Exhaust Resonators

304 stainless steel resonators help improve exhaust sound.



VIB1140

Part No.	Description	Inlet	Outlet	Overall Length	Body Size
VIB1792	Bottle Style Resonator	2-1/2"	2-1/2"	18"	4" dia.
VIB1140	Ultra Quiet Resonator	2-1/2"	2-1/2"	13-3/4"	6-1/2" x 4-3/4"
VIB1141	Ultra Quiet Resonator	2-1/2"	2-1/2"	13-3/4"	6-1/2" x 4-3/4"
VIB1142	Ultra Quiet Resonator	3"	3"	13-3/4"	6-1/2" x 4-3/4"

## Streetpower Flat Black Stainless Steel Mufflers

A stealthy look combined with a "true straight-through" oval design makes these mufflers a great option for performance street cars. Generates a low, deep tone while providing unrestricted flow for maximum horsepower. Stainless steel with flat black finish and angle-cut tip.



Part No.	Inlet I.D.	Tip O.D.	Length	Overall Length	Body Size
VIB1146	2-1/2"	3"	15"	20"	9" x 5"

## Quick Disconnect EFI Adapter Fitting

### VIB16886

Black anodized aluminum quick disconnect features -6AN male threads and fits a 3/8" hose.



## Male Straight Fitting for 1/4" OD Tubing

### VIB2664

Stainless steel fitting features PTFE-coated 1/4" NPT threads. Fits 1/4" tubing.



## Male 90° Elbow Fitting for 1/4" O.D. Tubing

### VIB2669

Plastic and stainless steel fitting that features PTFE-coated 1/4" NPT threads. Fits 1/4" tubing.



## Hose Cutting Shears

### VIB2989



Heavy-duty shears designed to provide clean cuts on Vibrant braided and non-braided flex hoses from -3AN to -20AN. Steel with rubberized handles.

## Oil Restrictor Fitting Kit

### VIB10289

Limit oil flow to turbo chargers or other components where excessive oil flow could cause damage to seals and parts. Kit includes aluminum fitting with -4AN male ends and 1/8" NPT inner threads, two stainless steel restrictor jets (0.030" and 0.45"; fitting without jets is 0.060"), Allen key, and Loctite.



## Aluminum Oil Flange for Garret GT32-55R Turbos

### VIB2853

Machined from billet 6061 aluminum, oil flange features a 1/2" NPT female port. Mounting hardware included.



## Turbo Oil Drain Flange

### VIB2889

Designed for use with GT25R, GT28R, GT30R, and T35R Ball Bearing Turbochargers, this flange is machined from billet 6061 aluminum and features a 1/2" NPT female port. Includes M8x1.25 bolts.



## Weld-On Radiator Filler Neck

### VIB20980

Aluminum filler neck is designed to be welded into place and features a 1-1/4" I.D. threaded opening as well as a standard 5/16" barbed fitting for overflow hose. Black anodized aluminum radiator cap (VIB20981) sold separately.



## Black Synthetic Rubber/Nylon Braided Flex Hose



Lightweight and durable synthetic rubber/nylon hose is fully compatible with oil, water, coolant, and fuel, including E85. Capable of handling operating temperatures from -40° to 300°F and pressures up to 500 PSI.

Hose Size	I.D.	10' Length Part No.	20' Length Part No.
-4AN	0.22"	VIB11964	VIB11974
-6AN	0.34"	VIB11966	VIB11976
-8AN	0.44"	VIB11968	VIB11978
-10AN	0.56"	VIB11970	VIB11980
-12AN	0.68"	VIB11972	VIB11982
-16AN	0.89"	VIB11973	VIB11983
-20AN	1.125"	VIB11975	VIB11985

## Stainless Steel Braided Flex Hose with PTFE Liner



Durable braided T300 stainless steel hose is fully compatible with oil, water, coolant, and fuel, including E85. Capable of handling operating temperatures from -40° to 300°F and pressures up to 1000 PSI. 10' Length 20' Length

Hose Size	I.D.	10' Length Part No.	20' Length Part No.
-4AN	0.22"	VIB11914	VIB11924
-6AN	0.34"	VIB11916	VIB11926
-8AN	0.44"	VIB11918	VIB11928
-10AN	0.56"	VIB11920	VIB11930
-12AN	0.68"	VIB11922	VIB11932
-16AN	0.89"	VIB11923	VIB11933



## Banjo Fittings

Part No.	Description
VIB11515	Male Banjo Assembly, -4AN Banjo x M12 x 1.5 Bolt, Aluminum
VIB11523	Male Banjo Assembly, -6AN Banjo x M12 x 1.5 Bolt, Aluminum
VIB11524	Male Banjo Assembly, -6AN Banjo x M14 x 1.5 Bolt, Aluminum
VIB11525	Male Banjo Assembly, -6AN Banjo x M16 x 1.5 Bolt, Aluminum
VIB11535	Male Banjo Assembly, -8AN Banjo x M16 x 1.5 Bolt, Aluminum

## Synthetic Rubber/Nylon Braided Flex Hose



Lightweight, durable synthetic rubber/nylon hose is fully compatible with oil, water, coolant, and fuel, including E85. Capable of handling operating temperatures from -40° to 300°F and elevated pressures up to 500 PSI.

Hose Size	2' Length Part No.	5' Length Part No.	10' Length Part No.	20' Length Part No.
<b>Black Hose</b>				
-4	VIB11954	VIB11984	VIB11964	VIB11974
-6	VIB11956	VIB11986	VIB11966	VIB11976
-8	VIB11958	VIB11988	VIB11968	VIB11978
-10	VIB11960	VIB11990	VIB11970	VIB11980
-12	VIB11962	VIB11992	VIB11972	VIB11982
-16	VIB11963	VIB11993	VIB11973	VIB11983
-20	VIB11965	VIB11995	VIB11975	VIB11985
<b>Black Hose with Red Tracer</b>				
-4	-	VIB11984R	VIB11964R	-
-6	VIB11956R	VIB11986R	VIB11966R	VIB11976R
-8	-	VIB11988R	VIB11968R	VIB11978R
-10	-	VIB11990R	VIB11970R	VIB11980R
-12	-	VIB11992R	VIB11972R	VIB11982R
<b>Black Hose with Blue Tracer</b>				
-4	-	-	VIB11964B	VIB11974B
-6	-	VIB11986B	VIB11966B	VIB11976B
-8	-	VIB11988B	VIB11968B	VIB11978B
-10	-	VIB11990B	VIB11970B	VIB11980B
-12	-	VIB11992B	-	VIB11982B

## Swivel End Hose End Fittings



Black anodized aluminum fittings feature threaded AN connectors on the both ends.

AN Size	Straight	45° Elbow	90° Elbow
-4AN	VIB21004	VIB21404	VIB21904
-6AN	VIB21006	VIB21406	VIB21906
-8AN	VIB21008	VIB21408	VIB21908
-10AN	VIB21010	VIB21410	VIB21910
-12AN	VIB21012	VIB21412	VIB21912
-16AN	VIB21016	VIB21416	VIB21916
-20AN	VIB21020	VIB21420	VIB21920

## Tube to AN Adapter Fittings

Black anodized aluminum fittings feature a tube fitting with brass olive insert on one end, and a threaded AN connector on the other.



AN Size	Tube Size	Female AN	Male AN
-6AN	5/16"	VIB16445	VIB16455
-6AN	3/8"	VIB16446	VIB16456
-8AN	1/2"	VIB16448	VIB16458

## AN Flare to AN Straight Cut Adapter Fittings (Male to Male)

Black anodized aluminum fittings allow for easy conversion from flared AN to straight-cut ORB connections. O-ring included.

AN Size	ORB Size	Part No.
-4AN	-6AN	VIB16822
-6AN	-6AN	VIB16826
-6AN	-8AN	VIB16827
-6AN	-10AN	VIB16828
-8AN	-6AN	VIB16830
-8AN	-8AN	VIB16831
-8AN	-10AN	VIB16832
-8AN	-12AN	VIB16833
-10AN	-6AN	VIB16834
-10AN	-8AN	VIB16835
-10AN	-10AN	VIB16836
-10AN	-12AN	VIB16837
-12AN	-10AN	VIB16840
-12AN	-12AN	VIB16841



## Fittings

Anodized aluminum fittings



## Straight Aluminum Flare to Pipe Adapters

AN Size	NPT Size	Straight	Material
-3AN	1/8"	VIB10290	Steel
-3AN	1/8"	VIB10291	Black Anodized Aluminum
-4AN	1/8"	VIB10292	Steel
-4AN	1/4"	VIB10216	Black Anodized Aluminum
-4AN	1/8"	VIB10293	Black Anodized Aluminum
-4AN	3/8"	VIB10213	Black Anodized Aluminum
-6AN	1/8"	VIB10217	Black Anodized Aluminum
-6AN	1/4"	VIB10220	Black Anodized Aluminum
-6AN	3/8"	VIB10222	Black Anodized Aluminum
-6AN	1/2"	VIB10218	Black Anodized Aluminum
-8AN	3/8"	VIB10221	Black Anodized Aluminum
-10AN	3/8"	VIB10223	Black Anodized Aluminum
-10AN	1/2"	VIB10294	Black Anodized Aluminum
-12AN	3/4"	VIB10224	Black Anodized Aluminum
-20AN	1"	VIB10179	Black Anodized Aluminum
-20AN	1-1/4"	VIB10207	Black Anodized Aluminum

## Push-On Hose End Fittings

Black anodized aluminum fittings are perfect for use with Vibrant's braided flex hose, with a barbed fitting on one end and threaded AN fitting on the other.

AN Size	Straight	90° Elbow
-4AN	VIB22004	VIB22904
-6AN	VIB22006	VIB22906
-8AN	VIB22008	VIB22908
-10AN	VIB22010	VIB22910
-12AN	VIB22012	VIB22912



# VISION WHEEL

## American Muscle Wheels 141 Legend Aluminum Wheels

Manufactured from durable cast aluminum, wheels feature a five-spoke design in chrome or with a gunmetal center and machined rim.



Part No.	Size	Bolt Circle	Back Spacing
<b>Gunmetal</b>			
VIS141H5761GM6	15" x 7"	5 x 4-3/4"	4-1/4"
VIS141H5761GM-7	15" x 7"	5 x 4-3/4"	3-3/4"
VIS141H5765GM6	15" x 7"	5 x 4-1/2"	4-1/4"
VIS141H5861GM0	15" x 8"	5 x 4-3/4"	4-1/2"
VIS141H5861GM-19	15" x 8"	5 x 4-3/4"	3-3/4"
VIS141H5873GM-19	5" x 8"	5 x 5"	3-3/4"
VIS141H7883GM0	17" x 8"	6 x 5-1/2"	4-1/2"
VIS141H7883GM19	17" x 8"	6 x 5-1/2"	5-1/4"
<b>Chrome</b>			
VIS141H7883CO	17" x 8"	6 x 5-1/2"	4-1/2"
VIS141H7883C19	17" x 8"	6 x 5-1/2"	5-1/4"

## 142 Legend Aluminum Wheel

### VIS142-2983C20

Cast aluminum 142 Legend wheels feature a six-spoke design. Chrome center with machined lip.



Size	Bolt Circle	Back Spacing
20" x 9"	6 x 5-1/2"	6"

## 143 Torque Series Aluminum Wheel

### VIS143-8861GMML-6

Torque Series cast aluminum wheel features an attractive gunmetal finish.



Size	Bolt Circle	Back Spacing
18" x 8-1/2"	5 x 4-3/4"	4-1/2"

### 521 Nitro Series Polished Aluminum Wheels

Manufactured from brilliantly polished cast aluminum, 521 Nitro Series wheels feature a classic star design.



Part No.	Size	Bolt Circle	Back Spacing
VIS521H5461P-19	15" x 4"	5 x 4-3/4"	1-3/4"
VIS521H5465P-19	15" x 4"	5 x 4-1/2"	1-3/4"
VIS521H5761P0	15" x 7"	5 x 4-3/4"	4"
VIS521H5861P0	15" x 8"	5 x 4-3/4"	4-1/2"

### 561 Sport Mag Series Aluminum Wheel

VIS561-5461B-19  
The cast aluminum Sport Mag series is offered in black only.



Size	Bolt Circle	Back Spacing
15" x 4" Wheel	5 x 4-3/4"	1-3/4"

### 571 Sport Star II Aluminum Wheels

Cast aluminum, five-spoke 571 Sport Star II wheels are offered with choice of black or polished finish.



Part No.	Size	Bolt Circle	Back Spacing
<b>Black</b>			
VIS571-5461B-19	15" x 4"	5 x 4-3/4"	1-3/4"
VIS571-5465B-19	15" x 4"	5 x 4-1/2"	1-3/4"
VIS571-5861B0	15" x 8"	5 x 4-3/4"	4-1/2"
VIS571-5865B27	15" x 8"	5 x 4-1/2"	5-1/2"
VIS571-7461B-24	17" x 4-1/2"	5 x 4-3/4"	1-3/4"
<b>Polished</b>			
VIS571-5461P-19	15" x 4"	5 x 4-3/4"	1-3/4"

### 15" Stainless Steel Trim Rings

Often used to accompany snap-on center caps, polished stainless steel trim rings fit 15" wheels.

Part No.	Description
VIS2503-V	15" Trim Ring, 2" Wide
VIS2533-V	15" Trim Ring, 2-1/2" Wide
VIS2543-V	15" Trim Ring, 3" Wide



### 55 Rally Series Silver Steel Wheels

Silver painted 15" steel wheels are offered in a variety of different sizes and back spacing. Center cap sold separately.



Part No.	Size	Bolt Circle	Back Spacing
VIS55-5461	15" x 4"	5 x 4-3/4"	2-1/2"
VIS55-5504	15" x 5"	5 x 4-1/2"/4-3/4"	3-1/4"
VIS55-5604	15" x 6"	5 x 4-1/2"/4-3/4"	4"
VIS55-5661	15" x 6"	5 x 4-3/4"	4"
VIS55-5704	15" x 7"	5 x 4-1/2"/4-3/4"	4-1/4"
VIS55-5761	15" x 7"	5 x 4-3/4"	4-1/4"
VIS55-5773	15" x 7"	5 x 5"	4-1/4"
VIS55-5783	15" x 7"	6 x 5-1/2"	4-1/4"
VIS55-5804	15" x 8"	5 x 4-1/2"/4-3/4"	4-1/4"
VIS55-5861	15" x 8"	5 x 4-3/4"	4-1/4"
VIS55-5873	15" x 8"	5 x 5"	4-1/4"
VIS55-5883	15" x 8"	6 x 5-1/2"	4"

### Rally Series "Power Disc Brakes" Snap-On Center Cap

#### VISJC5001-V

Chrome-plated steel 8-1/4" dia. center cap with "Power Disc Brakes" branding.



### Police Style Snap-On Center Cap

#### VIS2531-V

Chrome-plated stainless steel center cap has an 8-1/8" dia.



### Rally Series Snap-On Center Caps

Plastic Rally Series center caps have a 9.5" dia. and attach to most popular 15" wheels.

Part No.	Description
VISJC5023-V	Rally Series Center Cap
VISJC5023V-S	Rally Series Center Cap, Short



### Rally Series Spinner Snap-On Center Cap

#### VISJC5007-V

Spinner-style chrome-plated steel center cap has a 8.2" dia.







### 55 Rally Series Aluminum Wheels

Gunmetal-finished aluminum wheels feature the classic, Rally design in modern 17" x 8" sizing. Center cap sold separately.

Part No.	Size	Bolt Circle	Back Spacing
VIS55-7883GMML0	17" x 8"	6 x 5-1/2"	4-1/2"
VIS55-7806GMML0	17" x 8"	5 x 4-3/4"/5"	4-1/2"



### 57 Rally Series Chrome-Plated Steel Wheels

Classic appearing, 57 Rally series steel wheels feature a bright chrome-plated finish. Center cap sold separately.

Part No.	Size	Bolt Circle	Back Spacing
VIS57-5704	15" x 7"	5 x 4-1/2"/4-3/4"	4-1/4"
VIS57-5761	15" x 7"	5 x 4-3/4"	4-1/4"
VIS57-5804	15" x 8"	5 x 4-1/2"/4-3/4"	4-1/4"
VIS57-5861	15" x 8"	5 x 4-3/4"	4-1/4"
VIS57-5873	15" x 8"	5 x 5"	4-1/4"



### 255 LPH Universal In-Tank Fuel Pump

Walbro GSS340 Series, 255 LPH universal in-tank high pressure fuel pumps are ideal for high-performance street and race applications. Installs directly into the stock fuel pump brackets in the gas tank and includes all necessary installation parts and hardware. Supports up to 500+ horsepower naturally aspirated.



Part No.	Description
WFPGSS340G3	Fuel Pump with Large Centered Round Inlet, Each
WFPGSS341G3	Fuel Pump with Fixed Inlet, Each
WFPGSS342G3	Fuel Pump with Fixed Inlet, Each

### Universal In-Tank Fuel Pump

Ideal for high-performance street and race applications. Installs directly into the stock fuel pump brackets in the gas tank and includes all necessary installation parts and hardware. The 190 LPH supports 350+ horsepower and the 255 LPH supports 550+ horsepower naturally aspirated applications.




Part No.	Description
WFPF20000141	190 LPH, Each
WFPGSS343G3	255 LPH, Each

### E85/Flex Fuel High-Performance In-Tank Fuel Pump

#### WFPF90000267

Universal E85/Flex fuel pump outperforms all current market in-tank fuel pumps on the market. All internals have been validated to OEM specs for approved use in E85/flex fuel applications. High-pressure, high-flow performance pump supports 500+ horsepower.



### 400 LPH High-Performance In-Tank Fuel Pump

#### WFPF90000262

High-flow fuel pump is designed for engines with more than 500 HP. Requires modifications to wiring, fuel lines, and fuel module.



### Direct-Fit Fuel Pumps

Part No.	Description
WFPGCA758	1985-92 Camaro 5.0/5.7L, 1985-92 Corvette 5.7L
WFPGCA719	11/1984-92 Mustang 5.0L, 255 LPH @ 50 PSI with Max. System Pressure 50 PSI
WFPGCA759	1/1984-92 Mustang 5.0L, 255 LPH @ 50 PSI with Max. System Pressure 87 PSI
WFP5CA249	1985-92 Mustang 5.0L, 155 LPH Stock Replacement
WFPGCA710	11/1984-92 Mustang 3.8L, 255 LPH @ 50 PSI with Max. System Pressure 50 PSI
WFPGCA758	1985-92 Firebird 5.0L/5.7L





## 6-71 Supercharger Kits for Small Block Chevy 262-400

### WEI7582P

Make horsepower in a hurry with a Weiland 6-71 Supercharger. Kits include polished blowers, manifolds, and 3" wide street drive assemblies. Part number WEI7582P has a 10.5% underdrive.



## Dual Quad Carburetor Linkage

### WEI7166

For use with side-mounted Holley 4-barrel carburetor on superchargers or tunnel ram applications.



## Action Plus Water Pumps

Weiland's aluminum mechanical water pumps are 30-50% lighter than stock cast-iron pumps. All pumps feature heavy-duty shafts with 5/8" pilots. Action Plus water pumps use high-quality, heavy-duty, precision bearings with twice the load capacity of most stock pumps.

## Chevy Short Water Pumps

Part No.	Description
<b>Chevrolet Small Block V8 and 90° V6</b>	
WEI9208	Aluminum Water Pump, Satin
WEI9208P	Aluminum Water Pump, Polished
<b>Chevrolet Big Block</b>	
WEI9212	Aluminum Water Pump, Satin
WEI9212P	Aluminum Water Pump, Polished



## Chevy Long Water Pumps

Part No.	Description
<b>Chevrolet Small Block V8 and 90° V6</b>	
WEI9240	Aluminum Water Pump, Satin
WEI9240P	Aluminum Water Pump, Polished
<b>Chevrolet Big Block</b>	
WEI9242	Aluminum Water Pump, Satin
WEI9242P	Aluminum Water Pump, Polished



## X-CElerator Intake Manifolds


X-CElerator 360° single-plane intakes are ideal for street or drag use. They operate well in 2000 to 6500 RPM range and should be used with higher compression ratios, aftermarket camshafts, headers, standard transmissions, or high-stall converter-equipped automatic transmissions.



Satin Part No.	Description	Recommended RPM Range
<b>Small Block Chevrolet</b>		
WEI7547-1	X-CElerator	2000-6500
<b>Ford 351C</b>		
WEI7516	X-CElerator, 2V Heads	1500-7000

## Action Plus Intake Manifolds

Action Plus is a dual-plane, 180° intake that replaces stock manifold and will increase power and torque from idle to 6000 RPM.



Satin Part No.	Polished Part No.	Description	Recommended RPM Range
<b>Small Block Chevrolet</b>			
WEI8120†	WEI8120P†	Action Plus-Use with Alum. Heads 1987-Up	Idle-5500
<b>Ford 351M, 400</b>			
WEI8010	—	Action Plus, 2V Heads	Idle-5500

† Square Carb Mounting Flange

## Classic Style Finned Aluminum Oil Pan Kits

Available for a number of Chevy and Ford applications, Weiland finned oil pans provide a classic retro look while helping to lower engine oil temperatures for longer engine life. Produced in a polished or black powder-coated finish, these application-specific four-quart oil pans include a matching gasket, pickup tube, and mounting hardware.



### Finned Aluminum Four-Quart Oil Pan Kits


Application	Polished	Black
1965-87 Small-Block Ford	WEI6524FWND	WEI6024FWND
1958-79 Small Block Chevy	WEI6500FWND	—
1980-85 Small Block Chevy	WEI6504FWND	—
1986-2002 Small Block Chevy	WEI6502FWND	—
1965-90 Big Block Chevy Gen 4	WEI6532FWND	—





## Street Warrior Intake Manifolds


The all new Street Warrior intakes deliver brutal low-end torque and horsepower throughout the usable RPM range. With the popularity of longer stroke engines and more efficient cylinder head and cam designs, a new intake manifold was in order. Designed with Computational Fluid Dynamics software, the Street Warrior intakes deliver the performance to conquer the competition. Satin versions are available for early and later design small block Chevs.



Part No.	Description
<b>Chevrolet Small Block</b>	
WEI8125	Square/Spread Bore, Satin
WEI8126	Square/Spread Bore (Late) With 1987 And Later Cast Iron Heads, Satin
<b>Chevrolet Big Block</b>	
WEI8122	Peanut Port, Square/Spread Bore, Satin
WEI8123	Oval Port, Square/Spread Bore, Satin

## Stealth Intake Manifolds

The Stealth series represents a totally new generation of 180° dual-plane intake manifolds engineered to combine the high idle to 6,800 RPM power of a single-plane manifold with the sharp throttle response and versatility of a dual plane.



Satin Part No.	Polished Part No.	Description	Recommended RPM Range
<b>Small Block Chevrolet</b>			
WEI8150†	WEI8150P†	Stealth	Idle-6800
<b>Big Block Chevrolet</b>			
WEI8018	—	Stealth, Rect. Port	Idle-6800
WEI8019	—	Stealth, Oval Port	Idle-6800
<b>Small Block Ford 221, 260, 289, 302W (5.0L, 1983-Up)</b>			
WEI8020	—	Stealth	Idle-6800
<b>Small Block Ford 351W</b>			
WEI8023	—	Stealth	Idle-6800
<b>Big Block Ford 429, 460</b>			
WEI8012	—	Stealth	Idle-6800
WEI8021	—	Stealth, Fits CJ, SCJ Heads	Idle-6800
<b>Small Block Chrysler 318 (Late), 340, 360</b>			
WEI8022	—	Stealth	Idle-6800

† Square carb mounting flange.



## Draglite

The Draglite, a strong, lightweight cold-forged aluminum wheel with minimal runout, is the most popular wheel in drag racing and is also an excellent choice for street machines. Center cap is included with all wheels.



Part No.	Size	Bolt Circle	Backspacing
WEL90-54342	15" x 4"	5 x 4-1/2", 5 x 4-3/4"	2-1/4"
WEL90-55346	15" x 5"	5 x 4-1/2", 5 x 4-3/4"	3-1/2"
WEL90-56346	15" x 6"	5 x 4-1/2", 5 x 4-3/4"	3-1/2"
WEL90-57346	15" x 7"	5 x 4-1/2", 5 x 4-3/4"	3-1/2"
WEL90-57348	15" x 7"	5 x 4-1/2", 5 x 4-3/4"	4-1/2"
WEL90-58346	15" x 8"	5 x 4-1/2", 5 x 4-3/4"	3-1/2"
WEL90-58348	15" x 8"	5 x 4-1/2", 5 x 4-3/4"	4-1/2"
WEL90-58350	15" x 8"	5 x 4-1/2", 5 x 4-3/4"	5-1/2"



## Center Caps and Lug Nuts

Part No.	Description
WELP605-5073	RT Series Polished Cap
WELP605-5083	Aluminum Push through Cap Fits All 5 Lug Drag/Street Wheels (3.175" Dia.)
WEL601-1414	Chrome 7/16" RH Closed End Lug Nuts with Washers, 4-Pack
WEL601-1416	Chrome 1/2" RH Closed End Lug Nuts with Washers, 4-Pack

## Rodlite

Capture the tradition of the 50s with the unique style of the Rodlite forged wheels. This wheel is a perfect choice for any vehicle, from the twenties up through the late models. Center caps are included with all wheels.



Part No.	Size	Bolt Circle	Backspacing
WEL93-54342	15" x 4"	5 x 4-1/2"/5 x 4-3/4"	1-7/8"

## Pro Star

The Pro Star is a cold-forged, precision-crafted, lightweight aluminum wheel with superior strength. Brilliantly polished, the Pro Star is one of the truest performance wheels on the market. Center caps are included with all wheels.



Part No.	Size	Bolt Circle	Backspacing
WEL96-54272	15" x 4"	5 x 4-3/4"	2-1/4"
WEL96-55206	15" x 5"	5 x 4-1/2"	3-1/2"
WEL96-55276	15" x 5"	5 x 4-3/4"	3-1/2"
WEL96-56276	15" x 6"	5 x 4-3/4"	3-1/2"
WEL96-57208	15" x 7"	5 x 4-1/2"	4-1/2"
WEL96-57276	15" x 7"	5 x 4-3/4"	3-1/2"
WEL96-57278	15" x 7"	5 x 4-3/4"	4-1/2"
WEL96-58208	15" x 8"	5 x 4-1/2"	4-1/2"
WEL96-58210	15" x 8"	5 x 4-1/2"	5-1/2"
WEL96-58276	15" x 8"	5 x 4-3/4"	3-1/2"
WEL96-58278	15" x 8"	5 x 4-3/4"	4-1/2"
WEL96-58280	15" x 8"	5 x 4-3/4"	5-1/2"

## Tandem Master Cylinder

For manual four-wheel discs, tandem outlet master cylinders are high-pressure die-cast for lightweight, great looks, and strength. A slotted mounting flange accommodates bolt hole centers from 3.22" and 3.40" and can easily be adapted to many stock setups including Chrysler and GM. Master cylinders are available in standard and bright finishes with through-hole mounts on 6.40" centers for side mounting. Fluid outlets on both sides simplify plumbing. Choose 1.00" or 1.12" bore sizes.



Part No.	Description
<a href="#">WIL260-8555</a>	1.00" Bore, Dual, Standard Finish
<a href="#">WIL260-8556</a>	1.12" Bore, Dual, Standard Finish
<a href="#">WIL260-8555-P</a>	1.00" Bore, Dual, Bright Finish
<a href="#">WIL260-8556-P</a>	1.12" Bore, Dual, Bright Finish

## Proportioning Valve

### WIL260-8419

Knurled knob offers precise adjustments from 100 to 1,000 PSI and a 57% reduction in line pressure. Compact, lightweight anodized aluminum housing has dual mounting holes to ease installation. Adjust front to rear or single wheel brake bias.



## Flexline Kit

Wilwood recommends use of the stainless steel flexline kit to replace OEM rubber brake hoses when installing their disc brakes. Kits fit specific disc conversions. Fittings are 3/8"-24 to 90°.



Part No.	Description
<a href="#">WIL220-7699</a>	Universal/1955-57 Chevy Front
<a href="#">WIL220-10632</a>	1965-82 Corvette Rear
<a href="#">WIL220-6471</a>	1987-93 Mustang Front
<a href="#">WIL220-7056</a>	1967-72 Camaro/Nova Front

## Forged Dynalite Pro Series Front Brake Kits

The complete disc brake upgrade kits for American muscle cars and street rods. Pro Series FDL kits feature forged billet Dynalite calipers, versatile enough for the daily driver, performance car, or show vehicle. Kits offer ample clearance inside of most popular 15" wheels and are compatible with manual or power-style master cylinders. Sold complete with black powder-coated (unless noted) calipers, vented rotors, billet aluminum hubs, caliper brackets, and all required hardware. Choose from kits with standard or drilled rotors.

Application	Standard Kit Part No.	Kit with Drilled Rotors Part No.
1970-78 Camaro/Firebird, 11" Dia. Rotors	<a href="#">WIL140-11007</a>	<a href="#">WIL140-11007-D</a>
1980-87 GM G-Body, 11" Dia. Rotors	<a href="#">WIL140-11009</a>	<a href="#">WIL140-11009-D</a>
1937-48 Ford, 11" Dia. Rotors	<a href="#">WIL140-11013</a>	-
1965-69 Mustang, 11" Dia. Rotors	<a href="#">WIL140-11071</a>	-
1970-73 Mustang, 11" Dia. Rotors	<a href="#">WIL140-11073</a>	-
1974-78 Mustang, 11" Dia. Rotors	<a href="#">WIL140-11017</a>	<a href="#">WIL140-11017-D</a>
1987-93 Mustang, 11" Dia. Rotors	<a href="#">WIL140-11018</a>	<a href="#">WIL140-11018-D</a>
1962-67 Chrysler B/E-Body, Drum, 11" Dia. Rotors	<a href="#">WIL140-11020</a>	<a href="#">WIL140-11020-D</a>
1970-72 Chrysler B/E-Body, Disc, 11" Dia. Rotors	-	<a href="#">WIL140-11021-D</a>
1965-72 Chrysler A-Body, 10" Drum, 11" Dia. Rotors	<a href="#">WIL140-11023</a>	-
1973-80 Chrysler/1973-76 A/1973-74 B/1973-80 F, 11" Dia. Rotors	-	<a href="#">WIL140-11019-D</a>

\* Signifies kit with polished calipers.

## Aluminum Tandem Master Cylinder with Bracket and Valve



WIL261-13271-BK

Package includes aluminum tandem master cylinder with combination proportioning valve, mounting bracket, fluid tubes and hardware in a ready-to-install kit. Offered with choice of bare, black E-coat, or media-burnished finished master cylinder.

Part No.	Description
<a href="#">WIL261-13271</a>	7/8" Bore Master Cylinder Package, Bare
<a href="#">WIL261-13271-BK</a>	7/8" Bore Master Cylinder Package, Black E-Coat
<a href="#">WIL261-13271-P</a>	7/8" Bore Master Cylinder Package, Media Burnished
<a href="#">WIL261-13269</a>	1" Bore Master Cylinder Package, Bare
<a href="#">WIL261-13269-BK</a>	1" Bore Master Cylinder Package, Black E-Coat
<a href="#">WIL261-13269-P</a>	1" Bore Master Cylinder Package, Media Burnished
<a href="#">WIL261-13270</a>	1-1/8" Bore Master Cylinder Package, Bare
<a href="#">WIL261-13270-BK</a>	1-1/8" Bore Master Cylinder Package, Black E-Coat
<a href="#">WIL261-13270-P</a>	1-1/8" Bore Master Cylinder Package, Media Burnished
<a href="#">WIL260-13375</a>	Die Cast, .9375" Dia. Bore, Manual with Rod Assembly
<a href="#">WIL260-13375-BK</a>	Die Cast, .9375" Dia. Bore, Manual with Rod Assembly, Black
<a href="#">WIL260-8556-BK</a>	Die Cast, 1.25" Dia. Bore, Black
<a href="#">WIL261-13626</a>	Die Cast, .9375" Dia. Bore, Includes Proportioning Valve and Bracket
<a href="#">WIL261-13626-BK</a>	Die Cast, .9375" Dia. Bore, Includes Prop. Valve and Bracket, Black
Related Components	
<a href="#">WIL220-13189</a>	Proportioning Valve Mounting Bracket for Tandem Master Cylinder
<a href="#">WIL260-13190</a>	Proportioning Valve with Tandem Master Cylinder Mounting Bracket

## Compact Remote Combination Master Cylinder Kits

For applications where space is at a premium, 3.37" compact master cylinders offer the capacity of a full size unit. Sold complete with reservoirs, clamps and required hardware.

Part No.	Description
<a href="#">WIL260-10371</a>	5/8" Bore
<a href="#">WIL260-10372</a>	3/4" Bore
<a href="#">WIL260-10373</a>	13/16" Bore
<a href="#">WIL260-10374</a>	7/8" Bore
<a href="#">WIL260-10375</a>	1" Bore
<a href="#">WIL260-10376</a>	1-1/8" Bore



## Classic Series Dynalite Front Brake Kit

Designed to fit many OEM drum or disc spindles, these kits include FDLI or FDL-M four-piston aluminum calipers and 11" to 11-7/8" one-piece rotors. The time-proven FDL-M caliper provides the most wheel clearance of any four-piston caliper in its size class, and the one-piece cast iron rotors with integrated hubs allow for easy installation and excellent wear resistance. Suitable for daily drivers or show cars, these kits will fit the intended applications with no modifications, and will clear most 14"-15" OEM or aftermarket disc brake wheels. Calipers work with manual or power boosted master cylinders, and includes calipers, pads, rotors, brackets, hardware, and detailed installation instructions. **Note:** Kit will not work with most OEM drum brake wheels.



Part No.	Description	Application
<b>WIL140-15272</b>	Dynalite Front Brake Kit	1967-69 Camaro, 1964-72 Chevy II/Nova
<b>WIL140-13476-D</b>	Dynalite Front Brake Kit	1965-66 V8 Mustangs, all 1967-69 Mustangs

## Forged Dynalite Big Brake Front Brake Kits

FDL Big Brake front disc brake kits provide dramatic improvements in braking with the addition of large, 12.19" diameter rotors and premium forged billet Dynalite calipers. The perfect compliment to tire, wheel, and suspension upgrades. Kit is sold complete with black anodized (unless noted) calipers, vented rotors, billet aluminum hubs, caliper brackets, brake pads, and required hardware. Compatible with most 15" wheels.



Application	Standard Kit Part No.	Kit with Drilled Rotors Part No.
1967-69 Camaro/Firebird, 12.19" Dia. Rotors	WIL140-7675	<b>WIL140-7675-D</b>
1979-81 Camaro/Firebird, 12.19" Dia. Rotors	—	<b>WIL140-9053-D</b>
1965-69 Mustang, 12.19" Dia. Rotors	WIL140-11072	<b>WIL140-11072-D</b>
1965-69 Mustang, 12.19" Dia. Rotors, Red Calipers	—	<b>WIL140-11072-DR</b>
1974-78 Mustang II, 12.19" Dia. Rotors	—	<b>WIL140-10440-BD</b>
1980-87 GM "G" Body, 12.19" Dia. Rotors	—	<b>WIL140-12297-DR</b>
1959-64 Impala, 1963-64 Corvette	—	<b>WIL140-12459-DR</b>

## Big Brake Front Brake Kit **WIL140-9803-D**

Kit provides the ultimate in braking and style with extra-large, 13" diameter vented and drilled rotors. Designed for cars fitted with 17" and larger wheels, kit is well suited to dual-purpose street and track applications. Sold complete with billet aluminum black anodized calipers, rotors, caliper brackets, billet aluminum hubs, brake pads, and required hardware.



## Forged Narrow Superlite 4R Big Brake Front Kit for Chevy/GMC C10

Kit delivers exceptional braking qualities to popular trucks and SUV's, while remaining compatible with OE master cylinder and ABS functions. Includes four-piston calipers, rotors, mounting hat, and necessary hardware.



Part No.	Description
<b>WIL140-15302-D</b>	Chevy/GMC C10 Brake Kit, Drilled Rotors
<b>WIL140-15302-DR</b>	Chevy/GMC C10 Brake Kit, Drilled Rotors/Red Calipers
<b>WIL140-15302-R</b>	Chevy/GMC C10 Brake Kit, Red Calipers

## Forged Narrow Superlite 6R Big Brake Front Brake Kit **WIL140-12271-D**

This six-piston caliper kit with 12.88" one-piece drilled and slotted rotors is specifically designed to fit 1967-72 GM A-body cars. Built exclusively for 17" and larger wheels, the kit will enhance any suspension or tire upgrade on custom, track, or street machines.



## Forged Narrow Superlite 6R Big Brake Front Kit for Chevy/GMC C10

Kit combines FNS six-piston calipers with 13.06" dia. drilled rotors for superior braking. Kit includes calipers, drilled rotors, mounting hat, and necessary hardware.



## Dynapro 6 Big Brake Front Brake Kit **WIL140-10510-D**

Disc brake kit uses premium, billet aluminum Dynapro calipers and large 12.19" diameter rotors to deliver superior braking. Compatible with most popular 15" wheels, kit is sold complete with black anodized calipers, vented and drilled rotors, billet aluminum hubs, caliper brackets, brake pads, and required hardware.



## Forged DynaPro 6 Big Brake Front Brake Kits

Maximize the braking performance of 1980-87 GM "G"-body, while allowing compatibility with a wide range of tire, wheel, and suspension upgrades. Kit includes DynaPro 6-piston forged billet calipers along with drilled 12.19" x .810" rotors, brake pads, and necessary hardware. Choose from kits with black or red powder-coated calipers.



Part No.	Description
<b>WIL140-12837-D</b>	Black Calipers
<b>WIL140-12837-DR</b>	Red Calipers

## Forged Dynapro 6 Big Brake Front Brake Kits

Rigid, forged billet six-piston calipers are teamed with 12.19" dia. rotors to deliver exceptional braking quality. Front disc brake kits are sold complete with calipers, rotors, brake pads, hubs, wheel bearings, and necessary hardware.



Part No.	Application
<a href="#">WIL140-10510</a>	1967-69 Chevy Camaro/Pontiac Firebird
<a href="#">WIL140-10742-D</a>	1974-78 Pinto/Mustang II, Drilled Rotors

## Dynapro Low-Profile Rear Parking Brake Kits

The solution for enthusiasts that require a rear disc brake kit with extra clearance for 14" to 15" wheels and a parking brake. Kits feature forged billet Dynapro four-piston calipers with a special, low-profile design. Each kit is sold complete with black anodized calipers, 11.00" diameter vented and drilled rotors, brake hats, caliper brackets, brake pads, and necessary hardware.



Part No.	Description
<a href="#">WIL140-11827-D</a>	1957-62 Corvette, 1959-64 Chevy Impala Rear Disc Brake Kit
<a href="#">WIL140-11387</a>	Big Ford Rear Axle Disc Brake Kit With Parking Brake
<a href="#">WIL140-11387-D</a>	Big Ford Rear Axle Disc Brake Kit With Parking Brake, Drilled Rotors
<a href="#">WIL140-11389-D</a>	New Style Ford, 2.50" Offset
<a href="#">WIL140-11386-D</a>	Chrysler, 8-3/4"Dana 60, 2.50" Offset
<a href="#">WIL140-11398-D</a>	Chevy, 12-Bolt, 2-3/4" Axle Offset, Drilled Rotors
<a href="#">WIL140-11403</a>	Ford, Small, 2-1/2" Offset, Standard Rotors
<a href="#">WIL140-11385</a>	Chevy C-10 Truck, Standard Rotors

## Forged Dynalite Pro Series Front Brake Kit

Limited offset, FDL Pro-Series front-hub kit for 1962-1972 Dodge/Plymouth A-body offers disc brake upgrade solutions for OEM 9" drum brake spindles. Kit uses a larger 11" rotor and forged aluminum hub, narrows the track by only -.08" from the OEM brake position. Suits the braking requirements of a daily driver, serious competition, or the show enthusiast. Requires no modifications, while providing clearance for popular 15" wheels. May be used with either manual or power brakes. Sold complete with calipers, rotor and hub assemblies, brackets, and hardware.



Part No.	Description
<a href="#">WIL140-11022-D</a>	With Black Caliper
<a href="#">WIL140-11022-D</a>	With Red Caliper

## Big Ford 2.36" Offset, One-Piece Vented Rear Parking Brake Kit [WIL140-7139-D](#)

The kit provides a complete solution for popular muscle car rear axles that require a parking brake. Forged billet Dynalite four-piston calipers, 12.19" one-piece drum/rotors, and high-friction pads provide optimized and balanced braking for all types of custom performance street/strip and show machines. The neatly hidden internal shoe system provides a clean installation with superior static holding power for parking. Optional caliper finishes and rotor designs enable the builder to personalize the style and optimize brake performance for every individual application.



## Forged Dynalite Pro Series Rear Brake Kits

Upgrade rear drum brakes to FDL Pro-Series disc brakes. Compatible with most popular 15" wheels. Designed for popular muscle car applications not requiring parking brakes, kits include black anodized (unless noted) billet aluminum calipers, vented rotors, rotor hats, caliper brackets, brake pads, and necessary hardware. Choose from kits with standard or drilled rotors.



Application	Standard Kit Part No.	Kit with Drilled Rotors Part No.
Fits All 1959-64 Impala and 1957-62 Corvette	<a href="#">WIL140-2112-B</a>	<a href="#">WIL140-11828-DR</a>
Chevy 12-Bolt, 2.81" Offset	<a href="#">WIL140-2112-B</a>	<a href="#">WIL140-2112-BD</a>
Chevy 12-Bolt, 2.81" Offset, Red Calipers	-	<a href="#">WIL140-7141-DR</a>
Chevy 12-Bolt, 2.81" Offset, C-Clip Eliminator	<a href="#">WIL140-5236-B</a>	-
Chevy 12-Bolt, 2.75" Offset, Drilled/Slotted Rotors	-	<a href="#">WIL140-9315-D</a>
Big Ford, 2.36" Offset	<a href="#">WIL140-2115-B</a>	<a href="#">WIL140-2115-BD</a>
Big Ford, 2.54" Offset	<a href="#">WIL140-2114-B</a>	-
Big Ford, New Style, 2.50" Offset	<a href="#">WIL140-2118-B</a>	<a href="#">WIL140-2118-BD</a>
Chrysler, 8-3/4"Dana 60, 2.72" Offset	<a href="#">WIL140-2116-B</a>	-

## Forged Narrow Superlite 4R Big Ford New Style Rear Parking Brake Kit [WIL140-10012-D](#)

Designed for popular muscle cars requiring a 2.50" offset axle and a parking brake this kit utilizes 14" two-piece drilled and slotted rotors, four-piston calipers, and BP-10 compound pads.



## Forged Narrow Superlite 4R Rear Disc Big Brake Kits

Forged Narrow Superlite 4R rear disc kits provide the ultimate Big Brake solution for popular muscle car rear axles that require a parking brake. FNSL4R four piston calipers, 13" or 14" two-piece rotors, and high performance BP-10 compound pads provide optimized and balanced braking to compliment front big brake upgrades on all types of custom, show and high-performance street machines. The neatly hidden internal shoe system provides a clean installation with superior static holding power for parking.



Part No.	Description
<b>WIL140-9219-D</b>	Big Ford, New Style, 2.50" Offset, Drilled/Slotted Rotors, Black Calipers
<b>WIL140-9219-DR</b>	Big Ford, New Style, 2.50" Offset, Drilled/Slotted Rotors, Red Calipers

## Forged Dynalite Rear Parking Brake Kits

FDL Pro-Series brake kits, complete with parking brake, are a performance upgrade over OEM drum brakes. Kits combine forged billet Dynalite four-piston calipers and 12.19" diameter vented rotors for optimized braking. Sold complete with black anodized (unless noted) calipers, rotors, rotor hats, caliper brackets, brake pads, and required hardware. Choose from kits with standard or drilled rotors.



Application	Standard Kit Part No.	Kit with Drilled Rotors Part No.
Chevy C-10 Truck, 2.42" Offset	<b>WIL140-10094</b>	<b>WIL140-10094-DR</b>
GM 12-Bolt Chevy, 2.75" Offset	—	<b>WIL140-7141-D</b>
GM 12-Bolt Chevy, 2.81" Offset	—	<b>WIL140-7141-D</b>
Small Ford, 2.50" Offset	—	<b>WIL140-9282-D</b>
Big Ford, 2.36" Offset	<b>WIL140-7139</b>	<b>WIL140-7139-D</b>
Big Ford, 2.50" Offset	<b>WIL140-7140</b>	<b>WIL140-7140-D</b>
Chrysler, 8-3/4" / Dana 60, 2.50" Offset	—	<b>WIL140-10767-D</b>

## 1965-82 Corvette Replacement Caliper Kit

The forged billet aluminum replacement calipers feature stainless steel pistons and high-temperature seals. Prevents rust that plagues the OE caliper design. The calipers mount in the stock location and are DOT compliant. The kit includes calipers, BP-10 brake pads, stainless steel brake lines, and mounting hardware.



Part No.	Description
<b>WIL140-10789</b>	Front, Clear Anodized
<b>WIL140-10790</b>	Rear, Clear Anodized

## GM D52 Replacement Billet Front Caliper Kits

The direct bolt-on factory replacement forged billet aluminum two piston caliper kits features D52 style BP-10 high friction brake pads, two-inch diameter stainless steel pistons, and hardened slide pins. For use with 1-1/4" wide rotor.



Part No.	Description
<b>WIL140-11290</b>	Black Anodized
<b>WIL140-11290-BK</b>	Black Powder Coated
<b>WIL140-11290-R</b>	Red Powder Coated

## Chevrolet C10 ProSpindles

All-new, forged aluminum modular spindle kits, designed specifically for use with Wilwood disc brake kits, provide a 2.50" drop for a more aggressive stance. Integrated hub accommodates both 5 x 4.75" and 5 x 5.00" bolt circles. Direct mounting for radial caliper brackets offers a rigid platform for mounting.



Part No.	Description
<b>WIL831-14201</b>	ProSpindles, 1963-70 C10
<b>WIL831-14202</b>	ProSpindles, 1971-87 C10

## Master Cylinder Fluid Reservoirs

Attractive, billet aluminum master cylinder fluid reservoirs are offered in direct or remote mount versions. Sold complete with billet cap and seal. 4-oz. reservoir.



Part No.	Description
<b>WIL260-12696</b>	Direct Mount Fluid Reservoir, for Compact Master Cylinder
<b>WIL260-12697</b>	Remote Mount Fluid Reservoir

## Aluminum Tandem Master Cylinders for Classic Mustangs

Designed for the manual brake application 1964-72 Mustang. The cylinder bolts to the factory mount and has fluid outlet ports on both sides of the bore. Machined from high-pressure die castings, these cylinders weigh only 3 pounds, 75% less than the OEM cylinder.



Part No.	Description
<b>WIL260-12900</b>	Aluminum
<b>WIL260-12900-BK</b>	Black



### Mist-N-Shine™ Detailer

Quick and easy to use, non-streaking exterior detailer doesn't leave a dust or film residue. Works well on any surface, even in direct sunlight. Contains no wax, silicone, or petroleum products. Sold each.

Part No.	Description
WIZ01214	22-oz. Spray Bottle
WIZ01217	One-Gallon Bottle



### Mystic Spray Wax™

#### WIZ01235

Easy to apply and remove, this premium wax is formulated not to leave any white residue or abrasive scratch marks. Will remove dust, bugs, and fingerprints. Can be applied on chrome, plastics, and fiberglass. 22-oz. spray bottle. Sold each.



### Metal Polish

#### WIZ11011

The magic is in the cloth! With superior cutting action, Wizards metal polish-infused cloth will remove tarnish, corrosion, brake dust, oxidation, and tar from aluminum, chrome, stainless, copper, bronze, and magnesium. Will not cake up or scratch metal finishes. 3-oz. container. Sold each.



### Metal Renew™

#### WIZ11020

This easy-to-use, fast-cutting liquid metal polish will restore, shine, and protect most metal surfaces. Melts away rust, tarnish, and oxidation, leaving a high-gloss protective finish. Can be used by hand or with power wheel. 8-oz. bottle. Sold each.



### Shine Master™

#### WIZ11033

Developed to remove swirl marks, fine scratches, and light oxidation. Can be used as a cleaner, polish, and breathable sealant to create a show quality gloss with long term durability. Dries quickly, buffs off easily, and leaves no greasy film or powder residue. For use by hand or machine. 16-oz. bottle. Sold each.



### Mystic Cut™ Smart Abrasive Technology™ Compound

A fast-cutting compound formulated with exclusive Smart Abrasive Technology™ for use on scratch-resistant, hard-to-buff medium- and high-solid clears and all types of paint finishes. Contains no wax, silicone, or crystalline silica. Excellent for removing swirls, fading, and water spots. Use with high-speed rotary, dual-action orbital polisher or by hand. Sold each.

Part No.	Description
WIZ11038	8-oz. Bottle
WIZ11048	32-oz. Bottle



### Tire and Vinyl Shine™

#### WIZ11055

This multi-purpose dressing and protectant for vinyl, leather, rubber, and plastic surfaces leaves no greasy residue and dries fast to a glossy finish. 22-oz. spray bottle. Sold each.



### Water Bandit™

#### WIZ11066

All-purpose synthetic chamois that absorbs water 3 times faster than an ordinary leather chamois. Machine washable. Includes storage case. 27" x 17". Sold each.



### Bug Release™

#### WIZ11081

Formulated to quickly soften bug residue on all painted surfaces without damaging chrome, plastic, or painted surfaces. 22-oz spray bottle. Sold each.







## Metal Rescue Rust Remover Bath

Metal Rescue is a non-hazardous, easy, safe, clean, and effective method of rust removal without any of the normal health risks or environmental concerns. Easy to use: simply immerse rusty parts in the liquid from five minutes to twenty-four hours based on the amount of rust, temperature of the liquid, and type of steel. Metal Rescue removes the rust from the part and the rust becomes suspended in the solution. Once rust is removed, simply rinse part off and dry, and the part is ready for use.



Part No.	Description
<b>WSH128-MR</b>	1 Gallon
<b>WSH5-MR</b>	5 Gallon



## Oil Filters

Wix racing oil filters utilize "glass-enhanced" cellulose media to capture particles as small as 10-12 microns, removing up to 94% more dirt than traditional filters. Filters have anti-drain back valve for street use.



Part No.	Application	Height	Dia.	Thread Size	By-Pass Rate	Flow
<b>WIX51060R</b>	Chevy	5.170"	3.600"	13/16"-16	None	28 GPM
<b>WIX51515R</b>	Chrysler/Ford	5.170"	3.600"	3/4"-16	8-11 PSI	28 GPM

## Chevy Spin-On Oil Filter Conversion Kit

### WIX24061

Popular mount is used to convert 1956-67 Chevy V8s from OEM canister-type to spin-on oil filter. Includes base, gasket, mounting bolts, and instructions.



## Oil Filter Adapters


Ideal where exhaust header-to-oil filter clearance is an issue, specialized adapters convert engine mounted filters to a remote mounted base. Adapters include 1/2"NPT female inlet and outlet ports. Oil lines must be purchased separately.



Part No.	Description
<b>WIX24730</b>	Oil Filter Adapter, 3/4"-16 Threads (Ford/Chrysler)
<b>WIX24734</b>	Oil Filter Adapter, 13/16"-16 Threads (GM)

## Remote Mount Oil Filter Mounting Base

Used with an oil filter adapter, the remote-mounted base can filter engine oil, transmission fluid, etc. Oil filter base includes three mounting holes, dual 1/2"NPT inlet and outlet ports, and two 1/2"NPT plugs for blocking off unused ports.



Part No.	Description
<b>WIX24764</b>	Remote Mounted Base, Accepts 3/4"-16 Filters (Ford/Chrysler)
<b>WIX24766</b>	Remote Mounting Base, Accepts 13/16"-16 Filters (GM)

## Racing Air Filters

Racing air filter elements flow over 1,000 CFM without compromising filtering qualities. The Wix racing air filters remove dirt, debris, and other contaminants before they enter the engine, extending piston ring life.

Part No.	Description
<b>WIX46945R</b>	14" Dia. x 3" Tall
<b>WIX46926R</b>	14" Dia. x 3-1/4" Tall
<b>WIX46948R</b>	14" Dia. x 3-1/2" Tall
<b>WIX46927R</b>	14" Dia. x 3-3/4" Tall
<b>WIX46944R</b>	14" Dia. x 4" Tall



## In-Line Fuel Filter

High-flow in-line fuel filter assembly is 2-3/16" O.D. x 11" long and includes a replaceable 7 micron paper element. Compatible with gasoline or alcohol, filter has 3/4"NPT inlet and outlet ports, and features a flow rate of 12 GPM.



Part No.	Description
<b>WIX24004</b>	Replacement Element

## Replacement Fuel Filter

### WIX33900R

Paper element is a direct replacement for the Fram HPGC1.





### 120-Amp MIG Welder

#### WWFMIG-190

Flux-core wire machine requires no gas and is ideal for home or light-duty industrial use. 220-volt, single-phase electric welder includes solid-state electronics housed within a sturdy metal cabinet. Sold complete with power source, MIG gun and 6' cable, ground clamp and cable, spool of weld wire, and power cord.



### Plasma Cutting Machine

#### WWFPL500

Plasma cutter light-duty up to 1/2" thick mild steel. Incorporating solid-state electronics into a sturdy metal cabinet, the 220-volt, single-phase electric unit features a 20-40 amp current range and 60% duty cycle. Includes hand torch with cable, ground cable with clamp, and power cord.



### 90° Cast Iron Welding Clamps

Heavy-duty cast iron 90° clamps are designed to hold parts securely during welding. Clamps include a self-centering and swiveling rear jaw that can hold items of varying sizes. Offered in two sizes, clamps feature machined surfaces and are assembled using copper-plate Acme screws for durability.



Part No.	Description
WWFC-2.3	90° Welding Clamp, 2-3/8" Maximum Opening
WWFC-4.0	90° Welding Clamp, 4" Maximum Opening

### Magnetic Weld Positioning Clamp

#### WWFWMC

Magnetic clamp holds parts at virtually any angle for welding. Steel clamp has 4-3/4" edges and requires no batteries or power.



### Tube Straightener

#### WWFTT100

Tube straightener mounts to a work bench or clamped in a vise and straightens coiled tubing quickly using (5) easy turning, 2-3/8" dia. non-marring Delrin wheels. Adjustable for use on 3/16" through 1/2" dia. round tubing.



### Pipe/Tube Bending Kit

#### WWFSPBENDKIT

Perform smooth, kink-free bends to 3/8" through 7/8" round and 3/4" or 1" square tubing. Tool kit mounts to a bench top or clamps in a vise, and features an extension handle and threaded adjustment. Includes rugged cast iron base, handle, and dies (3/8", 1/2", 9/16", 5/8", 3/4", and 7/8" for round tubing, 3/4" and 1" for square tubing).



### 3-In-1 Bend-Roll-Shear Machines

Versatile bench-top units are capable of bending, rolling, or shearing up to 20-gauge mild steel. Offered in 12" or 30" long versions, units use 1-1/2" diameter solid steel rollers, while removable fingers are used for box and pan bending.



Part No.	Description
WWFSP3-1-12	12" Long Bend-Roll-Shear Machine





### Throatless Hand Shears

Hand shears, offered in 8", 10", or 12" long versions, utilize a throatless design that allows cutting up to 3/16" steel or 3/8" round bars. Heavy steel-framed units use an arched upper blade that allows virtually effortless cutting throughout the entire stroke.



Part No.	Description
<b>WWFSPHS8</b>	8" Throatless Hand Shear
<b>WWFSPHS10</b>	10" Throatless Hand Shear
<b>WWFSPHS12</b>	12" Throatless Hand Shear

### Throatless Rotary Shear

#### WWFWFMS

Bench-top shear may be used to cut virtually any shape out of metal up to 1/8" thick. Forged steel-framed unit combines a ratcheting head, adjustable cutter, and adjustable work stop to aid performing precise cuts.



### 24" x 20-Gauge Box and Pan Brake

#### WWFWFBP2420

Bench top, 24" long box and pan brake includes five removable fingers (1", 2", 3", 8", and 10"), and is capable of bending up to 1/16" (20-gauge) mild steel.



### Slip Rollers

Easy-to-operate units allow rolling up to 20-gauge sheet metal quickly and effectively. Sturdy bench-top units combine cast iron side frames with precision ground and hardened steel rolls for rolling tight radii. Rollers additionally include rolls with wire groove for forming rounds in small increments.



Part No.	Description
<b>WWFWFSR1.0</b>	12" Length Slip Roller, 1" Dia. Rolls
<b>WWFWFSR12</b>	12" Length Slip Roller, 1-1/4" Dia. Rolls
<b>WWFWFSR24</b>	24" Length Slip Roller, 1-1/2" Dia. Rolls
<b>WWFWFSR40</b>	40" Length Slip Roller, 2" Dia. Rolls



### Sheet Metal Thickness Gauge

#### WWFWFSG

Handy tool quickly determines sheet metal thickness. Easy-to-read scale is engraved 0-30 gauge on one side and .0125"-.3125" on the reverse side.



### Cast Iron Vises


These solid cast iron vises offer a large anvil area, swivel base, and replaceable hardened steel pipe jaws at an economical price. Choose from 4" or 6-1/2" bench-mounted units.



Part No.	Description
<b>WWFWFV4.0</b>	4" Cast Iron Vise
<b>WWFWFV6.5</b>	6-1/2" Cast Iron Vise

### Heuer Forged Steel Vises

Among the industry's leading bench vises, German-made Heuer units use forged steel frames, which are 35% stronger than traditional cast iron units. Virtually indestructible, each vise incorporates a specially-crafted spindle and precision-machined surfaces for exceptionally smooth operation. Choose from vises with fixed or replaceable jaws.



Part No.	Description
<b>WWFVH100100</b>	4" (100mm) Jaw Width, Fixed Jaws
<b>WWFVH100160</b>	6-1/4" (160mm) Jaw Width, Fixed Jaws
<b>WWFVH101160</b>	6-1/4" (160mm) Jaw Width, Replaceable Jaws

### Car Covers

Economical, 3-mil thick plastic covers are ideal for covering cars to protect them from dust, dirt, rain, bird droppings, etc. Offered in three sizes to fit a variety of different cars, trucks, or SUV's, covers include elastic along the bottom for a secure fit.



Part No.	Description
<b>WWFWFCCC-SMALL</b>	Small Car Cover, 19' Long
<b>WWFWFCCC-MED</b>	Medium Car Cover, 22' Long
<b>WWFWFCCC-LARGE</b>	Large Car Cover, 24' Long





## Stainless Steel Braided CPE Race Hose

Durability, heat resistance, and great looks... the big three



reasons for using braided stainless hoses for fuel lines and other underhood hose requirements. XRP's chlorinated polyethylene elastomer (CPE) hoses meet these requirements and are compatible with a wide range of liquids.


Size	I.D.	O.D.	3 Ft.	6 Ft.	10 Ft.	15 Ft.	20 Ft.
-6AN	.344"	.547"	XRP300306	XRP300606	XRP301006	XRP301506	XRP302006
-8AN	.438"	.641"	XRP300308	XRP300608	—	XRP301508	XRP302008
-10AN	.562"	.797"	XRP300310	XRP300610	XRP301010	XRP301510	XRP302010

## Aluminum Hose Ends

Hose ends are aviation nipple and cutter-style to prevent blow off and leakage problems that may occur after assembly. XRP fittings are built from heat-treated aluminum.

**Note:** Double swivel style ends are triple sealed and fully adjustable after assembly to hose.

Swivel Part No.	Non-Swivel Part No.	Size
<b>Straight</b>		
—	XRP100004	-4
—	XRP100006	-6
—	XRP100008	-8
—	XRP100010	-10
<b>45°</b>		
—	XRP104504	-4
XRP204506	XRP104506	-6
XRP204508	XRP104508	-8
XRP204510	—	-10
<b>90°</b>		
—	XRP109004	-4
XRP209006	XRP109006	-6
XRP209008	XRP109008	-8
XRP209010	XRP109010	-10
<b>120°</b>		
XRP212010	XRP112010	-10
<b>180°</b>		
XRP218006	—	-6
XRP218010	—	-10



## Holley Dual-Feed Fuel Line Kits

Kits use quality XRP stainless steel braided hose with lightweight aluminum fittings. A 1/8"NPT port for a fuel pressure gauge is included.



Part No.	Description
XRP731006	-6AN Inlet, Dual-Feed Competition-Style Fuel Line Kit
XRP731008	-8AN Inlet, Dual-Feed Competition-Style Fuel Line Kit

## Aluminum Adapter Fittings

Flare Size	Pipe Size	Straight Flare to Pipe	45° Elbow Flare to Pipe	90° Elbow Flare to Pipe
-3	1/8"	XRP981603	XRP982303	XRP982203
-4	1/8"	XRP981604	XRP982304	XRP982204
-4	1/4"	XRP981644	—	—
-6	1/8"	XRP981662	—	—
-6	1/4"	XRP981606	XRP982306	XRP982206
-6	3/8"	XRP981666	—	XRP982266
-6	1/2"	XRP981668	—	XRP982268
-8	1/4"	XRP981607	—	XRP982207
-8	3/8"	XRP981608	XRP982308	XRP982208
-8	1/2"	XRP981688	XRP982388	XRP982288
-8	3/4"	XRP981609	—	—
-10	3/8"	XRP981611	—	XRP982211
-10	1/2"	XRP981610	XRP982310	XRP982210
-10	3/4"	XRP981613	—	—



## Straight Female to Female Flare Swivel


Part No.	Size
XRP900104	-4
XRP900106	-6
XRP900108	-8
XRP900186	-8 to -6
XRP900110	-10



## Fuel Pressure Take-Off Adapters

Part No.	Description
XRP700192	-6 Male to -6 Male
XRP700193	-6 Male to 1/4"NPT Male
XRP700194	-6 Male to 3/8"NPT Male
XRP700195	-6 Male to -6 Female Swivel
XRP700196	-8 Male to -8 Male
XRP700198	-8 Male to 3/8"NPT Male
XRP700199	-8 Male to -8 Female Swivel
XRP700202	-10 Male to -10 Female Swivel

**Note:** All adapters have a 1/8"NPT port.



## Aluminum Fuel Pump Fittings

Part No.	Pump Thread	Size
XRP702108*	5/8"-18 Inv. Flare	-8
XRP981666	3/8"NPT	-6
XRP981608	3/8"NPT	-8

\* May also be used with crush washer on Carter Super Pumps CARM60968.



## Holley Carburetor Fittings

Part No.	Carburetor Thread	Size
XRP700006	9/16"-24 Holley	-6
XRP700106	7/8"-20 Dual-Feed Holley	-6
XRP700108	7/8"-20 Dual-Feed Holley	-8



## 1-1/2" Diameter Liquid Filled Pressure Gauges

### XRP710000

1/8" male NPT, with a range of 0-15 PSI.





## 12V Batteries

AGM, or "Absorbed Glass Mat", is a new technology where the electrolyte is suspended in an absorbent fiberglass material instead of flooding the battery with water. The unique design of an AGM battery makes it spillproof and vibration resistant with ultra-low internal resistance. 3/8" terminals.



Part No.	Max Amps	CA @ 32°F	Dimensions (L x W x H)	Weight (lbs.)
XSPD680	800	320	7.13" x 3.03" x 6.57"	14.77
XSPD925	1200	550	6.5" x 6.93" x 4.92"	23.37
XSPD1200	1400	725	7.8" x 6.54" x 6.85"	33.07
XSPD5100	1400	745	9.02" x 5.43" x 8.19"	39.68
XSPD2400	2000	670	10.24" x 6.65" x 8.31"	62.17
XSPD2700	2200	1170	12.09" x 6.65" x 8.31"	67.46
XSPD3100	2500	1360	13.03" x 6.89" x 8.43"	77.16
XSPS680	1000	320	7.28" x 3.19" x 6.67"	16.62
XSPS925	2400	550	6.65" x 7.08" x 5.07"	26.83
XSPS975	1600	525	7.83" x 5.3" x 6.67"	29.1
XSPS1200	2000	725	7.97" x 6.73" x 6.79"	36.23

## AGM IntelliCharger


### XSP1005

Three-stage 12V/16V AGM battery charger utilizes constant current/constant voltage (CC/CV) charging, while a microprocessor monitors, adjusts, and regulates output. Includes LED indicators and heavy-duty six-foot cables with clamps.



## Billet Aluminum Battery Hold-Downs

Rigid billet aluminum hold-downs are designed to secure XS Power batteries.



Part No.	Description
XSP511	S680 Side-Mount Box



## Ring and Pinions

The utmost care and quality is put into every Yukon differential component manufactured. This effort undoubtedly demands extra time, but ultimately it helps to ensure a quality pattern, a solid fit, and a clean finish. Yukon gears are easy to set up, and they run quietly.



Part No.	Description
YKNYGGM8.5-342	GM 8.5", 3.42 Gear Set
YKNYGGM8.5-373	GM 8.5", 3.73 Gear Set
YKNYGGM8.5-411	GM 8.5", 4.11 Gear Set

## Dura Grip Posi Traction Differentials

Duragrip differentials incorporate Raybestos clutches for effective clutch lock-up, while delivering torque to the tire with the most traction. Fully rebuildable units feature nodular iron cases fitted with forged 4320 steel internal gears for maximum durability.



Part No.	Description
YKNYDGGM12P-3-30-1	GM 8.875", 12-Bolt Passenger, 30-Spline Axles, 3.08-3.90 Gear Ratios
YKNYDGGM7.5-3-28-SM	GM 7.5"/7.625", 10-Bolt, 28-Spline Axles
YKNYDGGM8.5-3-28-1	GM 8.5", 10-Bolt, 28-Spline Axles
YKNYDGGM8.5-3-30-1	GM 8.5", 10-Bolt, 30-Spline Axles
YKNYDGF9-28-AG	Ford 9", 28-Spline Axles
YKNYDGF9-31-AG	Ford 9", 31-Spline Axles

## Traction-Loc Differentials

Fully loaded differential carriers are manufactured using billet steel left and nodular iron right cases fitted with forged 4320 steel internal gears and premium Raybestos clutches. Ideal for street/strip applications, fully rebuildable units utilize an aggressive design for maximum traction.



Part No.	Description
YKNYDGF9-28-AG	Ford 9", 28-Spline Axles, Aggressive Design
YKNYDGF9-31-AG	Ford 9", 31-Spline Axles, Aggressive Design

## Master Differential Overhaul Bearing Kits

The most complete differential overhaul kits currently available. Each kit includes pinion and carrier bearings, pinion shims, Super Shim carrier shims, pinion seal, gasket (where required), ring gear bolts, pinion nut, gear marking compound and brush, and two crush sleeves.



Part No.	Description
YKNYKD60-R	Dana 60/61
YKNYKF8.8-A	Ford 8.8", 2009-Down
YKNYKF9-A	Ford 9", LM102910
YKNYKGM12P	GM 8.875", 12-Bolt Passenger
YKNYKGM8.5	GM 8.5", 10-Bolt
YKNYKGM8.5-HD	GM 8.5", 10-Bolt, Aftermarket Positraction Unit





## Domestic EFI 2005-Up V8/V6 Ford Mustang Wet Nitrous System

### COM82034

One of the safest, most user-friendly nitrous systems available, the system's patented Active Fuel Control monitors bottle pressure and automatically adjusts fuel enrichment. Automatically activates at wide-open throttle, adding up to 175 horsepower. Use on stock or modified vehicles. System includes bottle, stainless steel braided lines, hardware, and instructions.



## Nitrous Pressure Gauge

### COM82005

Closely monitoring bottle pressure is crucial to proper nitrous system function.



## Nitrous Oxide Purge Kits

Clear nitrous lines of unwanted vapors and ensure maximum nitrous activation. Choose from single, 20' spray pattern or dual-outlet "V" pattern purge kits. Each kit includes oversized delivery lines, solenoid and required hardware.

Part No.	Description
COM82010	Purge Kit
COM82175	Dual Outlet Purge Kit



## Purge-Cloud LED Kit

High-intensity, focused-beam LED light illuminates nitrous purge cloud.

Part No.	Description
COM82170B	Blue Purge Cloud LED Kit
COM82170R	Red Purge Cloud LED Kit



## "Machine Gun" Purge Kit

### COM82370B

Kit adds sound and light pulses to any purge kit, delivering a "machine gun" blast of noise and color. Includes module, purge cloud LED kit, and installation hardware.



## Nitrous Oxide Bottle Heater

### COM82006



# INDEX

- Air Cleaner Assemblies and Air Intake Kits..... 27-28, 90, 100-101, 176, 181-183, 211, 230, 247, 331, 350, 401-404, 408-409, 434-435, 470-471, 485
- Adhesives ..... 139, 287-288, 492, 494
- Air Cleaner Assembly Components .. 27-29, 470-473, 487
- Air Cleaner Fastener Kits 28, 80, 298, 350, 403, 408-409
- Air Cleaner Gaskets..... 28
- Air Conditioner Brackets and Components .. 25, 99-100, 211, 253
- Air Conditioner Eliminator Brackets and Components .....211, 310
- Air Conditioning Binary/Trinary Switches ..... 517
- Air Conditioning Compressors and Components .....99, 433, 502, 517
- Air Conditioning Condensers and Components .....514-516
- Air Conditioning Driers and Components ..... 516-517
- Air Conditioning Evaporators/Kits ... 514-515
- Air Conditioning Hoses and Lines..... 516, 518
- Air Conditioning Kit Components 515
- Air Filter Cleaners ... 42, 230, 311-312, 393
- Air Filter Elements . 29, 181, 230, 522, 535
- Air Filter Oil..... 230, 311
- Air Filter Wraps..... 28
- Air Intake Inlet Tubes, Elbows, and Components ..... 177, 520
- Air Intake Tube Clamps ... 46, 66, 520
- Air Suspension Components..... 452-455
- Air Suspension Compressors and Kits ..... 454
- Air Suspension Kits and Air Shocks.. 453
- Air Tanks..... 76
- Alternator Brackets and Components ..... 25, 100, 262-263, 309-310, 346, 392, 435, 470-472, 486
- Alternator Fans .....308-309, 433
- Alternator Fastener Kits..... 80
- Alternator Pulleys..... 104, 500
- Alternators/Generators and Components .55, 99, 314, 392-393, 405-408, 499-500, 503
- AN Hose Assembly..... 220
- AN Hose Pressure Testers ..... 220
- AN Plumbing Tools..... 13, 15, 220
- Analog Gauge Kits....84, 126-127, 360
- Analog Gauges ..... 3, 12, 66, 84, 126-127, 172, 245, 278, 347-348, 359, 410, 425, 504, 538, 540
- Angle and Flat Stock - Aluminum . 36
- Angle and Flat Stock - Steel ..... 36
- AN-NPT Fittings and Components ... 16-20, 32, 34-35, 57, 66-68, 100, 104-105, 168-174, 215-220, 259, 261, 265, 278, 359, 410, 426, 461, 470, 488, 517-518, 522, 524-525, 538
- Antennas and Components ..... 508
- Anti Seize .....287, 289, 389
- Antifreeze/Coolant .....98, 443
- Antifreeze/Coolant Additives ..... 131, 139, 159, 233, 301, 344, 393, 443, 460
- Aprons ..... 43
- Assembly Lubricant 15, 156-159, 300, 312, 389, 444, 459, 497-498
- Automatic Transmission Adapters ... 261
- Automatic Transmission Control Modules..... 483
- Automatic Transmission Dipsticks... 210, 289, 298, 346, 431, 470, 472, 486
- Automatic Transmission Filters . 382
- Automatic Transmission Kickdowns 69, 96, 264, 291-292, 297, 368, 436
- Automatic Transmission Modulators 96
- Automatic Transmission Pans..... 96, 145, 330, 432, 470, 483, 485
- Automatic Transmission Shift Kits... 95
- Automatic Transmissions ..... 368, 482-483
- Axle Bearing Retainers.....70, 340
- Axle Bearings..... 70, 212, 340
- Axle Housing Ends ..... 70, 340
- Axle Shafts ..... 70, 340, 482
- Axle Spacers..... 70
- Axle/Hub Seals ..... 30
- Ball Joints..... 398-399, 476
- Banjo Bolts ..... 20, 34, 173, 220
- Batteries.....78-79, 121, 285, 363-366, 504, 539
- Battery Boxes, Trays and Components 52, 105, 121, 366, 436, 481, 504, 539
- Battery Cables 52, 333, 372, 424, 481
- Battery Charger Components79, 123, 362-363
- Battery Chargers ...122-123, 363, 539
- Battery Disconnect Switches54, 199, 333, 371, 425-426
- Battery Hold-Downs..... 52
- Battery Relocation Kits..... 348, 481
- Battery Terminal Covers 53, 424-425
- Battery Terminals and Components . 53-55, 333, 362, 373, 423-424
- Bellhousing Fastener Kits ..... 263
- Bellhousings ..... 275-276, 427
- Blue Dots ..... 436
- Body Braces..... 472
- Body Fastener Kits..... 63, 105, 150
- Body Mounts...150, 395, 411, 455, 507
- Body Panel Brackets .....29, 39
- Bolts..... 64, 81
- Boost Controllers.....504, 522
- Brake Backing Plates ..... 458
- Brake Bleeder Adapter And Components ..... 35
- Brake Bleeder Bags..... 461
- Brake Bleeder Bottles ..... 35, 339
- Brake Bleeder Kits ..... 339, 379
- Brake Bleeder Wrenches ..... 33
- Brake Bleeders ..... 446, 461, 462
- Brake Boosters and Components. 31, 279-284, 438, 458, 502
- Brake Caliper Pistons..... 446
- Brake Caliper Rebuild Kits..... 446
- Brake Clevis ..... 298
- Brake Drums ..... 212
- Brake Dust Shields.....346, 446
- Brake Fluid..... 77, 124, 131, 302, 312, 342-343, 443
- Brake Fluid Test Strips.....379
- Brake Hard Line ..... 33, 97, 446, 457
- Brake Hoses.....21, 35, 220, 446, 462, 530
- Brake Proportioning Valve Components ..... 33, 457
- Brake Proportioning Valves.... 32-33, 97, 278, 438, 457, 502, 530
- Brake Quiet ..... 289
- Brake Rods ..... 32
- Brake Systems ..... 31, 280-284, 456-458, 530-533

# INDEX

- Breather Tanks ..... 521  
Bulk Hose..... 12, 14-15, 20-21, 67, 166,  
168, 213, 215, 461, 524, 538  
Bump Steer Kits and Components ...  
417  
Bump Stops ..... 411, 474  
Canopies..... 192, 304  
Cap and Plug Fittings ..... 17, 21,  
34-35, 46, 58, 60, 170, 172, 217, 219,  
278, 446, 472  
Car and Truck Covers and  
Components .....89, 155  
Car Dusters..... 122  
Car Wash Soaps..... 285, 341, 390  
Carburetor Adapters and Spacers ....  
177, 334, 347, 488, 491  
Carburetor Adjusting Tools ..... 177  
Carburetor Base Plates ..... 406  
Carburetor Calibration Kits .. 142, 174  
Carburetor Choke Kits and  
Components .....174, 246  
Carburetor Discharge Nozzles..... 174  
Carburetor Dust Covers 29, 334, 435,  
488  
Carburetor Fastener Kits 80-81, 334,  
349, 472, 488  
Carburetor Floats..... 174  
Carburetor Fuel Lines/Logs ..... 3, 19,  
68, 172, 175, 191, 219, 243, 247, 347,  
421, 487, 538  
Carburetor Gaskets 174, 177, 334, 421  
Carburetor Heat Shields..... 246  
Carburetor Jets and Components ....  
174, 246, 247  
Carburetor Linkages .....69, 174  
Carburetor Main Bodies ..... 406  
Carburetor Metering Blocks and  
Components .....3, 406, 421  
Carburetor Metering Rods..... 174  
Carburetor Needle and Seats ..... 174  
Carburetor Power Valves and  
Components ..... 246  
Carburetor Pumps ..... 174  
Carburetor Rebuild Kits....3, 142, 174,  
176, 247, 271, 421  
Carburetor Sight Plugs..... 334  
Carburetor Springs ..... 174  
Carburetors ... 142, 174, 191, 243-244,  
271, 406, 422  
Caster Camber Plates ..... 92, 257, 417  
Catalytic Converters and  
Components ..... 305-306  
C-Clip Eliminator Kits and  
Components ..... 340  
C-Clips..... 72  
Chassis Kits ..... 36  
Chassis Stiffeners... 93, 256, 416, 418,  
452, 455, 507, 509  
Chassis Tabs, Brackets and  
Components .....29, 35, 39-40  
Check Valves..... 522  
Cigarette Lighters.....273  
Circuit Breakers..... 51, 425  
Circuit Testers ..... 49-50  
Cleco Pins..... 75  
Climate Control Panels.....514-516  
Clutch Cables, Linkages and  
Components .. 92, 117, 211-212, 476  
Clutch Fork Pivot Balls ..... 276, 315  
Clutch Forks and Components ....276  
Clutch Kits ..... 3, 315-316, 441  
Clutch Master Cylinders and  
Components ..... 314, 451  
Clutch Slave Cylinders and  
Components ..... 314, 441  
Clutch Throwout Bearings and  
Components ..... 212, 315-316, 441  
CO2 Bottle Brackets..... 41  
Coil Spring Mounts and Brackets 153  
Coil Springs .....  
23, 92, 155, 166, 210, 256-257, 416,  
445-446, 452, 475-476, 508-510  
Coil-Over Conversion Kits ..... 23  
Coil-Over Shock Kits 26, 415, 418-421,  
452, 454, 509  
Coil-Over Thrust Bearings..... 418  
Collector Flanges..... 252, 378  
Complete Linkage Rebuild Kits . 396,  
453  
Control Arm Fastener Kits.....93, 241,  
418  
Control Arm Support Braces ..... 509  
Cooling Fans - Electric.....  
44-45, 143-144, 148, 201-202, 347,  
361, 380, 404, 437, 465  
Cooling Fans - Mechanical ..... 44-45,  
203, 382  
Counter Balance Plates..... 57, 195  
Countersunk Washer..... 63  
Crankshaft Pulleys 104, 433, 486-487  
Crankshaft Scrapers ..... 326-327  
Cruise Control Kits and Components  
269  
Crush Washers.....19-20, 34, 68, 173  
Cylinder Heads..... 112, 176  
Dash Knobs..... 7, 107, 294, 472  
Dash Wiring Harnesses ..... 370  
Deburring Tools..... 75  
Decals..... 54  
Degreasers ..... 42, 124, 158, 190, 302,  
466  
Dielectric Grease ..... 289, 362  
Differential Carrier Components 212,  
342, 442  
Differential Cover Gaskets .... 72, 442  
Differential Covers ..... 340, 407, 438,  
470-471, 491, 496  
Differential Cross Pins ..... 72  
Differential Setup Tools ..... 72  
Differential Shims ..... 71, 442  
Differentials and Differential  
Carriers..... 142, 539  
Digital Gauge Kits..... 82  
Digital Gauges... 24, 84, 193, 410, 423  
Disc Brake Caliper Brackets...30, 74,  
445  
Disc Brake Caliper Components . 446  
Disc Brake Calipers .....23, 30-31, 74  
Disc Brake Pads..... 445  
Disc Brake Rotors .....30, 445  
Distributor Advance Kits ..... 352  
Distributor Advance Lockouts... 352,  
388  
Distributor Advance Springs ..... 348  
Distributor Caps..... 4, 350-353, 388  
Distributor Electronic Conversion  
Kits ..... 386  
Distributor Fastener Kits..... 80  
Distributor Gears ..... 350-351  
Distributor Hold Downs . 56, 103, 210,  
324, 333, 348, 405, 435, 470  
Distributor Ignition Modules...4, 333,  
352, 387-388  
Distributor Replacement Parts .. 388  
Distributor Rotors ..... 350-351  
Distributors.....4, 55-56, 179, 333,  
350-353, 387-388, 405, 469  
Door Handles ..... 297  
Door Handles/Pulls - Interior..... 108,  
128, 294  
Door Hinges ..... 87  
Door Latch Assemblies .. 87, 294, 451  
Door Lock Knobs ..... 107  
Door/Door Jam Trim ..... 128  
Drag and Center Links and  
Components ..... 114-117, 395



# INDEX

- Dress-Up Kits..... 401-402, 408-409, 428-429
- Drill Bits ..... 50, 62, 75
- Drill Fixtures and Components .... 62, 265
- Drive Shaft Safety Loops 41, 73, 255, 275
- Drive Shafts .....212, 368
- Duct Hoses ..... 516
- Electric Fan Controllers .....131, 144, 202, 361, 370, 380, 404, 426, 437, 465, 518
- Electric Fan Mounting Brackets .. 44, 96, 98, 144, 203, 347, 437, 465, 483
- Electric Fan Switches/Sensors .....7, 146, 202, 370, 381, 465
- Electric Fan Wiring Harnesses ..... 98
- Electrical Fuses ..... 51
- Electrical Junction Blocks ..... 8, 51, 423-425
- Electrical Switches and Components .....7, 32, 86-88, 155, 258, 272, 296-297, 370-372, 425-427, 496
- Electrical Wire ..... 47, 373
- Electronic Fuel Injection Systems.... 178, 193-195, 244-245, 354
- Electronic Fuel Injectors..... 193
- Emblems ..... 155
- Engine and Transmission Dowel Pins 276
- Engine Block Off Plates..... 334
- Engine Conversion Kits..... 489
- Engine Covers..... 335
- Engine Fastener Kits..... 79-80
- Engine Lift Plates ..... 60
- Engine Mount Fastener Kits .....80-81
- Engine Oil Dipsticks 89, 100, 103, 210, 290, 298, 318-319, 324, 327-328, 346, 403, 431, 470, 472, 485
- Engine Oil Pans ..... 57, 152, 210, 250, 262-263, 318-319, 326-330, 408, 431, 470, 473, 484, 491, 528
- Engine Oil Thermostats..... 146, 381
- Engine Stand Casters..... 61
- Engine Stands .....60-61
- Engine Tilters..... 489
- Engine Wiring Harnesses .... 370, 376
- Engines, Complete ..... 110-112, 229
- Epoxies.....287, 389, 512
- Exhaust Clamps .... 165, 414, 478-480, 519-520
- Exhaust Collector and Flange Gaskets ..... 407, 427, 464, 480
- Exhaust Cutouts and Components ... 60, 151, 208, 240, 254, 379, 413, 427
- Exhaust Flex Pipes.....478
- Exhaust H and X-Pipes...91, 165, 240, 271, 306, 413
- Exhaust Hangers and Components .. 60, 378, 414, 478
- Exhaust Header/Manifold Gaskets ... 60, 407, 447, 464, 482
- Exhaust Intermediate Pipes ..... 414
- Exhaust Manifold/Header Fastener Kits .... 264, 330, 349, 408, 477, 481
- Exhaust Manifolds and Components 60, 154, 239, 252, 255
- Exhaust Pipe - Bends.. 165, 240, 378, 413, 478, 519
- Exhaust Pipe - Straight .378, 478, 519
- Exhaust Sensor Bungs Plugs and Adapters 23, 60, 195, 263, 478, 521
- Exhaust Sidepipes and Components 378
- Exhaust Systems 164, 204-205, 306, 412
- Exhaust Tips .164-165, 205, 223, 240, 414, 427
- Exhaust Wrap ..... 60, 138, 236, 492
- Exhaust Wrap Ties ..... 60, 62, 492
- Exhaust Y-Pipes..... 151, 240, 306
- Expansion-Freeze Plugs ..... 402
- Exterior Light Assemblies..... 88-89, 108, 153, 297, 366-367, 436, 446
- Exterior Light Bulbs .....272, 367, 446
- Exterior Liquid Protectants 159, 301, 311, 341, 390, 534
- Exterior Mirrors..... 73, 108, 153, 437
- Exterior Trim..... 128
- Fan Parts and Components..... 45
- Fender Covers and Track Mats ..... 98
- Fire Extinguisher Bottle Brackets .... 234
- Fire Extinguishers..... 200, 234
- Firewalls ..... 149
- Flaring Tools ..... 220
- Flat Washers..... 63-64
- Flexplate and Flywheel Fastener Kits ..... 265, 330, 349
- Flexplates and Components..... 323
- Floor Heat Barriers . 137, 140-141, 494
- Floor Mats..... 154, 156
- Floor Panels.....120
- Fluid Cooler Installation Kits ..... 431
- Fluid Cooler Mounting Kits ... 380-381
- Fluid Coolers..... 96-98, 144-148, 203, 333, 361, 380-382, 467, 483, 521
- Flywheels ..... 195, 211, 315, 441
- Frame Rails..... 510
- Friction Modifiers ..... 393, 444, 498
- Front / Rear End Assemblies. 70, 134
- Front Control Arm Bushings.185-188, 399, 411, 445
- Front Control Arm Components 399, 475
- Front Control Arms ..... 93, 153, 223, 241, 256-257, 417-419, 445-446, 454-455, 474-475
- Front Suspension Kits... 241, 416, 419, 420
- Fuel Cell/Tank Bracket..... 270
- Fuel Cell/Tank Caps ..... 270
- Fuel Cell/Tank Filler Necks..... 453
- Fuel Cell/Tank Gaskets..... 270
- Fuel Cell/Tank Sending Units ..... 125, 270, 410
- Fuel Cell/Tanks .....8, 9, 195, 246, 270
- Fuel Filters and Components ..... 9, 66-67, 102, 147, 173-176, 220-221, 251, 348, 382, 435, 473, 487, 535
- Fuel Hard Line..... 67
- Fuel Injector Harnesses ..... 265
- Fuel Pressure Isolators ..... 425
- Fuel Pressure Regulator Components ..... 66
- Fuel Pressure Regulators 5, 11-12, 24, 66, 91, 175-176, 248, 250-251, 348, 421-422
- Fuel Pump Block-Off Plates . 66, 103, 346, 404, 487
- Fuel Pump Eccentrics..... 323
- Fuel Pump Fastener Kits..... 80
- Fuel Pump/Filter Springs ..... 67
- Fuel Pump/Filter/Regulator/Cooler Brackets ..... 9, 67, 102-103
- Fuel Pumps..... 10-11, 24, 66, 91, 122, 175-176, 179, 195, 245, 248-251, 527
- Fuel Rails and Components..193, 262
- Fuel Supply Lines..... 175
- Fuel System Additives.....113, 124, 131, 159, 190, 300-301, 312-313, 460, 498
- Fuel Systems ..... 11, 195
- Full Wiring Harness - Application Specific.....6, 369, 373-375

# INDEX

- Full Wiring Harness - Universal .. 5-6, 273, 369, 374
- Funnels.....290, 407
- Fuse Boxes .....7, 51, 369, 423
- Gas Tank Sealer ..... 390
- Gasket Coatings.....389, 512
- Gauge Line Kits..... 425-426
- Gauge Mounting Panels... 83-85, 128, 251
- Gauge Mounting Pods ..... 84-85
- Gear Marking Compound..... 70
- Gear Oil .....77, 124, 158, 189, 301, 310, 319, 333, 343, 383, 443-444, 449, 460, 497
- Grease 77, 131, 159, 190, 299, 312, 319, 385, 444, 512
- Grommet Assortments ..... 333
- Grommets..... 50, 53, 102, 345, 378, 401-402, 423-424, 430, 470, 485
- Ground Straps.....6, 52
- Hand Air Pump ..... 79
- Hand Cleaner ..... 388
- Harmonic Balancer Covers..... 405
- Harmonic Balancer Fastener Kits..... 330
- Harmonic Balancer Puller and Installation Tools..... 261
- Harmonic Balancers and Components .....112
- Header Ball Flange Kits..... 205, 240
- Header Collectors and Components. 520
- Header Extensions..... 209
- Header Flanges..... 378, 427
- Header Reducers ..240, 252, 379, 414
- Header Tabs and Tethers ..... 521
- Headers ..... 91, 152, 154, 205, 209, 237-240, 252-253, 255, 271, 376-377, 413, 464, 498
- Headlight/Tail Light Wiring Harnesses ..... 6, 372, 446
- Heat Protection Tapes ..... 137, 140, 236, 493-494
- Heat Shields ..... 54, 60, 136-141, 235-236, 273, 333, 349, 493-495
- Heat Wrap Ties ..... 136, 236, 495
- Heater Cores..... 153
- Heater Hose..... 261, 264, 432, 518
- Heaters and Accessories ..... 202
- Heli-Coil Kits and Components .... 63
- Hole Saws ..... 75
- Hood Adjusters ..... 451
- Hood Hinges ..... 109, 451
- Hood Pin Fastener Kits and Components ..... 29, 65, 350, 451
- Hood Props .....109, 297
- Horn Buttons .107, 226, 228, 232, 277
- Horn Wiring Kits.....107, 197
- Hose and Wire Cutters .... 13, 47, 455, 523
- Hose and Wire Sleeving 135-141, 236, 335, 493
- Hose Clamps..... 46-47, 65, 105, 521
- Hose Covers and Sleeves 12, 33, 432, 458
- Hose End Crimpers ..... 518
- Hose Ends 13-16, 19-22, 104, 167-168, 173, 213-215, 461, 517-518, 524-525, 538
- Hose Support Brackets.....12, 34, 48, 65, 105, 220, 272
- How-To Books.....258, 463
- IAC Valves and Components..... 193
- Idle Arms ..... 395
- Idle Pulleys ..... 210
- Ignition Boxes and Controllers ..... 352-355
- Ignition Coil Brackets.....56, 59, 210, 248, 262-263, 348, 400, 470, 487
- Ignition Coil Covers128, 182, 348, 354
- Ignition Coils..... 4, 55-56, 352-355, 386-387
- Ignition Switches ..... 7, 372
- Ignition Tune-Up Kits .....387
- Ignition Wiring Harnesses ..... 265, 354-355, 370-371
- Inner Fenders..... 241
- Intake Manifold Fastener Kits..... 80, 330, 349
- Intake Manifold Spacers..... 210, 261
- Intake Manifolds.....180, 193, 355, 528-529
- Intake Valley Covers ....100, 250, 263, 430
- Intercoolers and Heat Exchangers ... 522
- Interior Light Assemblies....7-8, 273, 367, 371, 373
- Interior Liquid Protectants.. 301, 341, 390
- Interior Mirror Brackets.....108
- Interior Trim..... 107
- Jack and Stand Pads ..... 411
- Jack Dirt Wings and Pads ..... 304
- Keyless Entry Systems..... 86
- K-Members and Components..... 418, 490
- Ladder Bar Crossmembers ..... 94
- Leaf Spring Blocks..... 74
- Leaf Spring Bushings..... 411
- Leaf Spring Fastener Kits .... 74, 275, 506
- Leaf Spring Mounts and Brackets 41, 74, 150, 324, 411, 445, 506
- Leaf Springs . 150, 154, 256-257, 324, 445
- License Plate Fastener Kits ..... 140
- License Plates and Components 108, 436
- Light Assembly Components .... 366, 372
- Light Bulb Covers..... 84
- Line Lock Installation Kits..... 33, 259
- Line Lock Kits..... 33, 259
- Line Retaining Clips ..... 35, 48, 65
- Lock Nuts ..... 64
- Lock Washers ..... 64
- Main Cap Girdles ..... 328
- Manual Transmission Rebuild Kits and Components..... 496
- Manual Transmissions. 276, 450, 495
- Map Sensors ..... 193
- Mass Airflow Sensors and Components .....90, 263
- Master Cylinder and Booster Kits 151, 156, 279-284, 457-458, 502
- Master Cylinder and Reservoir Brackets ... 149, 151, 282, 458, 502, 530
- Master Cylinder Pushrod ....278, 502
- Master Cylinder Reservoir Caps . 345
- Master Cylinder Reservoirs ..... 533
- Master Cylinders ..... 32, 97, 280-281, 457-458, 502, 530, 533
- Mechanical Fan Spacers45, 203, 382
- Microfiber Cloths and Wash Mitts..... 534
- Mono Ball Bearings ..... 454
- Motor Mounts..... 61, 93, 100, 129, 185, 239, 241, 252, 254, 261-262, 411, 420, 430, 490, 506, 508
- Motor Oil ...76, 124, 156-158, 189, 299-300, 310-311, 319-320, 343-344, 384-385, 443, 459, 496-497, 513
- Motor Oil Additives159, 190, 299-300, 344, 444, 497
- Motor Plates..... 264
- Mufflers and Components..... 120, 163-164, 205-209, 305-306, 378, 413-414, 478, 480, 523

# INDEX

- Multipurpose Cleaners ..... 42,  
124, 131, 158, 161, 285, 302, 311, 313,  
341, 344, 388, 390, 466, 511, 534
- Nitrous Oxide Blow Down Tubes. 364
- Nitrous Oxide Blow Off Disc 359, 364
- Nitrous Oxide Bottle Brackets 41, 364
- Nitrous Oxide Bottle Openers..... 359
- Nitrous Oxide Bottle Warmers.... 540
- Nitrous Oxide Purge Illuminators.....  
364, 540
- Nitrous Oxide Purge Kits.... 359, 364,  
540
- Nitrous Oxide Switches..... 364
- Nitrous Oxide Systems 358-359, 364,  
540
- Nuts..... 17, 64, 170, 216
- Oil Accumulators, Reservoirs, and  
Tanks ..... 58
- Oil Dry ..... 42
- Oil Filter Adapter Fastener Kits .... 57
- Oil Filter Adapters and Components.  
57-58, 147, 210, 382-383, 489, 491,  
535
- Oil Filter Covers..... 431, 470
- Oil Filter Relocation Kits and  
Components .... 146-148, 383, 489,  
491, 535
- Oil Filters 173, 221, 320, 324, 332, 535
- Oil Pan Baffles..... 326-328
- Oil Pan Drain Plug Gaskets ..... 346
- Oil Pan Fastener Kits.... 80, 264, 324,  
330, 349, 431
- Oil Pan Plug Kits..... 346, 407
- Oil Pump Drive Shafts ..... 319, 324
- Oil Pump Pickups ..... 102, 318-319,  
326-330, 408, 491
- Oil Pump Springs..... 325
- Oil Pump Supports ..... 264
- Oil Pumps ..... 318-319, 325-328
- Oil Restrictors..... 58, 523
- O-rings..... 21-22, 27, 46, 67, 173, 217,  
345, 442, 484
- Overflow Tanks/Catch Cans and  
Components ..... 98, 103, 270, 409,  
432, 438, 473
- Oxygen Sensor Controllers..... 24
- Oxygen Sensors ..... 193
- Paint 160-161, 286, 323, 390-391, 393,  
466, 492, 511
- Paint and Coating Strippers ..... 161
- Paint Prep..... 161, 390
- Panhard, Track Bar, and Rear End  
Locator Bushings ..... 186
- Parking Brake Cables ..... 298, 457
- Parking Brake Handles ..... 297
- Pedal Assemblies and Components .  
31, 105-106, 128, 149, 292-293, 298,  
436
- Pedal Pads and Components 106-107,  
292-293, 298, 436
- Petcock ..... 131
- Pilot Bearings - Roller .. 212, 276, 333
- Pilot Bushings..... 276
- Pinion Angle Shims ..... 275
- Pinion Crush Sleeves/Spacers ... 442
- Pinion Depth Gauges..... 442
- Pinion Nuts ..... 72, 442
- Pinion Seals ..... 72, 442
- Pinion Supports ..... 72
- Pitman Arms..... 198, 396
- Plasma Cutters ..... 536
- Plastic/Nylon Washers..... 216
- Plastigauge..... 57
- Pliers ..... 49, 62, 436, 512
- Polishing Compounds .. 301, 340-341,  
390, 512, 534
- Polishing Kits ..... 340
- Power Door Lock Kits and  
Components ..... 86, 464
- Power Filters..... 356
- Power Steering Flow Valves 104, 435
- Power Steering Fluid... 124, 158, 300,  
302, 312, 444, 459
- Power Steering Hoses and Lines 104,  
116, 119, 151, 198, 434
- Power Steering Pulleys . 104, 116, 119,  
198, 308, 309, 433
- Power Steering Pump Components .  
117, 241, 309
- Power Steering Pumps... 104, 116-119,  
199, 309, 434, 501, 503
- Power Steering Reservoir Caps... 100
- Power Steering Reservoirs.. 103-104,  
119, 309
- Power Top Harness ..... 371
- Power Trunk Lock Kits and  
Components ..... 88
- Power Window Kits and  
Components ..... 86, 88
- Protective Wire Sleeve.... 48, 68, 139,  
273, 375, 480, 521
- Pulley Covers ..... 103, 309
- Pulley Fastener Kits ..... 81
- Pulley Kits.. 91, 99-100, 251, 307-309,  
433, 518
- Pulley Shims and Spacers ..... 46, 308
- Push Lock Fittings ..... 455
- Quick Disconnect Fittings .... 21, 219,  
523
- Quick Release Fasteners and  
Components ..... 63
- Rack and Pinion Bushings and  
Mounts ..... 186, 198-199, 241
- Rack and Pinion Components ..... 241
- Rack And Pinions ... 150, 198-199, 241,  
505-506
- Radiator Caps .. 44, 98, 103, 347, 438,  
523
- Radiator Filler Necks..... 523
- Radiator Fin Combs ..... 43
- Radiator Hose .... 46-47, 361, 432, 471
- Radiator Isolator ..... 361, 411
- Radiator Modification Kit ..... 361
- Radiator Mounting Brackets and  
Components ..... 361
- Radiator Repair ..... 361
- Radiator Shrouds ..... 44, 361
- Radiators ..... 23, 43, 98, 125, 130-131,  
153, 233, 362, 409, 437
- Rear Control and Trailing Arm  
Bushings ..... 212, 411
- Rear Control and Trailing Arm  
Mounts ..... 417, 507
- Rear Control Arms and Trailing Arms  
93-94, 256-257, 275, 408, 416, 418,  
421, 476, 507, 510
- Rear End Housing Fastener Kits.. 70,  
72, 81
- Rear End Housing Truss Supports. 41
- Rear End Locators ..... 93, 507, 510
- Rear Main Seal Adapters ..... 57
- Rear Suspension Kits... 149-150, 256,  
419- 420, 452, 454, 507
- Rear View Mirrors..... 108, 437
- Relays/Relay Kits 7, 51, 144, 269, 272,  
370-372, 380, 437
- Reservoirs Pumps and Steering Box  
Brackets 25, 116, 119, 198, 253, 309,  
433, 434-435, 501
- Residual Pressure Valves ..... 32
- Resonators ..... 205, 523
- Rev Limiters - 2 Steps..... 356, 386
- Ring and Pinion Gears ..... 71, 212,  
341-342, 448-449, 539
- Ring and Pinion Install Kits/  
Bearings..... 71, 212, 341-342, 442,  
448-449, 539
- Ring Gear Fastener Kits ..... 442
- Ring Gear Spacers ..... 70-71, 349

# INDEX

- Rod End Bushings ..... 65  
Rod Ends - Clevises ..... 32  
Rod Ends - Spherical ..... 454  
Roll Bar Clamps..... 41  
Roll Bar Covers..... 229  
Roll Cages and Components..... 36  
RPM Chips..... 356  
RTV and Silicone Sealers and Gasket Makers 287-288, 299, 388, 389, 512  
Rust Removers and Prevention ..... 160-161, 390-391, 535  
Safety Wire ..... 62, 436  
Schrader-Tire Valve Stem Tools ... 76  
Scrapers ..... 512  
Scrub Bags ..... 28  
Seal Alignment Tool ..... 57  
Seam Sealer..... 391  
Seat Belts and Harnesses ..... 73, 156, 463  
Seat Belts and Harnesses Brackets and Mounts ..... 73  
Seat Brackets, Mounts, and Sliders.. 73, 394, 468  
Seat Fastener Kits ..... 468  
Seat Heaters..... 89  
Seats ..... 322, 394, 467-468  
Sending Units ..... 84, 125  
Shaved Door Handle Kits. 86, 88, 464  
Sheet Metal Brake..... 537  
Sheet Plastic ..... 229  
Sheetmetal Roller ..... 536, 537  
Shift/Warning Lights and Components ..... 356, 407, 426  
Shifter Boots and Rings ..... 108, 120, 258, 295, 297, 349  
Shifter Brackets Cables and Linkages ..... 94, 95, 259, 266, 269, 295, 297  
Shifter Components..... 94, 258, 296  
Shifter Knobs..... 258, 295-296, 323  
Shifter Sticks 109, 120, 128, 258, 295, 510  
Shock Crossmembers ..... 40  
Shock Wrenches..... 23, 418  
Shocks..... 22, 153, 256-257, 273-274, 367, 415-416, 421, 445, 452-453  
Shock-Strut Bushings ..... 65  
Shock-Strut Mounts..... 40, 150, 509  
Shop Rags/Towels ..... 42, 141  
Shop/Trailer Organizers ..... 42, 304  
Shrink Sleeve Tubing..... 50, 135, 235, 335  
Shrinker/Stretcher..... 75  
Shut Off Valves ..... 173  
Silicone Adapters/Elbows ..... 522  
Silicone Coating Sprays ..... 136  
Silicone Sprays ..... 131  
Snips and Shears ..... 75, 537  
Sockets ..... 224, 408  
Solder ..... 53  
Sound Deadener Tools .162, 260, 494  
Sound Deadeners...140-141, 162, 200, 260, 494  
Spark Plug Boot Protectors. 135, 138, 273, 335, 480, 493  
Spark Plug Boots ..... 324  
Spark Plug Wire Markers ..... 348, 356  
Spark Plug Wires ..... 5, 185, 211, 261, 337-339, 353, 357-358, 386, 388, 481  
Speed and Position Sensors ..... 244, 370  
Speedometer Cables..... 297  
Spider Gears ..... 341-342  
Spindle Nuts ..... 30  
Spindles and Components ..... 30, 74, 154, 241, 445, 454, 456, 533  
Spools and Mini Spools ..... 341  
Spray Guns..... 286  
Spray Lubricants .. 131, 158, 190, 300, 311, 460, 498  
Spray on Thermal/Accoustic Barriers..... 286  
Squeegees..... 122  
Starter Fastener Kits ..... 80, 264  
Starter Solenoids and Components . 54-55, 425  
Starters ..... 54, 133, 211, 324, 357, 387, 392, 407, 492, 502-503  
Starting Fluids ..... 299  
Steam Port Block Off ..... 264  
Steam Vent Hose kit ..... 263-264  
Steering Boxes and Components ..... 115-119, 153, 155, 198-199, 266  
Steering Column Boots ..... 266  
Steering Column Brackets .... 114-115, 118, 197, 266, 269  
Steering Column Knobs and Levers.. 267-269  
Steering Column Wiring Harnesses.. 269  
Steering Columns and Components . 196, 265-267, 269  
Steering Shaft Joints/U-Joints ..... 113-118, 197-198, 268-269, 479, 506  
Steering Shaft Support Bearings 74, 114, 198  
Steering Shafts and Components 74, 114-117, 150, 197, 199, 255  
Steering Wheel Adapters and Install Kits .... 107, 197, 227-229, 232, 268, 277  
Steering Wheel Covers..... 107  
Steering Wheel Quick Disconnects .. 268  
Steering Wheels and Components ... 106-107, 225-232, 277, 321-322, 438  
Storage Cases..... 49, 363  
Strut Rod Bushings ..... 186, 411  
Strut Rods ..... 154, 257, 418, 475  
Struts ..... 273-274, 415-417  
Studs ..... 53  
Subframe Connectors and Components ..... 93, 129, 148, 223, 256-257, 455, 508  
Supercharger Components ..... 262  
Superchargers ..... 179, 528  
Suspension Handling Kits ... 256, 418, 452-454, 506  
Suspension Tube Ends..... 38  
Sway Bar Bushings and Mounts.. 186, 257, 397, 411  
Sway Bars ..... 149, 242, 256-257, 418-420, 445-446, 453, 455, 506-507  
Tachometer Adapters ..... 85  
Tape ..... 49, 162  
Tape Measures Rulers and Measuring Devices ..... 97  
Temperature Sensors ..... 193  
Thermostat Housing Fastener Kits 81  
Thermostats ..... 347, 477, 498  
Thread Locking Compounds ..... 286-288, 389, 512  
Thread Sealers..... 287-288, 389  
Throttle Bodies ..... 90-91  
Throttle Body Adapters and Spacers 262  
Throttle Body Gaskets..... 177  
Throttle Brackets.... 69, 133, 247, 291, 297, 347, 487  
Throttle Cables .... 290-292, 297, 436  
Throttle Control Kits ..... 426  
Throttle Linkage and Components... 69, 174-177, 334, 528  
Throttle Position Sensors ... 193, 245

# INDEX

- Throttle Return Spring and Brackets  
69, 195, 247, 291, 334, 347, 426,  
435, 470, 487, 488
- Tie Rod Boots ..... 186
- Tie Rods and Components ...198-199,  
241, 256-257, 397, 418, 507
- Tie-Down Anchors ..... 40, 303-304
- Tie-Down Sleeves ..... 303
- Tie-Down Straps .....303-304
- Tie-Down Tracks ..... 304
- Timing Cover Fastener Kits ....58, 80,  
325, 330, 349
- Timing Cover Seals ..... 58
- Timing Covers .....58, 133,  
229, 325, 345-346, 401-403, 409,  
435-436, 470, 484
- Timing Lights ..... 199, 357
- Timing Pointers .... 59, 153, 346, 403,  
435- 436, 470, 473
- Timing Tape ..... 346
- Tires 129, 255-256, 302, 316-317, 390
- Tool Trays ..... 233
- Torque Arm Bushings and Mounts ....  
508
- Torque Arms and Components .... 92,  
417, 508
- Torque Converter Fastener Kits . 330
- Torque Converter Lockup Kits 95, 121
- Torque Converters and Components  
3, 96, 483
- Torsion Bars .....257
- Tow Hooks ..... 148, 304
- Traction Bars and Components .. 129,  
275
- Trailing Arm Fastener Kits .... 256, 418
- Transmission Crossmembers ..... 93,  
120, 221-222, 252, 254, 483, 490
- Transmission Fluid ..... 76,  
78, 124, 157, 158, 188, 299, 311, 320,  
343, 385, 444, 459, 460, 497
- Transmission Fluid Additives ..... 301,  
344
- Transmission Gaskets ..... 330
- Transmission Indicators and  
Components ..... 267, 269
- Transmission Inspection Covers 470
- Transmission Mounts .. 185, 252, 254,  
411
- Transmission Pan Drain Plug Kits. 95
- Transmission Pan Fastener Kits ... 80
- Transmission Shifters ..... 94-95,  
258-260, 296, 476
- Transmission Wiring Harnesses . 370
- Trunk and Hood Latch Assemblies ...  
87, 297
- Tube Nuts and Sleeves 17, 20, 22, 33,  
67, 170, 173, 217-218, 278, 517
- Tubing ..... 36-38
- Tubing Notcher Components ..... 75
- Tubing Notchers ..... 75
- Tubing Straightener ..... 536
- Turbo Flanges ..... 523
- Turbocharger Components ..... 263
- Turbocharger Gaskets ..... 448
- Turn Signal Flashers ..... 272, 371
- U-Joint Strap and Bolt Kits .....72-73,  
134
- U-Joints ..... 72, 134, 368
- Undercoatings ..... 131, 161, 289, 466
- Universal Caps ..... 59, 102, 521
- Vacuum Pumps ..... 133, 277, 458
- Vacuum Reservoirs ..... 471
- Valley Pan Fastener Kits ..... 80
- Valve Cover Adapters and Spacers ...  
101-102, 262
- Valve Cover Breathers and  
Components ..... 102, 181-182, 325,  
332-333, 345, 400-403, 408-409,  
430-431, 470, 473, 484-485
- Valve Cover Fastener Kits .... 80, 102,  
332-333, 345, 400-402, 408-409,  
428-429, 431, 470, 485
- Valve Cover Filler Tubes and Caps ....  
102, 128, 325, 332-333, 345, 403,  
430-431, 470
- Valve Cover Gaskets ....332-333, 429,  
470
- Valve Cover Hold-Down Tabs .....  
332-333, 345, 401-402, 428, 431,  
470, 485
- Valve Covers ..... 59, 101, 154,  
181-182, 210, 229, 249, 250-251,  
325, 331-332, 350, 400-402, 408-  
409, 428-429, 470, 472, 484-485
- Valve Stems and Components ..... 76,  
224
- Vehicle Ramps ..... 438-440
- Vents and Components. 108, 154, 516
- Vise Jaw Inserts ..... 13, 15, 109, 411
- Vises ..... 537
- Voltage Regulators and Components  
371, 500
- Wastegates and Components .... 504
- Water Neck Spacers/Risers ..... 46
- Water Necks - Thermostat Housings  
46, 103, 330, 345, 405, 433, 470,  
484-486
- Water Pump Components ..... 45, 133
- Water Pump Fastener Kits ..... 80
- Water Pump Gaskets ..... 46
- Water Pump Pulleys ..... 104, 183, 433,  
486-487
- Water Pump Spacers ..... 46, 264
- Water Pump/ Water Neck Hose  
Adapters ..... 202
- Water Pumps - Electric . 46, 133, 330,  
404-405
- Water Pumps - Mechanical .....  
45, 183-184, 211, 330, 477, 498-499,  
503, 528
- Water/Methanol Injection  
Components ..... 23, 469
- Water/Methanol Injection Systems ..  
24, 468
- Waxes ..... 285, 299, 301, 311, 340-341,  
390, 512, 534
- Weather Pack Pin Tools .49, 357, 426
- Weld In Bungs and Fittings. 17, 21, 59,  
173, 217, 517, 521
- Welders ..... 536
- Welding Clamps ..... 536
- Wheel Adapters ..... 491
- Wheel Alignment Kits ..... 395
- Wheel Bearing Hub Assemblies.. 446
- Wheel Bearings ..... 30, 74
- Wheel Center Caps and Hub Caps ....  
471, 526, 529
- Wheel Hub and Drive Flange Dust  
Covers ..... 30
- Wheel Lug Nut Washers ..... 224
- Wheel Lug Nuts .... 109, 224, 313, 529
- Wheel Spacers ..... 346, 491
- Wheel Stud ..... 70, 81, 335
- Wheel Trim Rings ..... 129, 526
- Wheel Tubs ..... 149
- Wheel Wrenches ..... 224
- Wheels ..... 82, 109-110, 153, 155-156,  
525-529
- Windage Tray Fastener Kits ..... 80,  
318-319, 328-329
- Windage Trays and Components .....  
318-319, 324-329
- Window Cranks ..... 108, 128, 294
- Window Louvers ..... 155
- Windshield Washer Pumps ..... 150
- Windshield Washer Reservoirs .... 521
- Windshield Wiper Blades ..... 436

# INDEX

Windshield Wiper Components .... 89  
 Windshield Wiper Kits..... 89, 436  
 Wing and Spoilers and Components.  
 155  
 Wire Crimpers and Stripping Tools 4,  
 6, 49, 53, 335, 356, 423-424, 481  
 Wire Crimping Tool Dies..... 481  
 Wire Looms ..... 57, 102, 211, 335-336,  
 348, 356, 403, 430, 481, 487  
 Wire Sleeve Install Tools .....375  
 Wire Tie Tools ..... 62, 136  
 Wiring Connectors and Terminals ....  
 7-8, 48-50, 356, 372, 375-376,  
 423-426  
 Wiring Pigtailes ... 4, 11, 33, 49, 56, 197,  
 371-372, 388, 423, 465  
 Wrenches ..... 109, 220  
 Yokes ..... 72, 134, 368  
 Zinc Anode..... 201  
 Zip Ties..... 50-51, 62, 234



## HushMat Ultra Sound Deadening and Thermal Insulation

Lightweight HushMat Ultra self-adhesive butyl rubber insulation with or without reflective heat barrier. Sound-deadening material reduces aftermarket engine noise, exhaust drone, road noise, and vibration. Reflective barrier provides thermal insulation to reduce heat from engine, headers, and exhaust. Made in the USA.

Part No.	Description
<b>Ultra Floor, Dash Kits</b>	
HMT10400	12" x 23" Sheet, 1.5mm Thick, Rubber, 20 pieces
HMT10401	12" x 23" Sheet w/Heat Barrier, 1.5mm Thick, Rubber/Silver, 20 pieces
<b>Ultra Door Kits</b>	
HMT10200	12" x 12" Sheet, 1.5mm Thick, Rubber, 10 pieces
HMT10201	12" x 12" Sheet w/Heat Barrier, 1.5mm Thick, Rubber/Silver 10 pieces
<b>Ultra Bulk Kits</b>	
HMT10500	12" x 23" Sheet, 1.5mm Thick, Rubber, 30 pieces
HMT10501	12" x 23" Sheet w/Heat Barrier, 1.5mm Thick, Rubber/Silver, 30 pieces
<b>Super Bulk Kit</b>	
HMT10800	18" x 32" Sheet, 1.5mm Thick, Rubber, 9 pieces
<b>Hood Liner</b>	
HMT50100	12" x 23" Sheet, 1.5mm Thick, Rubber, 6 pieces
<b>Ultra Trunk Kit</b>	
HMT10301	12" x 23" Sheet w/Heat Barrier, 1.5mm Thick, Rubber/Silver, 10 pieces




### UPGRADE TO POLYURETHANE



### HYPER-FLEX®

Performance Polyurethane Products

#### COLOR OPTIONS



### FEATURES & BENEFITS

A true performance application component for cars, trucks, hot rods and racing/competition vehicles - yet designed to be also used for street vehicles. Made from Hyper-Flex® performance polyurethane, soft-running enough to absorb vibrations for street use yet rugged for racing use. When required- a torque resistant safety interlock design is used that is comparable in strength to those too hard-running metal mounts. Replaces the original, short lived and typically too-soft rubber mounts and outdates those hard-running metal motor and transmission mounts.

### MOTOR MOUNTS


- ENE3-1114G GM, Motor Mount, Short, 2-5/8" Wide
- ENE3-1114R GM, Motor Mount, Short, 2-5/8" Wide
- ENE3-1115G GM, Motor Mount, Short, 2-5/8" Wide, Chrome-Plated Steel
- ENE3-1115R GM, Motor Mount, Short, 2-5/8" Wide, Chrome-Plated Steel
- ENE3-1118G GM, Motor Mount, Tall, 2-5/8" Wide, Chrome-Plated Steel
- ENE3-1127G GM, Motor Mount Insert, 1993-97 F-Body
- ENE3-1151G GM, Motor Mount Insert, 1998-02 GM LS-Series, F-Body
- ENE3-1171G GM, Motor Mount, Tall, 2-5/8" Wide
- ENE3-1122G GM, Motor & Transmission Mount, Tall, 2-5/8" Wide Kit
- ENE3-1128R GM, Motor Mount & Transmission Mount, 85-00 Full-Size Truck/SUV
- ENE3-1130G GM, Motor & Transmission Mount, 1973-90 SBC Kit
- ENE3-1141G GM, Motor Mount, 1988-95 V6 GM S10-15, Sonoma, Blazer
- ENE3-1141R GM, Motor Mount, 1988-95 V6 GM S10-15, Sonoma, Blazer
- ENE3-1152G GM, Motor Mount Insert, 1988-2000 Diesel Truck
- ENE4-1122G Ford, Motor Mount, 1980-92 SBF
- ENE4-1137G Ford, Motor Mount, 1964-73 Various Applications
- ENE4-1123G Ford, Motor Mount Insert, 2000-04 Focus Kit
- ENE4-1135R Ford, Motor Mount & Transmission Mount, 1967-72 Mustang Kit
- ENE5-1114G Dodge, Motor Mount Insert, 1994-2002 Ram, Cummins Diesel Kit
- ENE2-1104R Jeep, Motor Mount, 1987-2006 6-Cyl. Kit
- ENE16-1110R Acura RSX/Civic, Motor Mount Inserts, 2002-04 Kit

### TRANSMISSION MOUNTS

- ENE3-1106R GM, Transmission Mount, Single Bolt, Truck
- ENE3-1108G GM, Transmission Mount, Interlocking, 3.75-4.25" Bolt Span, 2-Bolt
- ENE3-1108R GM, Transmission Mount, Interlocking, 3.75-4.25" Bolt Span, 2-Bolt
- ENE3-1109G GM, Crossmember Bushing, 1982-92 F-Body Kit
- ENE3-1129G GM, Transmission Mount, Truck, 7.50" Bolt-Span, 2-Bolt Kit
- ENE3-1129R GM, Transmission Mount, Truck, 7.50" Bolt-Span, 2-Bolt Kit
- ENE3-1142G GM, Transmission Mount, 1982-2002 F-Body
- ENE3-1142R GM, Transmission Mount, 1982-2002 F-Body
- ENE3-1158G GM, Transmission Mount, Interlocking, 3.75-4.25" Bolt Span, 2-Bolt
- ENE4-1148G Ford/Mazda, Transmission Mount, 1998-2011 Compact Truck
- ENE5-1112G Mopar, Transmission Mount, 1963-73 All Bodies
- ENE2-1101G Jeep, Transmission Bushing, 1973-96 CJ, YJ Wrangler
- ENE4-1140G Ford, Transmission Mount Insert & Shifter Bushing, 2011-14 Mustang
- ENE4-1141G Ford, Transmission Mount Insert & Shifter Bushing, 2015-17 Mustang

**ALL PRODUCTS BACKED BY OUR >**





### InVision LCD Instrument Dash Panel

AutoMeter's sleek line of InVision HD digital dash display is like today's vehicle instrument display, but built for yesterday's classic trucks and muscle cars. This complete dash system comes equipped and ready to monitor the most important vitals: speedometer, tachometer, oil pressure, water temperature, fuel level, and voltmeter. All instruments are displayed on a 12.3" high-definition color LCD screen. Includes pre-terminated, color-coded universal wiring harness, sensors, adapters, and a panel-mounted joystick for programming.



ATM7000



ATM7007



ATM7008

Part No.

Description

InVision HD	
ATM7000	Universal 12.3" LCD Screen, Harness, Sensors, Kit
ATM7004	1973-87 GM Full-Size Truck Dash Panel, 12.3" LCD Screen, Harness, Sensors, Kit
ATM7005	1982-87 GM G-Body Dash Panel, 12.3" LCD Screen, Harness, Sensors, Kit
ATM7006	1995-98 GM Full-Size Truck Dash Panel, 12.3" LCD Screen, Harness, Sensors, Kit
ATM7007	1987-93 Ford Mustang Dash Panel, 12.3" LCD Screen, Harness, Sensors, Kit
ATM7008	1969 GM F-Body Dash Panel, 12.3" LCD Screen, Harness, Sensors, Kit





## DOUG'S METALLIC CERAMIC COATING HEADERS

Doug's Headers feature 3/8" thick machined flanges and CNC mandrel-bent 16-gauge, tubes with precision formed long transitions for balanced exhaust flow. Pre-polished to remove scratches, they are finished with a metallic ceramic coating and buffed to a high luster appearance that is heat resistant up to 1400°F. Pair of headers includes gaskets, collector reducers, and hardware.

Part No.	Description
DGHD308	1967-81 Camaro, 1964-77 Chevelle, 1968-74 Nova, 1970-74 Monte Carlo, Small Block, Full Length, 1-5/8" Primary, 3" Collector
DGHD313	1967-81 Camaro, 1964-77 Chevelle, 1968-74 Nova, 1970-74 Monte Carlo, Big Block, Full Length, 1-3/4" Primary, 3" Collector
DGHD316	1970-81 Camaro, 1968-77 Chevelle, Small Block, Full Length, 1-7/8" Primary, 3-1/2" Collector
DGHD320	1967-69 Camaro, 1968-74 Nova, Big Block, Full Length, 2" Primary, 3-1/2" Collector
DGHD329	1967-69 Nova, Small Block, Full Length, 1-3/4" Primary, 3" Collector
DGHD3336	1964-72 Chevelle, LS Swap, Full Length, 1-3/4" Primary, 3" Collector
DGHD3348	1963-72 GM Full-Size Truck, LS Swap, Full Length, 1-7/8" Primary, 3" Collector
DGHD3349	1964-67 Chevelle, LS Swap, Full Length, 1-7/8" Primary, 3" Collector
DGHD3350	1964-67 Chevelle, LS Swap, Mid-Length Tube, 1-7/8" Primary, 3" Collector
DGHD368	1967-69 Nova, Small Block, Full Length, 1-3/4" Primary, 3" Collector
DGHD380	1963-82 Corvette, Side-Mount Headers, Small Block, 1-7/8" Primary, 4" Collector
DGHD930	Corvette Side Tubes 46" Long, 4" Dia. Ceramic Metallic, Pair
DGHD950	Slip-In Glasspack Mufflers for 4" Dia. Side Tubes, Pair
DGHD952	Slip-In Glasspack Maximum Flow Mufflers for 4" Dia. Side Tubes, Pair
DGHD452	1963-72 Mopar B-Body, B/RB Big Block, Full Length, 2" Primary, 3-1/2" Collector
DGHD564	1964-67 Pontiac GTO, LeMans, Pontiac Heads, Full Length, 1-3/4" Primary, 3" Collector
DGHD567	1964-67 Pontiac GTO, LeMans, Edelbrock Heads, Full Length, 1-3/4" Primary, 3" Collector
DGHD570	1970-79 Pontiac Firebird, Pontiac, Full Length, 1-3/4" Primary, 3" Collector
DGHD581	1970-79 Pontiac Firebird, Pontiac, Full Length, 1-7/8" Primary, 3-1/2" Collector
DGHD669Y	1966-70 Ford Fairlane, Small Block, Full Length, 1-3/4" Primary, 3" Collector

## ELECTRIC EXHAUST CUT-OUTS

Doug's Electric Exhaust Cut-Outs are made from stainless steel and built to last. They feature Dayton gear reduction motors, rack-and-pinion drive mechanisms, self-cleaning knife edge seats for a leak-proof seal, and waterproof connection wiring harness for easy installation.



Part No.	Description
DGHDEC250A	Dual 2.5" Electric Exhaust Cut-Outs Only, Stainless Steel, w/Wire Harness, Pair
DGHDEC250AK	Dual 2.5" Electric Exhaust Cut-Outs w/Transition Pipes, Stainless Steel, w/Wire Harness, Pair
DGHDEC300A	Dual 3.0" Electric Exhaust Cut-Outs Only, Stainless Steel, w/Wire Harness, Pair
DGHDEC300AK	Dual 3.0" Electric Exhaust Cut-Outs w/Transition Pipes, Stainless Steel, w/Wire Harness, Pair



## Street Series Crossmember-Back Stainless Exhaust Kits

Magnaflow Street Series Crossmember-Back Performance Stainless Exhaust Kits features fast-flowing, mandrel-bent 2.5" stainless steel tubing, Tru-X crossover, straight-through mufflers exiting through 2.75" polished single wall-turn-down, cut-edge tips. Direct-fit design with little modifications. Moderate exterior and mild interior sound levels. Limited lifetime warranty.



MAG15893



MAG15898

Part No.	Description
<b>1964.5-66 Mustang V8</b>	
MAG15815	Header-Back Dual Exhaust, Stainless 2.5" Pipes, 2.75" S/S Tips
<b>1967-70 Mustang V8</b>	
MAG15816	With Tru-X Crossover, Stainless 2.5" Dia. 2.75" S/S Tips
<b>1964-67 Chevelle/Malibu/Cutlass/GTO V8</b>	
MAG15893	With Tru-X Crossover, Stainless 2.5" Pipes, 2.75" S/S Tips
<b>1968-73 Chevelle/Malibu/Cutlass/GTO V8</b>	
MAG15894	With Tru-X Crossover, Stainless 2.5" Pipes, 2.75" S/S Tips

Part No.	Description
<b>1967-69 Camaro/Firebird/Nova V8</b>	
MAG15896	With Tru-X Crossover, Stainless 2.5" Pipes, 2.75" S/S Tips
<b>1970-73 Monte Carlo/Cutlass/GTO V8</b>	
MAG15898	With Tru-X Crossover, Stainless 2.5" Pipe, 2.75" S/S Tips
<b>1967-74 Camaro/Firebird V8</b>	
MAG15899	With Tru-X Crossover, Stainless 3" Pipe, 3" S/S Tips
<b>1963-79 Mopar B-Body V8</b>	
MAG19303	Header-Back Dual Exhaust, Stainless 2.5" Pipes, 2.625" S/S Tips



## Rumble Turbo Mufflers

MagnaFlow Rumble turbo mufflers feature aluminized steel construction, fully welded outer cases and spot-welded internal baffling for superior structural support, providing corrosion resistance, maximum performance and sound.

Part No.	Description
<b>2-1/2" Offset Inlet, 2-1/2" Center Outlet</b>	
MAGR22541	4-1/4" x 9-1/2" Oval Body, 19" Overall, Aluminized, Each
MAGR22543	4-1/4" x 9-1/2" Oval Body, 19" Overall, Aluminized, Each
<b>3" Offset Inlet, 3" Center Outlet</b>	
MAGR23041	4-1/4" x 9-1/2" Oval Body, 19" Overall, Aluminized, Each
MAGR23043	4-1/4" x 9-1/2" Oval Body, 19" Overall, Aluminized, Each



# RESTORE POWER WITH A NAME YOU CAN TRUST!

## MSD DYNAFORCE STARTER

Our DynaForce Starter is designed to crank over the highest compression engines on a hot day in Death Valley. The DynaForce Starter features all-new components beginning with a three horsepower motor. This power is used to crank over the reduced 4.4:1 gear set to deliver great torque to the engine's ring gear to get the engine turning.



## MSD DIGITAL 6AL IGNITION CONTROL

The MSD 6AL Ignition Control set the standards that other ignitions strive to reach. The wiring of the Digital 6AL is routed out one end of the unit through a sealed and locking connector. Inside the Digital 6AL, you'll find a microprocessor that monitors and controls every firing and rev limit.



## MSD SMART COIL

The MSD Smart Coil is a direct replacement for the popular IGN-1A coil. More spark energy than any other IGN-1A smart coil on the market for maximum fuel burn during combustion sequence. It is compatible with Holley EFI and many other aftermarket electronic fuel injection systems and will run on traditional 12 volt or 16 volt electrical systems found in race applications.



# MSD<sup>®</sup>

SHOP ALL MSD PRODUCTS AT  
[WWW.HOLLEY.COM](http://WWW.HOLLEY.COM)



## SPECIALTY ITEMS FOR YOUR NEXT HOT ROD OR EARLY MUSCLE PROJECT



**BRAKE**  
PART#ALL48037



**ELECTRICAL**  
PART#ALL76203



**TOOLS**  
PART#ALL11036



**AIR CLEANERS AND ACCESSORIES**  
PART#ALL25911

**AND MORE...**



CAT2361

8300 Lane Drive, Watervliet, MI 49098  
800-772-2678 • 269-463-4113 • Fax: 800-772-2618  
[www.motorstate.com](http://www.motorstate.com)